





















UNOFFICIAL - The protest window is closed.

Results () Splits () Final Scores () Score Grid () Split Scores () Entries ()






















1	14:13.56 Aden Bandukwala Hinsdale (Central)	4	4:39.6 4:39.6 ↔	1	9:27.7 4:48.1 3 ^	1	14:13.56 4:45.86 ↔
2	14:17.93 Camyn Viger Plainfield (South)	27	4:42.4 4:42.4 ↔	5	9:34.9 4:52.5 22 ^	2	14:17.93 4:43.03 3 ^
3	14:20.16 Ben Crane Winnetka (New ...)	3	4:39.4 4:39.4 ↔	3	9:32.8 4:53.4 ↔	3	14:20.16 4:47.36 ↔
4	14:22.16 Dylan Ybarra O'Fallon (H.S.)	21	4:41.3 4:41.3 ↔	8	9:36.2 4:54.9 13 ^	4	14:22.16 4:45.96 4 ^
5	14:22.40 Thomas Czerwinski Plainfield (North)	17	4:41.0 4:41.0 ↔	5	9:34.9 4:53.9 12 ^	5	14:22.40 4:47.50 ↔
6	14:25.63 Zac Close Naperville (Neu...)	1	4:39.2 4:39.2 ↔	4	9:33.1 4:53.9 3 v	6	14:25.63 4:52.53 2 v
7	14:30.56 Philip Cupial Downers Grove ...	8	4:40.3 4:40.3 ↔	14	9:41.6 5:01.3 6 v	7	14:30.56 4:48.96 7 ^
8	14:32.89 Dylan Maloney Plainfield (South)	37	4:43.6 4:43.6 ↔	9	9:40.0 4:56.4 28 ^	8	14:32.89 4:52.89 1 ^
9	14:34.43 Rory Gaan Palatine (Fremd)	17	4:41.0 4:41.0 ↔	7	9:36.1 4:55.1 10 ^	9	14:34.43 4:58.33 2 v
10	14:36.05 Grant Schroder Downers Grove ...	25	4:41.8 4:41.8 ↔	15	9:41.7 4:59.9 10 ^	10	14:36.05 4:54.35 5 ^
11	14:36.66 Jacob Barraza DeKalb	37	4:43.6 4:43.6 ↔	26	9:46.6 5:03.0 11 ^	11	14:36.66 4:50.06 15 ^
12	14:36.90 Josiah Narayanan Wheaton (W. W...)	2	4:39.3 4:39.3 ↔	2	9:32.7 4:53.4 ↔	12	14:36.90 5:04.20 10 v
13	14:38.34 Ryan Eddington Downers Grove ...	14	4:40.8 4:40.8 ↔	10	9:40.5 4:59.7 4 ^	13	14:38.34 4:57.84 3 v
14	14:38.86 Evan Parker Skokie (Niles No...)	49	4:44.7 4:44.7 ↔	16	9:41.9 4:57.2 33 ^	14	14:38.86 4:56.96 2 ^
15	14:38.98 Cillian Henning LaGrange (Lyons)	8	4:40.3 4:40.3 ↔	21	9:44.6 5:04.3 13 v	15	14:38.98 4:54.38 6 ^
16	14:39.87 Zach Thoman O'Fallon (H.S.)	28	4:42.6 4:42.6 ↔	25	9:46.2 5:03.6 3 ^	16	14:39.87 4:53.67 9 ^
17	14:39.92 Liam O'Connor Oak Park (O.P.-...)	28	4:42.6 4:42.6 ↔	20	9:44.2 5:01.6 8 ^	17	14:39.92 4:55.72 3 ^
18	14:40.03 Nicholas Strayer						

LaGrange (Lyons) 19 14:40.21 Cooper Marrs Riverside (R.-Br...)	6 4:39.9 4:39.9 ↔	23 9:44.8 5:04.9 17 ∨	18 14:40.03 4:55.23 5 ^
20 14:41.41 Will Kozlowski Chicago (Lane)	7 4:40.2 4:40.2 ↔	10 9:40.5 5:00.3 3 ∨	19 14:40.21 4:59.71 9 ∨
21 14:42.48 Tommy Nitz Huntley	11 4:40.4 4:40.4 ↔	13 9:41.4 5:01.0 2 ∨	20 14:41.41 5:00.01 7 ∨
22 14:42.66 Quinn Davis Plainfield (North)	40 4:43.9 4:43.9 ↔	30 9:48.3 5:04.4 10 ^	21 14:42.48 4:54.18 9 ^
23 14:43.27 Aidan Murphy Wheaton (North)	14 4:40.8 4:40.8 ↔	17 9:42.5 5:01.7 3 ∨	22 14:42.66 5:00.16 5 ∨
24 14:43.46 Nate Wehner Highland Park	20 4:41.1 4:41.1 ↔	31 9:48.4 5:07.3 11 ∨	23 14:43.27 4:54.87 8 ^
25 14:43.83 Owen Stahl Plainfield (North)	39 4:43.7 4:43.7 ↔	22 9:44.7 5:01.0 17 ^	24 14:43.46 4:58.76 2 ∨
26 14:46.83 Zach Bender Downers Grove ...	13 4:40.7 4:40.7 ↔	17 9:42.5 5:01.8 4 ∨	25 14:43.83 5:01.33 8 ∨
27 14:49.13 Grant Giblin Orland Park (Sa...)	66 4:46.8 4:46.8 ↔	19 9:43.5 4:56.7 47 ^	26 14:46.83 5:03.33 7 ∨
28 14:50.17 Zach Frayder Arlington Height...	30 4:42.7 4:42.7 ↔	38 9:50.9 5:08.2 8 ∨	27 14:49.13 4:58.23 11 ^
29 14:50.49 Eli Greenstreet O'Fallon (H.S.)	31 4:42.8 4:42.8 ↔	32 9:49.7 5:06.9 1 ∨	28 14:50.17 5:00.47 4 ^
30 14:52.23 Will Surratt Downers Grove ...	65 4:46.6 4:46.6 ↔	46 9:54.4 5:07.8 19 ^	29 14:50.49 4:56.09 17 ^
31 14:53.65 Ethan Scott Barrington	82 4:49.2 4:49.2 ↔	48 9:55.8 5:06.6 34 ^	30 14:52.23 4:56.43 18 ^
32 14:53.69 Josh Poeschel Downers Grove ...	51 4:45.0 4:45.0 ↔	33 9:50.0 5:05.0 18 ^	31 14:53.65 5:03.65 2 ^
33 14:54.25 Maxwell Lowe Hinsdale (Central)	23 4:41.6 4:41.6 ↔	26 9:46.6 5:05.0 3 ∨	32 14:53.69 5:07.09 6 ∨
34 14:55.16 Jake Younger Yorkville (H.S.)	26 4:42.1 4:42.1 ↔	34 9:50.1 5:08.0 8 ∨	33 14:54.25 5:04.15 1 ^
35 14:55.27 Mohamed Abdullahi Chicago (Mather)	109 4:52.7 4:52.7 ↔	58 9:58.9 5:06.2 51 ^	34 14:55.16 4:56.26 24 ^
36 14:55.34 Jeremiah Lanum Bradley (B.-Bour...)	17 4:41.0 4:41.0 ↔	50 9:55.9 5:14.9 33 ∨	35 14:55.27 4:59.37 15 ^
37 14:57.33 Ammar Bhanpuri Naperville (North)	8 4:40.3 4:40.3 ↔	28 9:46.7 5:06.4 20 ∨	36 14:55.34 5:08.64 8 ∨
38 14:58.99 Cole Tupper Elgin (H.S.)	45 4:44.2 4:44.2 ↔	35 9:50.2 5:06.0 10 ^	37 14:57.33 5:07.13 2 ∨
39 14:59.81 Caden Weber	61 4:46.2 4:46.2 ↔	29 9:47.2 5:01.0 32 ^	38 14:58.99 5:11.79 9 ∨

40 15:00.12 Aidan Connors Plainfield (North)	44 4:44.1 ↔ 4:44.1	40 9:52.0 4 ^ 5:07.9	39 14:59.81 1 ^ 5:07.81
41 15:01.05 Jack Jennings Palatine (Fremd)	73 4:47.4 ↔ 4:47.4	55 9:58.3 18 ^ 5:10.9	40 15:00.12 15 ^ 5:01.82
42 15:02.82 Luke Barham Palos Hills (Stagg)	57 4:45.9 ↔ 4:45.9	52 9:56.2 5 ^ 5:10.3	41 15:01.05 11 ^ 5:04.85
43 15:03.07 Isaac Moss Downers Grove ...	66 4:46.8 ↔ 4:46.8	47 9:55.6 19 ^ 5:08.8	42 15:02.82 5 ^ 5:07.22
44 15:03.67 Brendan Bradish Chicago (Lane)	69 4:46.9 ↔ 4:46.9	51 9:56.0 18 ^ 5:09.1	43 15:03.07 8 ^ 5:07.07
45 15:03.86 Michael O'Brien Frankfort (Lincol...	74 4:48.1 ↔ 4:48.1	61 9:59.9 13 ^ 5:11.8	44 15:03.67 17 ^ 5:03.77
46 15:04.08 Lewis O'Connor Oak Park (O.P.-...	5 4:39.8 ↔ 4:39.8	43 9:53.9 38 v 5:14.1	45 15:03.86 2 v 5:09.96
47 15:04.13 Owynn Garrelts Park Ridge (Mai...	36 4:43.4 ↔ 4:43.4	57 9:58.5 21 v 5:15.1	46 15:04.08 11 ^ 5:05.58
48 15:04.50 Robert Glenn Naperville (Neu...	34 4:43.1 ↔ 4:43.1	53 9:57.0 19 v 5:13.9	47 15:04.13 6 ^ 5:07.13
49 15:04.53 Aiden Noel Wheaton (W. W...	32 4:43.0 ↔ 4:43.0	41 9:52.3 9 v 5:09.3	48 15:04.50 7 v 5:12.20
50 15:04.90 Joe Bregenzer Barrington	12 4:40.6 ↔ 4:40.6	12 9:40.7 ↔ 5:00.1	49 15:04.53 37 v 5:23.83
51 15:05.25 Joaquin DeAlba Plainfield (South)	22 4:41.4 ↔ 4:41.4	36 9:50.6 14 v 5:09.2	50 15:04.90 14 v 5:14.30
52 15:05.65 Riley Fink Plainfield (South)	66 4:46.8 ↔ 4:46.8	45 9:54.2 21 ^ 5:07.4	51 15:05.25 6 v 5:11.05
53 15:06.24 Matthew Andreano Algonquin (Jaco...	74 4:48.1 ↔ 4:48.1	68 10:01.7 6 ^ 5:13.6	52 15:05.65 16 ^ 5:03.95
54 15:06.57 Jedidiah Wilson St. Charles (East)	62 4:46.3 ↔ 4:46.3	59 9:59.0 3 ^ 5:12.7	53 15:06.24 6 ^ 5:07.24
55 15:06.68 Alex Batsala Plainfield (South)	16 4:40.9 ↔ 4:40.9	24 9:45.1 8 v 5:04.2	54 15:06.57 30 v 5:21.47
56 15:06.82 Sean Heetland Aurora (West Au...	117 4:53.1 ↔ 4:53.1	60 9:59.6 57 ^ 5:06.5	55 15:06.68 5 ^ 5:07.08
57 15:06.85 Liam Naughton Arlington Height...	86 4:49.7 ↔ 4:49.7	75 10:02.8 11 ^ 5:13.1	56 15:06.82 19 ^ 5:04.02
58 15:07.09 Owen Horeni Yorkville (H.S.)	40 4:43.9 ↔ 4:43.9	48 9:55.8 8 v 5:11.9	57 15:06.85 9 v 5:11.05
59 15:07.22 Atticus Miller Winnetka (New ...	94 4:51.4 ↔ 4:51.4	77 10:02.9 17 ^ 5:11.5	58 15:07.09 19 ^ 5:04.19
60 15:07.63 Andrew Beyer Algonquin (Jaco...	47 4:44.3 ↔ 4:44.3	39 9:51.7 8 ^ 5:07.4	59 15:07.22 20 v 5:15.52

61	15:08.06 John Ihrke  Northbrook (Gle...	59	4:46.1 4:46.1	↔	62	10:00.0 5:13.9	3 ∨	60	15:07.63 5:07.63	2 ^
62	15:08.34 James Maso  Plainfield (North)	58	4:46.0 4:46.0	↔	69	10:01.8 5:15.8	11 ∨	61	15:08.06 5:06.26	8 ^
63	15:08.44 Alexander Krieg  Palatine (H.S.)	95	4:51.5 4:51.5	↔	72	10:02.5 5:11.0	23 ^	62	15:08.34 5:05.84	10 ^
64	15:09.30 Nick Schmitz  McHenry	76	4:48.3 4:48.3	↔	83	10:05.0 5:16.7	7 ∨	63	15:08.44 5:03.44	20 ^
65	15:09.69 Rob Geissenberger  Arlington Height...	121	4:53.4 4:53.4	↔	87	10:05.7 5:12.3	34 ^	64	15:09.30 5:03.60	23 ^
66	15:09.74 Easton Miller  Plainfield (North)	42	4:44.0 4:44.0	↔	64	10:01.4 5:17.4	22 ∨	65	15:09.69 5:08.29	1 ∨
67	15:10.87 Benjamin Wuggazer  LaGrange (Lyons)	64	4:46.4 4:46.4	↔	56	9:58.4 5:12.0	8 ^	66	15:09.74 5:11.34	10 ∨
68	15:10.95 Daniel Johnson  Oak Park (O.P.-...	50	4:44.8 4:44.8	↔	54	9:57.8 5:13.0	4 ∨	67	15:10.87 5:13.07	13 ∨
69	15:11.05 Brian Hatoum  Highland Park	56	4:45.8 4:45.8	↔	93	10:07.4 5:21.6	37 ∨	68	15:10.95 5:03.55	25 ^
70	15:11.75 Tate Pavelka  LaGrange (Lyons)	103	4:52.1 4:52.1	↔	64	10:01.4 5:09.3	39 ^	69	15:11.05 5:09.65	5 ∨
71	15:13.48 Charles Blackmer  Vernon Hills	82	4:49.2 4:49.2	↔	79	10:03.6 5:14.4	3 ^	70	15:11.75 5:08.15	9 ^
72	15:14.45 Francesco Benelli  Batavia	53	4:45.3 4:45.3	↔	67	10:01.6 5:16.3	14 ∨	71	15:13.48 5:11.88	4 ∨
73	15:15.12 Colin Thomas  Edwardsville (H...	126	4:53.9 4:53.9	↔	94	10:07.7 5:13.8	32 ^	72	15:14.45 5:06.75	22 ^
74	15:16.11 Gavin Hall  Plainfield (North)	104	4:52.3 4:52.3	↔	88	10:06.4 5:14.1	16 ^	73	15:15.12 5:08.72	15 ^
75	15:16.61 Michael Michelotti  Oak Park (O.P.-...	101	4:51.9 4:51.9	↔	71	10:02.4 5:10.5	30 ^	74	15:16.11 5:13.71	3 ∨
76	15:16.96 Sam Berlinghof  Chicago (Jones)	24	4:41.7 4:41.7	↔	36	9:50.6 5:08.9	12 ∨	75	15:16.61 5:26.01	39 ∨
77	15:17.30 Hugh Davis  Edwardsville (H....	32	4:43.0 4:43.0	↔	72	10:02.5 5:19.5	40 ∨	76	15:16.96 5:14.46	4 ∨
78	15:17.58 Braden Hoff  New Lenox (Lin...	203	5:03.9 5:03.9	↔	107	10:13.4 5:09.5	96 ^	77	15:17.30 5:03.90	30 ^
79	15:17.93 Hirsi Hirsi  Chicago (Mather)	91	4:50.7 4:50.7	↔	98	10:09.7 5:19.0	7 ∨	78	15:17.58 5:07.88	20 ^
80	15:17.94 Oscar Frontjes  St. Charles (East)	95	4:51.5 4:51.5	↔	81	10:04.3 5:12.8	14 ^	79	15:17.93 5:13.63	2 ^
81	15:17.97 Brayden Kloeppe  O'Fallon (H.S.)	59	4:46.1 4:46.1	↔	64	10:01.4 5:15.3	5 ∨	80	15:17.94 5:16.54	16 ∨

82	15:18.98 Jack Galminas New Lenox (Lin...	129	4:54.2 4:54.2	↔	111	10:14.1 5:19.9	18 ^	81	15:17.97 5:03.87	30 ^
83	15:19.15 Paul Neely Chicago (Lane)	48	4:44.6 4:44.6	↔	69	10:01.8 5:17.2	21 v	82	15:18.98 5:17.18	13 v
84	15:19.24 Mateo Ramiro-Garcia Orland Park (Sa...	81	4:48.9 4:48.9	↔	86	10:05.4 5:16.5	5 v	83	15:19.15 5:13.75	3 ^
85	15:19.44 Tyler Browning Naperville (Cent...	107	4:52.5 4:52.5	↔	103	10:11.0 5:18.5	4 ^	84	15:19.24 5:08.24	19 ^
86	15:19.70 Jameson Tenopir Cary (C.-Grove)	80	4:48.8 4:48.8	↔	75	10:02.8 5:14.0	5 ^	85	15:19.44 5:16.64	10 v
87	15:20.05 Walter Garrett Winnetka (New ...	71	4:47.0 4:47.0	↔	74	10:02.7 5:15.7	3 v	86	15:19.70 5:17.00	12 v
88	15:20.37 Owen Smith Mt. Prospect (Pr...	133	4:55.4 4:55.4	↔	100	10:10.7 5:15.3	33 ^	87	15:20.05 5:09.35	13 ^
89	15:20.40 Jack Robertz Naperville (North)	163	4:59.2 4:59.2	↔	119	10:16.5 5:17.3	44 ^	88	15:20.37 5:03.87	31 ^
90	15:21.14 Greyson Ellensohn St. Charles (East)	69	4:46.9 4:46.9	↔	78	10:03.1 5:16.2	9 v	89	15:20.40 5:17.30	11 v
91	15:21.72 Austin Brown Aurora (Metea V...	125	4:53.8 4:53.8	↔	100	10:10.7 5:16.9	25 ^	90	15:21.14 5:10.44	10 ^
92	15:23.89 Jack Schultz Oswego (East)	104	4:52.3 4:52.3	↔	99	10:10.6 5:18.3	5 ^	91	15:21.72 5:11.12	8 ^
93	15:24.02 Devon Hayes Pekin	78	4:48.6 4:48.6	↔	91	10:07.3 5:18.7	13 v	92	15:23.89 5:16.59	1 v
94	15:24.64 Luke Haworth Wheaton (North)	45	4:44.2 4:44.2	↔	63	10:00.8 5:16.6	18 v	93	15:24.02 5:23.22	30 v
95	15:24.72 Barak Goldstein Highland Park	118	4:53.2 4:53.2	↔	112	10:15.0 5:21.8	6 ^	94	15:24.64 5:09.64	18 ^
96	15:25.05 Sam Kehoe Elmhurst (York)	77	4:48.4 4:48.4	↔	102	10:10.8 5:22.4	25 v	95	15:24.72 5:13.92	7 ^
97	15:25.45 Evan Jensen New Lenox (Lin...	194	5:03.2 5:03.2	↔	133	10:18.9 5:15.7	61 ^	96	15:25.05 5:06.15	37 ^
98	15:26.33 Justin Hurtado Barrington	34	4:43.1 4:43.1	↔	89	10:06.5 5:23.4	55 v	97	15:25.45 5:18.95	8 v
99	15:26.52 John O'Halloran LaGrange (Lyons)	52	4:45.1 4:45.1	↔	85	10:05.3 5:20.2	33 v	98	15:26.33 5:21.03	13 v
100	15:26.63 Mark McGinn Barrington	107	4:52.5 4:52.5	↔	95	10:08.0 5:15.5	12 ^	99	15:26.52 5:18.52	4 v
101	15:26.77 Angelo Ruggio Wheaton (W. W...	55	4:45.6 4:45.6	↔	97	10:09.0 5:23.4	42 v	100	15:26.63 5:17.63	3 v
102	15:27.27 Dylan Dominguez Highland Park	89	4:50.6 4:50.6	↔	91	10:07.3 5:16.7	2 v	101	15:26.77 5:19.47	10 v

103	15:28.15 Hussein Almousawi  Bolingbrook	148	4:57.8 4:57.8	↔	137	10:19.7 5:21.9	11 ^	102	15:27.27 5:07.57	35 ^
104	15:28.27 Anthony Pastore  Naperville (Neu...	88	4:50.3 4:50.3	↔	110	10:14.0 5:23.7	22 v	103	15:28.15 5:14.15	7 ^
105	15:28.31 Gavin Rodgers  Edwardsville (H...	104	4:52.3 4:52.3	↔	122	10:16.9 5:24.6	18 v	104	15:28.27 5:11.37	18 ^
106	15:28.51 Brady Norman  Riverside (R.-Br...	154	4:58.3 4:58.3	↔	117	10:16.1 5:17.8	37 ^	105	15:28.31 5:12.21	12 ^
107	15:28.52 Adrian Ahuatl  St. Charles (East)	112	4:52.9 4:52.9	↔	116	10:15.7 5:22.8	4 v	106	15:28.51 5:12.81	10 ^
108	15:29.25 Tony Hinderliter  Naperville (Neu...	126	4:53.9 4:53.9	↔	105	10:11.7 5:17.8	21 ^	107	15:28.52 5:16.82	2 v
109	15:29.78 John Hockenberry  Flossmoor (Hom...	151	4:58.2 4:58.2	↔	106	10:13.2 5:15.0	45 ^	108	15:29.25 5:16.05	2 v
110	15:30.29 Anan Bauman  Chicago (Lane)	95	4:51.5 4:51.5	↔	80	10:04.1 5:12.6	15 ^	109	15:29.78 5:25.68	29 v
111	15:30.88 Luke Atzman  Orland Park (Sa...	84	4:49.4 4:49.4	↔	90	10:06.8 5:17.4	6 v	110	15:30.29 5:23.49	20 v
112	15:31.13 Jordan Kreiner  Winnetka (New ...	87	4:50.2 4:50.2	↔	96	10:08.6 5:18.4	9 v	111	15:30.88 5:22.28	15 v
113	15:31.42 Cooper Hewson  Palatine (Fremd)	185	5:01.9 5:01.9	↔	150	10:23.2 5:21.3	35 ^	112	15:31.13 5:07.93	38 ^
114	15:31.69 Luke Marshall  Lake Zurich	141	4:56.5 4:56.5	↔	131	10:18.5 5:22.0	10 ^	113	15:31.42 5:12.92	18 ^
115	15:32.14 Zach Saltiel  Elmhurst (York)	168	5:00.0 5:00.0	↔	118	10:16.4 5:16.4	50 ^	114	15:31.69 5:15.29	4 ^
116	15:32.22 Sam Froum  Evanston (Twp.)	151	4:58.2 4:58.2	↔	127	10:18.0 5:19.8	24 ^	115	15:32.14 5:14.14	12 ^
117	15:33.14 Nicholas Goduto  Oswego (East)	134	4:55.7 4:55.7	↔	115	10:15.6 5:19.9	19 ^	116	15:32.22 5:16.62	1 v
118	15:33.29 Patrick Clune  Naperville (Cent...	72	4:47.3 4:47.3	↔	82	10:04.6 5:17.3	10 v	117	15:33.14 5:28.54	35 v
119	15:33.33 Landon Samp  Mt. Prospect (Pr...	115	4:53.0 4:53.0	↔	112	10:15.0 5:22.0	3 ^	118	15:33.29 5:18.29	6 v
120	15:33.68 Dylan Buturusis  Plainfield (South)	177	5:01.2 5:01.2	↔	138	10:19.8 5:18.6	39 ^	119	15:33.33 5:13.53	19 ^
121	15:33.78 Cameron Donner  Arlington Height...	135	4:55.8 4:55.8	↔	130	10:18.3 5:22.5	5 ^	120	15:33.68 5:15.38	10 ^
122	15:33.83 Ryan Rotramel  Yorkville (H.S.)	54	4:45.5 4:45.5	↔	109	10:13.9 5:28.4	55 v	121	15:33.78 5:19.88	12 v
123	15:34.15 Nathan Powley  Lockport (Twp.)	206	5:04.6 5:04.6	↔	146	10:22.6 5:18.0	60 ^	122	15:33.83 5:11.23	24 ^

124	15:34.31 Andy Ordway Glenview (Glen...	157	4:58.5 4:58.5	↔	149	10:23.1 5:24.6	8 ^	123	15:34.15 5:11.05	26 ^
125	15:34.91 Max Henige Naperville (Cent...	123	4:53.5 4:53.5	↔	129	10:18.1 5:24.6	6 v	124	15:34.31 5:16.21	5 ^
126	15:35.07 Gabe Mahn Rock Island (H.S.)	140	4:56.2 4:56.2	↔	147	10:22.7 5:26.5	7 v	125	15:34.91 5:12.21	22 ^
127	15:35.70 Max Zangan Elmhurst (York)	132	4:55.2 4:55.2	↔	127	10:18.0 5:22.8	5 ^	126	15:35.07 5:17.07	1 ^
128	15:35.78 Evan Kurimay Hinsdale (Central)	160	4:58.7 4:58.7	↔	135	10:19.3 5:20.6	25 ^	127	15:35.70 5:16.40	8 ^
129	15:35.81 Manuel Najera Naperville (Cent...	112	4:52.9 4:52.9	↔	124	10:17.0 5:24.1	12 v	128	15:35.78 5:18.78	4 v
130	15:36.21 Joey Yaros Normal (Commu...	137	4:56.0 4:56.0	↔	134	10:19.2 5:23.2	3 ^	129	15:35.81 5:16.61	5 ^
131	15:36.93 Mariano Escobedo Oak Park (O.P....	85	4:49.6 4:49.6	↔	104	10:11.5 5:21.9	19 v	130	15:36.21 5:24.71	26 v
132	15:37.22 Jackson Amick Edwardsville (H...	142	4:56.7 4:56.7	↔	150	10:23.2 5:26.5	8 v	131	15:36.93 5:13.73	19 ^
133	15:37.44 Quinn Murphy Wheaton (North)	89	4:50.6 4:50.6	↔	107	10:13.4 5:22.8	18 v	132	15:37.22 5:23.82	25 v
134	15:38.03 Arjun Shah Palatine (Fremd)	118	4:53.2 4:53.2	↔	114	10:15.5 5:22.3	4 ^	133	15:37.44 5:21.94	19 v
135	15:38.41 Jack Graham Naperville (Cent...	199	5:03.7 5:03.7	↔	152	10:23.4 5:19.7	47 ^	134	15:38.03 5:14.63	18 ^
136	15:38.47 William Kallas Riverside (R.-Br...	187	5:02.2 5:02.2	↔	160	10:24.8 5:22.6	27 ^	135	15:38.41 5:13.61	25 ^
137	15:39.30 John Peterson Mt. Prospect (Pr...	98	4:51.7 4:51.7	↔	120	10:16.6 5:24.9	22 v	136	15:38.47 5:21.87	16 v
138	15:39.43 Harrison Schroeder O'Fallon (H.S.)	175	5:00.9 5:00.9	↔	173	10:27.0 5:26.1	2 ^	137	15:39.30 5:12.30	36 ^
139	15:39.52 Quinn Davis Mt. Prospect (Pr...	154	4:58.3 4:58.3	↔	158	10:24.5 5:26.2	4 v	138	15:39.43 5:14.93	20 ^
140	15:40.63 Robert Oboza Highland Park	172	5:00.3 5:00.3	↔	158	10:24.5 5:24.2	14 ^	139	15:39.52 5:15.02	19 ^
141	15:40.79 Emmett Bradford Elmhurst (York)	148	4:57.8 4:57.8	↔	136	10:19.5 5:21.7	12 ^	140	15:40.63 5:21.13	4 v
142	15:41.32 Foster Shelbert Naperville (Cent...	183	5:01.8 5:01.8	↔	143	10:21.7 5:19.9	40 ^	141	15:40.79 5:19.09	2 ^
143	15:42.44 Dylan Cohen Deerfield (H.S.)	124	4:53.7 4:53.7	↔	126	10:17.7 5:24.0	2 v	142	15:41.32 5:23.62	16 v
144	15:42.79 Jamie Chandler Deerfield (H.S.)	157	4:58.5 4:58.5	↔	145	10:21.9 5:23.4	12 ^	143	15:42.44 5:20.54	2 ^

145	15:43.04 Diego Lopez-Molina Riverside (R.-Br...	157	4:58.5 4:58.5	↔	144	10:21.8 5:23.3	13 ^	144	15:42.79 5:20.99	↔
146	15:43.08 Finley Moss Mt. Prospect (Pr...	112	4:52.9 4:52.9	↔	125	10:17.3 5:24.4	13 v	145	15:43.04 5:25.74	20 v
147	15:43.77 Felipe Wickler Batavia	161	4:59.0 4:59.0	↔	121	10:16.8 5:17.8	40 ^	146	15:43.08 5:26.28	25 v
148	15:44.31 Joey Papanicholas Winnetka (New ...	186	5:02.1 5:02.1	↔	156	10:23.8 5:21.7	30 ^	147	15:43.77 5:19.97	9 ^
149	15:44.98 Landon Harris Granite City	197	5:03.3 5:03.3	↔	188	10:32.8 5:29.5	9 ^	148	15:44.31 5:11.51	40 ^
150	15:45.00 Brayden Gaffud Orland Park (Sa...	166	4:59.7 4:59.7	↔	155	10:23.6 5:23.9	11 ^	149	15:44.98 5:21.38	6 ^
151	15:45.18 Charles Ciesla LaGrange (Lyons)	128	4:54.0 4:54.0	↔	148	10:22.8 5:28.8	20 v	150	15:45.00 5:22.20	2 v
152	15:45.36 AJ Svienty Arlington Height...	146	4:57.6 4:57.6	↔	139	10:20.3 5:22.7	7 ^	151	15:45.18 5:24.88	12 v
153	15:45.39 Thomas Border Palatine (Fremd)	111	4:52.8 4:52.8	↔	141	10:20.4 5:27.6	30 v	152	15:45.36 5:24.96	11 v
154	15:45.60 Edward Polaski Batavia	199	5:03.7 5:03.7	↔	169	10:26.2 5:22.5	30 ^	153	15:45.39 5:19.19	16 ^
155	15:45.70 Adarsh Prathap Palatine (Fremd)	183	5:01.8 5:01.8	↔	171	10:26.9 5:25.1	12 ^	154	15:45.60 5:18.70	17 ^
156	15:47.65 Eddie Bozett Oswego (East)	202	5:03.8 5:03.8	↔	152	10:23.4 5:19.6	50 ^	155	15:45.70 5:22.30	3 v
157	15:47.98 Michael Moran Winnetka (New ...	91	4:50.7 4:50.7	↔	142	10:21.5 5:30.8	51 v	156	15:47.65 5:26.15	14 v
158	15:48.15 Aaron Hamilton Naperville (Neu...	177	5:01.2 5:01.2	↔	157	10:24.3 5:23.1	20 ^	157	15:47.98 5:23.68	↔
159	15:50.55 Bryce Counihan New Lenox (Lin...	151	4:58.2 4:58.2	↔	164	10:25.6 5:27.4	13 v	158	15:48.15 5:22.55	6 ^
160	15:50.96 Kyle Friedl New Lenox (Lin...	115	4:53.0 4:53.0	↔	154	10:23.5 5:30.5	39 v	159	15:50.55 5:27.05	5 v
161	15:51.21 Aidan Korb Arlington Height...	98	4:51.7 4:51.7	↔	167	10:26.0 5:34.3	69 v	160	15:50.96 5:24.96	7 ^
162	15:51.45 Colin Luitjohan Edwardsville (H...	156	4:58.4 4:58.4	↔	166	10:25.8 5:27.4	10 v	161	15:51.21 5:25.41	5 ^
163	15:52.60 Ben Perulfi Edwardsville (H...	180	5:01.4 5:01.4	↔	164	10:25.6 5:24.2	16 ^	162	15:51.45 5:25.85	2 ^
164	15:53.60 Jackson Gherardini O'Fallon (H.S.)	194	5:03.2 5:03.2	↔	161	10:25.2 5:22.0	33 ^	163	15:52.60 5:27.40	2 v
165	15:53.70 David Bednarek Batavia	168	5:00.0 5:00.0	↔	170	10:26.3 5:26.3	2 v	164	15:53.60 5:27.30	6 ^

166	15:53.79 Brody Greyer  Yorkville (H.S.)	130	4:54.6 4:54.6	↔	122	10:16.9 5:22.3	8 ^	165	15:53.70 5:36.80	43 v
167	15:54.85 Jacob Lane  Naperville (Neu...	164	4:59.5 4:59.5	↔	168	10:26.1 5:26.6	4 v	166	15:53.79 5:27.69	2 ^
168	15:55.30 Dhairya Trivedi  Oswego (East)	168	5:00.0 5:00.0	↔	177	10:28.9 5:28.9	9 v	167	15:54.85 5:25.95	10 ^
169	15:55.35 Judah McLean  West Chicago (...)	121	4:53.4 4:53.4	↔	162	10:25.5 5:32.1	41 v	168	15:55.30 5:29.80	6 v
170	15:55.42 Lukas Summers  Yorkville (H.S.)	137	4:56.0 4:56.0	↔	162	10:25.5 5:29.5	25 v	169	15:55.35 5:29.85	7 v
171	15:55.78 Carter Olsen  Elmhurst (York)	179	5:01.3 5:01.3	↔	185	10:31.7 5:30.4	6 v	170	15:55.42 5:23.72	15 ^
172	15:56.53 Trent Odachowski  Palatine (Fremd)	211	5:05.7 5:05.7	↔	189	10:33.2 5:27.5	22 ^	171	15:55.78 5:22.58	18 ^
173	15:56.60 Dane Brown  Deerfield (H.S.)	199	5:03.7 5:03.7	↔	175	10:28.6 5:24.9	24 ^	172	15:56.53 5:27.93	3 ^
174	15:56.62 Tristan Wong  Chicago (Lane)	209	5:05.6 5:05.6	↔	180	10:30.9 5:25.3	29 ^	173	15:56.60 5:25.70	7 ^
175	15:57.05 Samuel Rocio  Aurora (West Au...	182	5:01.7 5:01.7	↔	199	10:37.1 5:35.4	17 v	174	15:56.62 5:19.52	25 ^
176	15:57.24 Asa Kahle  Riverside (R.-Br...	118	4:53.2 4:53.2	↔	139	10:20.3 5:27.1	21 v	175	15:57.05 5:36.75	36 v
177	15:57.65 Luke Robinson  Mt. Prospect (Pr...	181	5:01.5 5:01.5	↔	183	10:31.3 5:29.8	2 v	176	15:57.24 5:25.94	7 ^
178	15:57.71 Ben Kieffer  Yorkville (H.S.)	171	5:00.2 5:00.2	↔	176	10:28.7 5:28.5	5 v	177	15:57.65 5:28.95	1 v
179	15:58.19 Finn Kelly  Oak Park (O.P.-...	194	5:03.2 5:03.2	↔	182	10:31.0 5:27.8	12 ^	178	15:57.71 5:26.71	4 ^
180	15:58.49 Eric Hogenkamp  Deerfield (H.S.)	208	5:05.3 5:05.3	↔	204	10:38.3 5:33.0	4 ^	179	15:58.19 5:19.89	25 ^
181	15:59.76 Joshua Nauman  Naperville (Neu...	165	4:59.6 4:59.6	↔	193	10:33.5 5:33.9	28 v	180	15:58.49 5:24.99	13 ^
182	15:59.94 Ethan Storie  Batavia	207	5:04.7 5:04.7	↔	179	10:30.1 5:25.4	28 ^	181	15:59.76 5:29.66	2 v
183	16:00.14 Max Lewis  Barrington	145	4:57.5 4:57.5	↔	171	10:26.9 5:29.4	26 v	182	15:59.94 5:33.04	11 v
184	16:00.46 Maksym Washchuk  LaGrange (Lyons)	209	5:05.6 5:05.6	↔	212	10:42.2 5:36.6	3 v	183	16:00.14 5:17.94	29 ^
185	16:00.47 Jon Wool  Deerfield (H.S.)	204	5:04.1 5:04.1	↔	193	10:33.5 5:29.4	11 ^	184	16:00.46 5:26.96	9 ^
186	16:01.25 Habtamu Epley  Flossmoor (Hom...	162	4:59.1 4:59.1	↔	195	10:34.3 5:35.2	33 v	185	16:00.47 5:26.17	10 ^

187	16:03.34 Jack Easterhouse Orland Park (Sa... 	62	4:46.3 4:46.3	↔	44	9:54.0 5:07.7	18 ^	186	16:01.25 6:07.25	142 v
188	16:03.72 Ryan Jones Deerfield (H.S.) 	193	5:03.0 5:03.0	↔	200	10:37.3 5:34.3	7 v	187	16:03.34 5:26.04	13 ^
189	16:03.79 Cooper Wittek Edwardsville (H... 	224	5:08.7 5:08.7	↔	197	10:36.2 5:27.5	27 ^	188	16:03.72 5:27.52	9 ^
190	16:03.92 Evan Zapata Elmhurst (York) 	214	5:06.5 5:06.5	↔	196	10:35.9 5:29.4	18 ^	189	16:03.79 5:27.89	7 ^
191	16:04.24 Samuel Purdue Wheaton (W. W... 	219	5:07.2 5:07.2	↔	186	10:32.0 5:24.8	33 ^	190	16:03.92 5:31.92	4 v
192	16:04.56 Ben Freedman Deerfield (H.S.) 	226	5:08.9 5:08.9	↔	218	10:44.2 5:35.3	8 ^	191	16:04.24 5:20.04	27 ^
193	16:04.78 Nathaniel McKillop Oak Park (Fenw... 	188	5:02.3 5:02.3	↔	198	10:36.6 5:34.3	10 v	192	16:04.56 5:27.96	6 ^
194	16:05.24 Andrew Harmon Oak Park (O.P... 	78	4:48.6 4:48.6	↔	83	10:05.0 5:16.4	5 v	193	16:04.78 5:59.78	110 v
195	16:05.37 Jack Ruswick Wheaton (W. W... 	150	4:58.1 4:58.1	↔	189	10:33.2 5:35.1	39 v	194	16:05.24 5:32.04	5 v
196	16:06.86 Mateus Salomao Arlington Height... 	191	5:02.8 5:02.8	↔	203	10:37.8 5:35.0	12 v	195	16:05.37 5:27.57	8 ^
197	16:07.25 Jack O'Brien Riverside (R.-Br... 	98	4:51.7 4:51.7	↔	202	10:37.7 5:46.0	104 v	196	16:06.86 5:29.16	6 ^
198	16:07.66 Michael Gamboa Hinsdale (Central) 	42	4:44.0 4:44.0	↔	42	9:52.8 5:08.8	↔	197	16:07.25 6:14.45	155 v
199	16:08.09 Aidan Letzel Mt. Prospect (Pr... 	109	4:52.7 4:52.7	↔	174	10:28.4 5:35.7	65 v	198	16:07.66 5:39.26	24 v
200	16:08.63 Haru Nagaoka Barrington 	173	5:00.5 5:00.5	↔	183	10:31.3 5:30.8	10 v	199	16:08.09 5:36.79	16 v
201	16:09.66 Andy Lawrence Chicago (Lane) 	137	4:56.0 4:56.0	↔	191	10:33.4 5:37.4	54 v	200	16:08.63 5:35.23	9 v
202	16:10.17 Colin Knowles Batavia 	228	5:09.9 5:09.9	↔	219	10:44.3 5:34.4	9 ^	201	16:09.66 5:25.36	18 ^
203	16:10.27 Connor Reed St. Charles (East) 	146	4:57.6 4:57.6	↔	180	10:30.9 5:33.3	34 v	202	16:10.17 5:39.27	22 v
204	16:10.67 Eli Neiman Highland Park 	213	5:06.4 5:06.4	↔	204	10:38.3 5:31.9	9 ^	203	16:10.27 5:31.97	1 ^
205	16:10.79 Jack Sebastian Elmhurst (York) 	215	5:06.8 5:06.8	↔	215	10:43.3 5:36.5	↔	204	16:10.67 5:27.37	11 ^
206	16:11.94 William Streepey Batavia 	197	5:03.3 5:03.3	↔	191	10:33.4 5:30.1	6 ^	205	16:10.79 5:37.39	14 v
207	16:12.25 Brandon Lawson Rockford (Guilfo... 	224	5:08.7 5:08.7	↔	210	10:40.1 5:31.4	14 ^	206	16:11.94 5:31.84	4 ^

- ✓ Girls 3 Mile (2A)
11:00 AM
- ✓ Boys 3 Mile (2A)
12:00 PM
- ✓ Girls 3 Mile (3A)
1:00 PM
- ✓ Boys 3 Mile (3A)
2:00 PM

- ▶ Live Scoreboard
(/meets/28816/xc-scoreboard)
- 🔔 Follow Athletes
(/meets/28816/notifications/add)
- 👥 Teams (/meets/28816/teams)
- 🏆 Winners (/meets/28816/winners)
- 👤 Athletes (/meets/28816/athletes)
- 🔗 View on AthleticNET ()

229	16:47.96 Phoenix Scott Oswego (East)	234	5:16.7 5:16.7	↔	232	11:01.0 5:44.3	2 ^	228	16:39.43 5:38.43	4 ^
230	16:48.63 Manasyu Chaudhari Barrington	205	5:04.3 5:04.3	↔	230	10:54.4 5:50.1	25 v	229	16:47.96 5:53.56	1 ^
231	16:50.43 Seth Pacer Wheaton (North)	176	5:01.1 5:01.1	↔	224	10:46.6 5:45.5	48 v	230	16:48.63 6:02.03	6 v
232	16:52.22 Nikita Kamenev Hinsdale (Central)	235	5:17.1 5:17.1	↔	235	11:07.6 5:50.5	↔	231	16:50.43 5:42.83	4 ^
233	16:55.21 Daniel Xochitecatl Wheaton (North)	222	5:07.9 5:07.9	↔	213	10:43.1 5:35.2	9 ^	232	16:52.22 6:09.12	19 v
234	17:01.18 Michael Wilson St. Charles (East)	231	5:10.7 5:10.7	↔	234	11:01.4 5:50.7	3 v	233	16:55.21 5:53.81	1 ^
235	17:03.65 Felix Hekster Winnetka (New ...)	167	4:59.9 4:59.9	↔	186	10:32.0 5:32.1	19 v	234	17:01.18 6:29.18	48 v
236	17:16.09 Mason Van Denend Oswego (East)	232	5:10.8 5:10.8	↔	233	11:01.3 5:50.5	1 v	235	17:03.65 6:02.35	2 v
Last Update: 11/4/23 2:34 PM		236	5:18.3 5:18.3	↔	236	11:19.7 6:01.4	↔	236	17:16.09 5:56.39	↔

Licensed to AdkinsTrak Timing. Timed by Marchan Adkins (<http://www.adkinstrak.com>). Please email results questions to Marchan Adkins (marchan@adkinstrak.com (<mailto:marchan@adkinstrak.com>)).

- 📄 About AthleticLIVE (/about)
- 📄 Get Help (/contact)
- 📄 Features & Pricing
(<https://live.athletic.net/pricing>)
- 📄 Get AthleticFIELD
(<https://live.athletic.net/athletic-field>)

🕒 Results By



✉ Email

marchan@adkinstrak.com
(<mailto:marchan@adkinstrak.com>)

Features

- Professional Results >
(<https://live.athletic.net/features/results>)
- Mobile Scoreboard >
(<https://live.athletic.net/features/scoreboard>)
- Notifications >
(<https://live.athletic.net/features/notifications>)
- Search >
(<https://live.athletic.net/features/search>)

Links

- About >
(<https://live.athletic.net/about>)
- Find a meet (/) >
- AdkinsTrak Timing >
(<https://www.adkinstrak.com/>)

© 2024 RunnerSpace.com
(<http://www.runnerspace.com/>)
- About
(<http://about.runnerspace.com/>)
- Advertise
(<http://about.runnerspace.com/>)



(<https://www.facebook.com/AdkinsTrak>)



(<https://twitter.com/AdkinsTrak>)

© 2024 Athletic
(<https://www.athletic.net>) - All rights reserved - Privacy Policy
(<https://www.athletic.net/Privacy.aspx>)