

# Sandburg Eagles

Reavis Invitational Champions

IHSA Regional Champions

10th in IHSA State



## 2016 SEASON SUMMARY

## 2016 Sandburg Cross Country Team—

When we began the journey of the 2016 season, I commented that this year more than most will be about staying engaged in “the process.” We were extremely inexperienced, we had a heavy population of new runners who were profoundly significant to our team: a tremendous freshmen class and newcomers like David Alvarez, who earned a spot in the state meet in his first season, and Connor Devlin, who helped lead a tough F/S squad and made the IHSA 12 man roster in the process, just to name a couple of guys. New, too, were leadership roles that ALWAYS factor into the success or shortcomings of a team. Gone was an overwhelming senior class from 2015 and in its place we had to step up. The season would be a process of discovery. Discovering what it means to interpret pressure as a privilege and an opportunity. Discovering what it means to compete at the highest level. Discovering a new version of suffering. Discovering that consistency is all about toughness. Discovering how to be a teammate. Discovering how to compete against one another and for one another. Discovering what Sandburg Cross Country really means. Discovering what it means to run for the first time ever. Discovering where your greatness lies.

This process made itself evident in the results, which were checkpoints along the way. When you examine the Season Highlights you will notice that our typically lengthy lists of invitational wins is short. We weren’t producing wins in the results; we were *building* victory. We embraced the challenge. We continued to work. Our state ranking fell to 16<sup>th</sup>. We continued to challenge the team in a variety of ways, unfocused on the results column, only focused on what it takes to be better. We removed Dylan Jacobs from the SWSC lineup in order to challenge our guys in their roles. Both levels had to embrace the pressure, flourish in their roles, and find a way to *do more*. “When you reach the point where it feels impossible and you can do no more, *do more*.” This was our mantra. This was our mentality. And we did more. It results in a 10<sup>th</sup> place finish, extending the Sandburg Top Ten finish for one more year. Teams that beat us found themselves behind us in the final results column. Dylan Jacobs became the 16<sup>th</sup> fastest runner in Illinois history—a history cluttered with World Champions, Olympic medalists, and U.S. record holders. Martin Skucas fought his way to an All-State medal. His 25<sup>th</sup> place finish is so representative of our season and what we preach all the time. I stood at the turn with 500 meters to go and had counted exactly 25 runners in front of Martin, making him the 26<sup>th</sup> place. Everyone knows what it feels like to have 500 meters to go in a race. Martin found a way to *do more* when it was so hard to. Consider if Martin had done less anywhere along the way: one less morning run when the alarm was not a welcome noise, one less mile, one less effort on a tough interval, one less all out 300 at the end of practice, one less “optional practice session,” one less hill or stride...do you think when you reach that moment of truth that Martin encountered you will want to know you always did more? That’s the difference between all-state and “just missed.” Do more or just miss in practice and you’ll get that result in the end as well.

As we reflect on this process, we must reflect on the seniors who we say goodbye to tonight. **Martin Skucas, Alex Szymanski, Ben Cachares, Josh Nolan, Danny Papan, Tom Marchese, David Starzec, Christian Villeneuve, Alejandro Claire, and David Alvarez** have contributed to the team in so many meaningful ways. They took on the task of advancing this team forward with all the pressure and expectations in the world. We had a variety of sources for their leadership this year. Veterans don’t get more veteran than Martin Skucas. Seniors in their first season rarely are able to make their way into the state meet, but we found that in David Alvarez. Four year seniors stepped up to lead. Tom Marchese came back after leaving cross country for a year and led our team in so many meaningful ways. Our practice organization was

not possible without Marchese's efforts and he was willing to do absolutely anything for the team. While we say good bye to them, we note that they are always a part of Sandburg Cross Country and will always be Eagles. We should also reflect on where the rest of us want to be when it is our time to say good bye. Regrets, questions, what-ifs, are not the place to be. What will your legacy be?

In so many ways, this was a season about the past and it was a season about the future. The past silhouetted our season in many ways. We had the greatest year in Illinois history winning several state titles, a National title, state records and more. The future also made its way into our consciousness in a big way. We have some great young runners who have the right determination and competitiveness to be great on the varsity level. We have a solid returning core from our state roster alone. It would have been really easy to call this a year about something other than what it was. But you guys were determined to make this season about this season. And you did. 2016 will not be known as the year after 2015 and the year before 2017. It will be its own identity. There were various points where we were not going to be a state qualifying team. We had six runners running in their first state cross country meet. We had five and a half runners racing in their first sectional (Dylan raced sectionals last year but had to limp the last mile and a half). We had two runners in the state meet who were in their first cross country season ever. Yet, we made it an important performance on its own merit: a top 10 finish, the 6<sup>th</sup> fastest team in CSHS history, Dylan Jacobs running a historic time, Jacobs and Skucas becoming Sandburg's 17<sup>th</sup> and 18<sup>th</sup> individual All-Staters. The Sandburg program is very much a presence in the minds of everyone in Illinois. And that, you proved, is not going away.

Coach O'Malley

## 2016 Season Highlights:

### Varsity:

Reavis Invitational Champions  
IHSA Regional Champions  
10<sup>th</sup> Place in State

### Sophomore:

Andrew Invite Freshmen Champions  
Reavis Inv. Sophomore Champions  
SWSC—2<sup>nd</sup> Place

### Individual Highlights:

Dylan Jacobs—Lyons, Regional, Sectional Champion; 3<sup>rd</sup> place in State/All-State;  
Nike National Qualifier (2<sup>nd</sup> place NXR—Midwest)  
Martin Skucas—SWSC Champion, All-State (25<sup>th</sup> place)

# 2016 Eagle Cross Country

## RUNNER OF THE WEEK AWARDS

**LYONS:** Ian McGrath, Ethan Miranda-Gale  
**REAVIS:** Ben Giblin, Alex Miller  
**PEORIA NOTRE DAME:** Connor Devlin, Sam John Cunningham, Martin Skucas  
**ST. CHARLES INV/PEORIA:** Alex Miller, Nico Calderon, David Alvarez  
**SWSC:** Peter Bukiri, Gaving Burns, T Sieczkowski  
**IHSA REGIONAL:** Dylan Jacobs, Ben Cachares  
**IHSA SECTIONAL:** Team

## SEASON AWARDS

**Most Improved:** Gavin Burns, Ben Walter, Robbie Sieczkowski  
**MVP:** Dylan Jacobs, Martin Skucas  
**F/S MVP:** Nico Calderon  
**Newcomer of the Year:** David Alvarez, Sam Rodriguez  
**"All In" Award:** Tom Marchese  
**F/S ALL-CONFERENCE:** Peter Bukiri, Connor Devlin, Will Giblin, Ben Giblin, Ian McGrath, John Cunningham  
**VARSITY ALL-CONFERENCE:** Martin Skucas (champion), Alex Szymanski, Robbie Sieczkowski, David Alvarez, Nico Calderon, Sam Rodriguez  
**ALL-REGIONAL:** Dylan Jacobs (1<sup>st</sup>), Martin Skucas, Alex Szymanski  
**ALL-SECTIONAL:** Dylan Jacobs (1<sup>st</sup>)  
**ALL-STATE:** Dylan Jacobs, Martin Skucas

## State Meet Qualifying Teams:

1976, 1977, 1980, 1981, 1994, 1995, 1996, 1998, 1999, 2000, 2001, 2003, 2004, 2005,  
2006, 2007, 2008, 2009, 2010, 2011, 2012, 2013, 2014, 2015, 2016

## Top Ten State Finishes:

1977—8<sup>th</sup>  
1981—4<sup>th</sup>  
2005—8<sup>th</sup>  
2006—4<sup>th</sup>  
2010—10<sup>th</sup>

2011—7<sup>th</sup>  
2013—7<sup>th</sup>  
2014—2<sup>nd</sup>  
2015—1<sup>st</sup>  
2016—10<sup>th</sup>

## IHSA Individual All-Staters:

**Reed Williams:** 22<sup>nd</sup> (1957), 16<sup>th</sup> (1958)  
**Bob Hicks:** 13<sup>th</sup> (1975), 12<sup>th</sup> (1976)  
**Tom Graves:** 3<sup>rd</sup> (1975), 1<sup>st</sup> (1976), 1<sup>st</sup> (1977)  
**Steve Kaye:** 24<sup>th</sup> (1981)  
**Dan Hahn:** 13<sup>th</sup> (1982)  
**Andy Homoly:** 22<sup>nd</sup> (1986), 13<sup>th</sup> (1987)  
**Aaron Borling:** 22<sup>nd</sup> (1994)  
**Jeremy Borling:** 18<sup>th</sup> (1997)  
**Brian Glaza:** 23<sup>rd</sup> (2003)

**Justin Smith:** 19<sup>th</sup> (2005)  
**Kevin Adamowski:** 19<sup>th</sup> (2006)  
**Zach Dahleen:** 7<sup>th</sup> (2008)  
**Lukas Verzbicas:** 1<sup>st</sup> (2009), 1<sup>st</sup> (2010)  
**Sean Torpy:** 3<sup>rd</sup> (2015)  
**Max Lehnhardt:** 13<sup>th</sup> (2015)  
**Chris Torpy:** 16<sup>th</sup> (2015)  
**Dylan Jacobs:** 3<sup>rd</sup> (2016)  
**Martin Skucas:** 25<sup>th</sup> (2016)

## IHSA Regional Titles:

1976, 1981, 1994, 1995, 1996, 1999, 2000, 2001, 2002, 2004, 2005, 2006, 2007, 2008,  
2009, 2011, 2013, 2014, 2015, 2016

## IHSA Sectional Titles:

1976, 1994, 2001, 2005, 2006, 2007, 2014, 2015

## Conference Titles:

1974, 1975, 1976, 1977, 1978, 1979, 1981, 1991, 1993, 1994, 2000, 2004, 2005, 2006,  
2007, 2008, 2010, 2011, 2012, 2013, 2014, 2015

## Varsity Individual Conference Champions:

|                 |      |                 |      |
|-----------------|------|-----------------|------|
| Hicks/Graves    | 1975 | Kevin Adamowski | 2006 |
| Bob Hicks       | 1976 | Zach Dahleen    | 2007 |
| Tom Graves      | 1977 | Zach Dahleen    | 2008 |
| Mike Keane      | 1978 | Lukas Verzbicas | 2009 |
| Dan Hahn        | 1982 | Lukas Verzbicas | 2010 |
| Andy Homoly     | 1987 | Pat McMahan     | 2011 |
| Mike Sommer     | 1991 | Pat McMahan     | 2012 |
| Brian Breen     | 1992 | Tom Brennan     | 2014 |
| Steve Rains     | 1993 | Max Lehnhardt   | 2015 |
| Aaron Borling   | 1994 | Martin Skucas   | 2016 |
| Kevin Adamowski | 2004 |                 |      |
| Kevin Adamowski | 2005 |                 |      |

# Sandburg State Meet History

## 1958:

Reed Williams 16<sup>th</sup>

## 1967

Bill Reeves

## 1970

David Gavin 42<sup>nd</sup>

## 1971

David Gavin 60<sup>th</sup>

## 1975

Tom Graves 3<sup>rd</sup> 14:18

Bob Hicks 13<sup>th</sup> 14:38

## 1976—12<sup>th</sup> Place (356 points)

Tom Graves 1<sup>st</sup> 14:08.8

Bob Hicks 12<sup>th</sup> 14:30

Mike Choffin 134<sup>th</sup> NT

Mike Keane 139<sup>th</sup> NT

Tom Smith 151<sup>st</sup> NT

Dale Michalak 158<sup>th</sup> NT

Jim Sunta 209<sup>th</sup> NT

## 1977—8<sup>th</sup> Place (286 points)

Tom Graves 1<sup>st</sup> 13:56.6\*

Mike Choffin 47<sup>th</sup> 15:06

Mike Keane 58<sup>th</sup> 15:13

Tom Smith 130<sup>th</sup> 15:42

Jim Hahn 139<sup>th</sup> 15:46

Roy Hahn 156<sup>th</sup> NT

Jim Sunta 183<sup>rd</sup> NT

**Composite five runner time: 75:43**

## 1980—21<sup>st</sup> (487 points)

Jeff Parker 62<sup>nd</sup> 15:16

George Close 133<sup>rd</sup> 15:44

Steve Kaye 141<sup>st</sup> 15:51

Jeff Curtis 145<sup>th</sup> 15:56

Bob Hahn 157<sup>th</sup> 16:03

Dan Hahn 170<sup>th</sup> 16:08

Gary Griesbach 173<sup>rd</sup> 16:09

**Composite five runner time: 78:50**

## 1981—4<sup>th</sup> (248 points)

Steve Kaye 24<sup>th</sup> 15:02

Dan Hahn 31<sup>st</sup> 15:06

George Close 38<sup>th</sup> 15:10

Mike Murphy 120<sup>th</sup> 15:45

Jeff Curtis 137<sup>th</sup> 15:49

Matt Close 177<sup>th</sup> 16:08

John Sengel 195<sup>th</sup> 16:23

**Composite five runner time: 76:52**

## 1982

Dan Hahn 13<sup>th</sup> 14:50

## 1986

Andy Homoly 22<sup>nd</sup> 14:54

## 1987

Andy Homoly 13<sup>th</sup> 14:48

## 1990

Mike Sommer 70<sup>th</sup> 15:52

## 1991

Mike Sommer DNR

## 1992

Brian Breen 56<sup>th</sup> 15:42

## 1994—11<sup>th</sup> place (304 points)

Aaron Borling 22<sup>nd</sup> 15:33

Jason Kut 78<sup>th</sup> 16:12

Jeff Boele 92<sup>nd</sup> 16:17

Kevin Czerwiec 102<sup>nd</sup> 16:24

Jesse Torres 141<sup>st</sup> 16:42

Steve Rains 165<sup>th</sup> 16:55

Jim O'Malley 187<sup>th</sup> 17:10

**Composite five runner time: 82:27**

**1995—11<sup>th</sup> place (338 points)**

|                  |                   |       |
|------------------|-------------------|-------|
| Jason Kut        | 64 <sup>th</sup>  | 15:33 |
| Jeremy Borling   | 76 <sup>th</sup>  | 15:43 |
| Jeff Boele       | 79 <sup>th</sup>  | 15:45 |
| Rudy Kovachevich | 122 <sup>nd</sup> | 16:03 |
| Mike LaMorte     | 128 <sup>th</sup> | 16:06 |
| Kevin Czerwiec   | 138 <sup>th</sup> | 16:12 |
| Jesse Torres     | 157 <sup>th</sup> | 16:18 |

**Composite five runner time: 79:10****1996—13<sup>th</sup> place (343 points)**

|                  |                   |       |
|------------------|-------------------|-------|
| Jeremy Borling   | 49 <sup>th</sup>  | 15:27 |
| Kevin Czerwiec   | 62 <sup>nd</sup>  | 15:36 |
| Bob Patchak      | 71 <sup>st</sup>  | 15:43 |
| Mike O'Malley    | 132 <sup>nd</sup> | 16:08 |
| Eric Boele       | 143 <sup>rd</sup> | 16:12 |
| Rudy Kovachevich | 158 <sup>th</sup> | 16:20 |
| Mike McCarty     | 173 <sup>rd</sup> | 16:32 |

**Composite five-runner time: 79:06****1997**

|                |                  |       |
|----------------|------------------|-------|
| Jeremy Borling | 18 <sup>th</sup> | 14:55 |
| Bob Patchak    | 37 <sup>th</sup> | 15:12 |

**1998—15<sup>th</sup> place (427 points)**

|                 |                   |       |
|-----------------|-------------------|-------|
| Bob Patchak     | 79 <sup>th</sup>  | 15:38 |
| Jason Pochopien | 96 <sup>th</sup>  | 15:45 |
| Nick LaPorta    | 124 <sup>th</sup> | 15:56 |
| Dave Laird      | 135 <sup>th</sup> | 16:00 |
| Mike O'Malley   | 146 <sup>th</sup> | 16:07 |
| Derek Breube    | 188 <sup>th</sup> | 16:28 |
| Ken Kehl        | 227 <sup>th</sup> | 17:36 |

**Composite five runner time: 79:26****1999—15<sup>th</sup> place (412 points)**

|                  |                   |       |
|------------------|-------------------|-------|
| Dave Laird       | 56 <sup>th</sup>  | 15:31 |
| Nick LaPorta     | 75 <sup>th</sup>  | 15:40 |
| Matt Swiatkowski | 112 <sup>th</sup> | 16:01 |
| Ken Kehl         | 147 <sup>th</sup> | 16:17 |
| Derek Berube     | 167 <sup>th</sup> | 16:24 |
| Harry O'Halloran | 172 <sup>nd</sup> | 16:26 |
| Alan Woodruff    | 200 <sup>th</sup> | 16:54 |

**Composite five runner time: 81:11****2000—23<sup>rd</sup> place (412 points)**

|              |                   |       |
|--------------|-------------------|-------|
| Dave Laird   | 42 <sup>nd</sup>  | 15:12 |
| Ken Kehl     | 125 <sup>th</sup> | 15:57 |
| Dan Hankosky | 153 <sup>rd</sup> | 16:11 |
| Mark Gentile | 159 <sup>th</sup> | 16:13 |
| Jim Wojcik   | 176 <sup>th</sup> | 16:27 |
| Tim Kelly    | 188 <sup>th</sup> | 16:37 |
| Dan Weakley  | 198 <sup>th</sup> | 16:46 |

**Composite five runner times: 81:18****2001—16<sup>th</sup> place (392 points)**

|                  |                   |       |
|------------------|-------------------|-------|
| Jim Wojcik       | 56 <sup>th</sup>  | 15:31 |
| Tim Kelly        | 60 <sup>th</sup>  | 15:32 |
| Matt Swiatkowski | 73 <sup>rd</sup>  | 15:41 |
| Kevin O'Malley   | 178 <sup>th</sup> | 16:21 |
| Dan Hankosky     | 182 <sup>nd</sup> | 16:22 |
| Pat Crowe        | 246 <sup>th</sup> | 17:12 |
| Colin Nolan      | 260 <sup>th</sup> | 17:53 |

**Composite five runner time: 80:44****2002**

|           |                  |       |
|-----------|------------------|-------|
| Tim Kelly | 35 <sup>th</sup> | 15:16 |
|-----------|------------------|-------|

**2003—16<sup>th</sup> place (413 points)**

|                 |                   |       |
|-----------------|-------------------|-------|
| Brian Glaza     | 23 <sup>rd</sup>  | 14:57 |
| Kevin Adamowski | 90 <sup>th</sup>  | 15:34 |
| Brad LaRocque   | 100 <sup>th</sup> | 15:37 |
| Rob Murphy      | 152 <sup>nd</sup> | 15:57 |
| Colin Nolan     | 182 <sup>nd</sup> | 16:08 |
| Anthony Girton  | 210 <sup>th</sup> | 16:25 |
| Jake Gerdes     | 222 <sup>nd</sup> | 16:39 |

**Composite five runner time: 78:13****2004—19<sup>th</sup> place (482 points)**

|                   |                   |         |
|-------------------|-------------------|---------|
| Brad LaRocque     | 84 <sup>th</sup>  | 15:52.3 |
| Kevin Adamowski   | 85 <sup>th</sup>  | 15:52.3 |
| Justin Smith      | 119 <sup>th</sup> | 16:04.7 |
| Myles Scott-Stirn | 162 <sup>nd</sup> | 16:23.0 |
| Anthony Girton    | 184 <sup>th</sup> | 16:31.5 |
| Chuck Archer      | 187 <sup>th</sup> | 16:32.8 |
| Mike Young        | 226 <sup>th</sup> | 16:53.9 |

**Composite five runner time: 80:42**

**2005—8<sup>th</sup> place (260 points)**

|                 |                   |       |
|-----------------|-------------------|-------|
| Justin Smith    | 19 <sup>th</sup>  | 14:46 |
| Brad LaRocque   | 41 <sup>st</sup>  | 15:05 |
| Kevin Adamowski | 49 <sup>th</sup>  | 15:08 |
| Tom Sideras     | 111 <sup>th</sup> | 15:39 |
| Mike Marbach    | 155 <sup>th</sup> | 15:58 |
| Mike Young      | 193 <sup>rd</sup> | 16:13 |
| Chuck Archer    | 223 <sup>rd</sup> | 16:30 |

**Composite five runner time: 76: 36****2006—4<sup>th</sup> place (184 points)**

|                 |                   |         |
|-----------------|-------------------|---------|
| Kevin Adamowski | 19 <sup>th</sup>  | 14:43.4 |
| Tom Sideras     | 31 <sup>st</sup>  | 14:54.0 |
| Justin Smith    | 55 <sup>th</sup>  | 15:08.4 |
| Brad LaRocque   | 56 <sup>th</sup>  | 15:08.4 |
| Mike Marbach    | 106 <sup>th</sup> | 15:29.1 |
| Chuck Archer    | 193 <sup>rd</sup> | 16:06.3 |
| Mike Young      | 207 <sup>th</sup> | 16:14.0 |

**Composite five runner time: 75:22****2007—12<sup>th</sup> place (332 points)**

|                   |                   |       |
|-------------------|-------------------|-------|
| Mike Marbach      | 33 <sup>rd</sup>  | 15:02 |
| Zach Dahleen      | 68 <sup>th</sup>  | 15:29 |
| Kyle Meyer        | 101 <sup>st</sup> | 15:49 |
| Elliot Hevel      | 116 <sup>th</sup> | 15:59 |
| Kyle McNicholas   | 125 <sup>th</sup> | 16:05 |
| Dennis O'Flaherty | 157 <sup>th</sup> | 16:43 |
| Corey Puckett     | 158 <sup>th</sup> | 16:45 |

**Composite five runner time: 78:24****2008—21<sup>st</sup> place (461 points)**

|                   |                   |       |
|-------------------|-------------------|-------|
| Zach Dahleen      | 7 <sup>th</sup>   | 14:33 |
| Kyle Meyer        | 85 <sup>th</sup>  | 15:32 |
| Elliot Hevel      | 143 <sup>rd</sup> | 15:56 |
| Mike Tortorelli   | 146 <sup>th</sup> | 15:57 |
| Dennis O'Flaherty | 196 <sup>th</sup> | 16:31 |
| Chris Koutavas    | 201 <sup>st</sup> | 16:40 |
| Kyle McNicholas   | 205 <sup>th</sup> | 16:59 |

**Composite five runner time: 78:28****2009—19<sup>th</sup> place (414 points)**

|                 |                   |       |
|-----------------|-------------------|-------|
| Lukas Verzbicas | 1 <sup>st</sup>   | 14:07 |
| Mike Tortorelli | 84 <sup>th</sup>  | 15:41 |
| Pat McMahon     | 128 <sup>th</sup> | 15:56 |
| Mitch Rees      | 149 <sup>th</sup> | 16:04 |
| Alex Kordas     | 159 <sup>th</sup> | 16:12 |
| Thomas Kohs     | 209 <sup>th</sup> | 17:21 |
| Kyle Meyer      | DNF               |       |

**Composite five runner time: 78:00****2010—10<sup>th</sup> place (304 points)**

|                 |                   |       |
|-----------------|-------------------|-------|
| Lukas Verzbicas | 1 <sup>st</sup>   | 13:53 |
| Mitch Rees      | 48 <sup>th</sup>  | 15:00 |
| Pat McMahon     | 105 <sup>th</sup> | 15:24 |
| Mike Tortorelli | 114 <sup>th</sup> | 15:27 |
| Derek Hevel     | 132 <sup>nd</sup> | 15:36 |
| Alex Kordas     | 166 <sup>th</sup> | 15:56 |
| Jimmy Panozzo   | 174 <sup>th</sup> | 15:59 |

**Composite five runner time: 75:18****2011—7<sup>th</sup> place (263 points)**

|                  |                   |       |
|------------------|-------------------|-------|
| Pat McMahon      | 32 <sup>nd</sup>  | 15:05 |
| Mitch Rees       | 76 <sup>th</sup>  | 15:26 |
| Derek Hevel      | 79 <sup>th</sup>  | 15:27 |
| Jimmy Panozzo    | 83 <sup>rd</sup>  | 15:27 |
| Mike Von Borstel | 85 <sup>th</sup>  | 15:28 |
| Pat Letz         | 104 <sup>th</sup> | 15:35 |
| Kevin O'Flaherty | 169 <sup>th</sup> | 16:05 |

**Composite five runner time: 76:53****2012—11<sup>th</sup> place (321 points)**

|                   |                   |       |
|-------------------|-------------------|-------|
| Pat McMahon       | 38 <sup>th</sup>  | 14:58 |
| Chris Hogan       | 52 <sup>nd</sup>  | 15:06 |
| Pat Letz          | 77 <sup>th</sup>  | 15:16 |
| Will Becker       | 131 <sup>st</sup> | 15:36 |
| Nicholas Prajka   | 132 <sup>nd</sup> | 15:36 |
| Tom Brennan       | 149 <sup>th</sup> | 15:42 |
| Denis O'Callaghan | 160 <sup>th</sup> | 15:47 |

**Composite five runner time: 76:25**



**2013—7<sup>th</sup> place (225 points)**

|                |                   |       |
|----------------|-------------------|-------|
| Tom Brennan    | 42 <sup>nd</sup>  | 15:12 |
| Will Becker    | 51 <sup>st</sup>  | 15:16 |
| Greg Burzinski | 63 <sup>rd</sup>  | 15:23 |
| Sean Torpy     | 70 <sup>th</sup>  | 15:24 |
| Chris Torpy    | 72 <sup>nd</sup>  | 15:26 |
| Harry Becker   | 101 <sup>st</sup> | 15:35 |
| Dan Laskero    | 152 <sup>nd</sup> | 15:55 |

**Composite five runner time: 76:38**

**2014—2<sup>nd</sup> Place (138 points)**

|                |                  |       |
|----------------|------------------|-------|
| Tom Brennan    | 31 <sup>st</sup> | 14:53 |
| Greg Burzinski | 33 <sup>rd</sup> | 14:55 |
| Chris Torpy    | 38 <sup>th</sup> | 14:59 |
| Sean Torpy     | 42 <sup>nd</sup> | 15:01 |
| Martin Skucas  | 45 <sup>th</sup> | 15:04 |
| Max Lehnhardt  | 53 <sup>rd</sup> | 15:07 |
| Brandon Lukas  | 59 <sup>th</sup> | 15:10 |

**Composite five runner time: 74:52**

**2015—1<sup>st</sup> Place (79 points)**


|               |                  |       |
|---------------|------------------|-------|
| Sean Torpy    | 3 <sup>rd</sup>  | 14:24 |
| Max Lehnhardt | 13 <sup>th</sup> | 14:38 |
| Chris Torpy   | 16 <sup>th</sup> | 14:42 |
| Brandon Lukas | 32 <sup>nd</sup> | 14:53 |
| Tom Brennan   | 38 <sup>th</sup> | 14:58 |
| Martin Skucas | 69 <sup>th</sup> | 15:14 |
| Dan Laskero   | 93 <sup>rd</sup> | 15:24 |

**Composite five runner time: 73:35**

**2016—10<sup>th</sup> Place (**

|                    |                   |       |
|--------------------|-------------------|-------|
| Dylan Jacobs       | 3 <sup>rd</sup>   | 14:09 |
| Martin Skucas      | 25 <sup>th</sup>  | 14:49 |
| Robbie Sieczkowski | 98 <sup>th</sup>  | 15:24 |
| Nico Calderon      | 129 <sup>th</sup> | 15:36 |
| Alex Szymanski     | 161 <sup>st</sup> | 15:50 |
| Sam Rodriguez      | 172 <sup>nd</sup> | 15:53 |
| David Alvarez      | 181 <sup>st</sup> | 16:01 |

**Composite five runner time: 75:51**



# CSHS SCHOOL RECORDS

## All-Time Fastest Teams (five-runner composite):


|   |       |       |
|---|-------|-------|
| 1. 2015 (S Torpy-Lehnhardt-C Torpy-Lukas-Brennan)         | State | 73:35 |
| 2. 2015 (Lehnhardt-C Torpy-Brennan-Skucas-Laskero)        | PCI   | 73:43 |
| 3. 2015 (S Torpy-Jacobs-Lehnardt-Brennan-Skucas)          | PND   | 73:45 |
| 4. 2014 (Brennan-S Torpy-C Torpy-Lehnhardt-Lukas)         | PCI   | 74:50 |
| 5. 2014 (Brennan-Burzinski-C Torpy-S Torpy-Skucas)        | State | 74:52 |
| 6. 2010 (Verzbicas-Rees-McMahon-Tortorelli-D. Hevel)      | State | 75:18 |
| 7. 2006 (Adamowski-Sideras-Smith-LaRocque-Marbach)        | State | 75:22 |
| 8. 2014 (S Torpy-C Torpy-Lehnhardt-Brennan-Skucas)        | PND   | 75:31 |
| 9. 1977 (Graves-Choffin-Keane-T. Smith-J. Hahn)           | State | 75:43 |
| 10. 2016 (Jacobs-Skucas-R Siczkowski-Calderon-Szymanski)  | State | 75:51 |
| 11. 2012 (McMahon-Hogan-Letz-W Becker-Prajka)             | State | 76:25 |
| 12. 2007 (Dahleen-Marbach-Meyer-McNicholas-Hevel)         | PND   | 76:26 |
| 13. 2005 (Smith-LaRocque-Adamowski-Sideras-Marbach)       | State | 76:36 |
| 14. 2013 (Brennan-W Becker-Burzinski-S Torpy-C Torpy)     | State | 76:38 |
| 15. 2013 (S Torpy-Brennan-W Becker-Burzinski-Laskero)     | PCI   | 76:40 |
| 16. 2005 (Adamowski-LaRocque-Sideras-Smith-Archer)        | PND   | 76:47 |
| 17. 2013 (Burzinski-Brennan-S Torpy-H Becker-Adams)       | PND   | 76:47 |
| 18. 1981 (Kaye-D. Hahn-Close-Murphy-Curtis)               | State | 76:52 |
| 19. 2011 (McMahon-Rees-D Hevel-Panozzo-Von Borstel)       | State | 76:53 |
| 20. 2012 (McMahon-Letz-Hogan-O'Callaghan-Prajka)          | PND   | 77:14 |
| 21. 2008 (Dahleen-Hevel-McNicholas-Meyer-Tortorelli)      | PND   | 77:16 |
| 22. 2011 (McMahon-Hevel-Rees-Von Borstel-Letz)            | PCI   | 77:29 |
| 23. 2006 (Sideras-Adamowski-Smith-Archer-Marbach)         | PND   | 77:40 |
| 24. 2001 (Kelly-Swiatkowski-K. O'Malley-Wojcik-Hankosky)  | PND   | 77:54 |
| 25. 2009 (Verzbicas-Tortorelli-McMahon-Rees-Kordas)       | State | 78:00 |
| 26. 2003 (Glaza-Adamowski-LaRocque-Murphy-Nolan)          | State | 78:13 |
| 27. 2010 (D. Hevel-Rees-McMahon-Kordas-Tortorelli)        | PND   | 78:14 |
| 28. 2007 (Marbach-Dahleen-Meyer-Hevel-McNicholas)         | State | 78:24 |
| 29. 1997 (Borling-Patchak-E. Boele-M. O'Malley-Pochopien) | PND   | 78:27 |
| 30. 2008 (Dahleen-Meyer-Hevel-Tortorelli-D. O'Flaherty)   | State | 78:28 |
| 31. 2011 (McMahon-Letz-Hogan-Panozzo-Graves)              | PND   | 78:30 |
| 32. 1980 (Parker-Close-Kaye-Curtis-B. Hahn)               | State | 78:50 |

## Top 10 Fastest Sandburg Teams (by year):

1. 2015 (S Torpy-Lehnhardt-C Torpy-Lukas-Brennan) State 73:35
2. 2014 (Brennan-S Torpy-C Torpy-Lehnhardt-Lukas) PCI 74:50
3. 2010 (Verzbicas-Rees-McMahon-Tortorelli-D. Hevel) State 75:18
4. 2006 (Adamowski-Sideras-Smith-LaRocque-Marbach) State 75:22
5. 1977 (Graves-Choffin-Keane-T. Smith-J. Hahn) State 75:43
6. 2016 (Jacobs-Skucas-R Sieczkowski-Calderon-Szymanski) State 75:51
7. 2012 (McMahon-Hogan-Letz-W Becker-Prajka) State 76:25
8. 2007 (Dahleen-Marbach-Meyer-McNicholas-Hevel) PND 76:26
9. 2005 (Smith-LaRocque-Adamowski-Sideras-Marbach) State 76:36
10. 2013 (Brennan-W Becker-Burzinski-S Torpy-C Torpy) State 76:38

## Lowest IHSA State Point Totals:

1. **2015** (S Torpy-Lehnhardt-C Torpy-Lukas-Brennan) 79
2. **2014** (Brennan-Burzinski-C Torpy-S Torpy-Skucas) 138
3. **2006**(Adamowski-Sideras-Smith-LaRocque-Marbach) 189
4. **2013** (Brennan-W Becker-Burzinski-S Torpy-C Torpy) 225
5. **1981**(Kaye-D. Hahn-Close-Murphy-Curtis) 248
6. **2005** (Smith-LaRocque-Adamowski-Sideras-Marbach) 260
7. **2011** (McMahon-Rees-D Hevel-Panozzo-Von Borstel) 263



## Sandburg: Detweiller Park Top 30 All-Time Runners

|     |                      |                |                        |
|-----|----------------------|----------------|------------------------|
| 1.  | Lukas Verzbicas      | 13:53          | 2010 state meet        |
| 2.  | Tom Graves           | 13:56.6*       | 1977 state meet        |
| 3.  | <b>Dylan Jacobs</b>  | <b>14:09.2</b> | <b>2016 state meet</b> |
| 4.  | Sean Torpy           | 14:24.7        | 2015 state meet        |
| 5.  | Bob Hicks            | 14:30          | 1976 state meet        |
| 6.  | Zach Dahleen         | 14:33          | 2008 state meet        |
| 7.  | Max Lehnhardt        | 14:37.6        | 2015 PCI               |
| 8.  | Chris Torpy          | 14:41.4        | 2015 state meet        |
| 9.  | Kevin Adamowski      | 14:43.4        | 2006 state meet        |
| 10. | Tom Brennan          | 14:44          | 2015 PCI               |
| 11. | Justin Smith         | 14:46          | 2005 state meet        |
| 12. | <b>Martin Skucas</b> | <b>14:47</b>   | <b>2015 PCI</b>        |
| 13. | Andy Homoly          | 14:48          | 1987 state meet        |
| 14. | Pat McMahon          | 14:50          | 2012 PND               |
| 15. | Dan Hahn             | 14:50          | 1982 state meet        |
| 16. | Dan Laskero          | 14:51          | 2015 PCI               |
| 17. | Mike Marbach         | 14:51          | 2007 PND               |
| 18. | Tim Close            | 14:51          | 1973 state meet        |
| 19. | Brandon Lukas        | 14:53.9        | 2015 state meet        |
| 20. | Tom Sideras          | 14:54.0        | 2006 state meet        |
| 21. | Greg Burzinski       | 14:55.5        | 2014 state meet        |
| 22. | Jeremy Borling       | 14:55          | 1997 state meet        |
| 23. | Brian Glaza          | 14:57          | 2003 state meet        |
| 24. | Mitch Rees           | 15:00          | 2010 state meet        |
| 25. | Steve Kaye           | 15:02          | 1981 state meet        |
| 26. | Chris Hogan          | 15:05          | 2012 state meet        |
| 27. | Brad LaRocque        | 15:05          | 2005 state meet        |
| 28. | Tim Kelly            | 15:05          | 2001 PND               |
| 29. | Mike Choffin         | 15:06          | 1977 state meet        |
| 30. | David Gleisner       | 15:07          | 2015 PND               |

# F/S Best Performances—Detweiller Park

## Sub 16:30 Club

1. Lukas Verzbicas (So.)—14:07 (2009 state)
2. Tom Graves (So.)—14:18 (1975 state meet)
3. Dylan Jacobs (So.)—14:36 (2015 PND)
4. Martin Skucas (So.)—15:04 (2014 state meet)
5. Sean Torpy (So.)—15:06 (2013 PCI)
6. Tom Brennan (So.)—15:12 (2013 State)
7. Kevin Adamowski (So.)—15:12 (2004 PND)
8. Pat McMahon (So.)—15:22 (2010 PCI)
9. Pat McMahon (So.)—15:24 (2010 state)
10. Chris Torpy (So.)—15:26 (2013 state)
11. Kyle Meyer (So.)—15:30 (2007 PND)
12. Kevin Adamowski (Fr.)—15:34 (2003 state)
13. Dan Laskero (So.)—15:35 (2013 PCI)
14. **Nico Calderon (So.)—15:36 (2016 state)**
15. Max Lehnhardt (So.)—15:37 (2013 PCI)
16. Brad LaRocque (Fr.)—15:37 (2003 state)
17. Mark Gentile (So.)—15:41 (2000 PND)
18. Tom Brennan (Fr.)—15:41 (2012 state)
19. Jeremy Borling (So.)—15:43 (1995 state)
20. Bob Patchak (So.)—15:43 (1996 state meet)
21. Brad LaRocque (So.)—15:52.0 (2004 state)
22. Kevin Adamowski (So.)—15:52.0 (2004)
23. Mike Tortorelli (So.)—15:52 92008 PND)
24. Brad LaRocque (So.)—15:53.0 (2004 PND)
25. **Sam Rodriguez (Fr.)—15:53 (2016 state)**
26. Kevin O'Flaherty (So.)—15:54 (2009 PND)
27. Pat McMahon (Fr.)—15:56 (2009 state)
28. Nick LaPorta (So.)—15:56 (1998 state)
29. Mike Tortorelli (So.)—15:57 (2008 state)
30. Mike Marbach (So.)—15:58 (2005 state)
31. Justin Smith (So.)—16:00 (2004 PND)
32. Matt Swiatkowski (So.)—16:01 (1999 state)
33. Rudy Kovachevich (So.)—16:03 (1995 state)
34. Dylan Jacobs (Fr.)—16:04 (2014 PND)
35. Mitch Rees (So.)—16:04 (2009 state meet)
36. Kevin Adamowski (Fr.)—16:04 (2003 PND)
37. Zach Dahleen (So.)—16:04 (2006 PND)
38. Justin Smith (So.)—16:04.7 (2004 state)
39. Sean Torpy (Fr.)—16:05 (2012 PND)
40. Martin Skucas (Fr.)—16:06 (2013 PND)
41. Mike O'Malley (So.)—16:08 (1996 state)
42. Dan Hahn (So.)—16:08 (1980 state meet)
43. Brandon Lukas (So.)—16:09 (2013 PND)
44. Mike O'Malley (So.)—16:09 (1996 PND)
45. Bob Patchak (So.)—16:10 (1996 PND)
46. Myles Scott-Sim (Fr.)—16:10 (2004 PND)
47. Tim Kelly (So.)—16:10 (2000 PND)
48. Dan Hankosky (So.)—16:11 (2000 state)
49. Jimmy Panozzo (So.)—16:11 (2009 PND)
50. Matt Swiatkowski—16:13 (1999 PND)
51. Mark Gentile (So.)—16:13 (2000 state)
52. Mike Young (So.)—16:14 (2004 PND)
53. David Laird (Fr.)—16:14 (1997 PND)
54. Greg Burzinski (So.)—16:15 (2012 PND)
55. Brad LaRocque (Fr.)—16:16 (2003 PND)
56. Kyle McNicholas (So.)—16:20 (2006 PND)
57. Dan Hankosky (So.)—16:20 (2000 PND)
58. Nick LaPorta (Fr.)—16:21 (1997 PND)
59. Adam Gleisner (So.)—16:22 (2011 PND)
60. Chuck Archer (So.)—16:22 (2004 PND)
61. Myles Scott-Stim (Fr.)—16:23.0 (2004 state)
62. Kevin Czerwicz (So.)—16:24 (1994 state)
63. Derek Hevel (So.)—16:24 (2009 state alt. race)
64. Paul Sieczkowski (So.)—16:25 (2013 PND)
65. Anthony Girton (Fr.)—16:25 (2003 state)
66. David Gleisner (So.)—16:26 (2013 time trial PCI)
67. Aaron Graves (So.)—16:26 (2010 PND)
68. Ethan Dee (So.)—16:29 (2010 PND)
69. Pat Letz (So.)—16:29 (2010 PND)
70. Jason Pochopien (So.)—16:29 (1996 PND)



## Top 15 Fastest F/S Runners (Detweiller Park):

1. Lukas Verzbicas (So.)—14:07 (2009 state meet)
2. Tom Graves (So.)—14:18 (1975 state meet)
3. Dylan Jacobs—14:36 (2015 PND)
4. Martin Skucas (So.)—15:04 (2014 state meet)
5. Sean Torpy (So.)—15:06 (2013 PCI)
6. Tom Brennan (So.)—15:12 (2013 state meet)
7. Kevin Adamowski (So.)—15:12 (2004 PND)
8. Pat McMahon (So.)—15:22 (2010 PND)
9. Chris Torpy (So.)—15:26 (2013 state meet)
10. Kyle Meyer (So.)—15:30 (2007 PND)
11. Dan Laskero (So.)—15:35 (2013 PCI)
12. Nico Calderon (So.)—15:36 (2016 state meet)
13. Max Lehnhardt (So.)—15:37 (2013 PCI)
14. Brad LaRocque (Fr.)—15:37 (2003 state meet)
15. Mark Gentile (So.)—15:41 (2000 PND)



# NEWS AND NOTES

## Time Trial

Saturday, August, 20, 2016

72, downpour, lots of water

### COACH'S COMMENTS:

Our Color Wars represented exactly what the 2016 season will be all about. To accomplish our goals, we will most certainly need to do what is illogical and unlikely. We will need to run through adversity. We will have to problem solve and be intent on our goals every step of the way. We'll need to put our full effort into every moment. Fall asleep for even a second and you will slip or stumble. We'll need energy and enthusiasm even when the dark clouds roll in.

Certainly as you examine times from last year compared to this year, keep in mind we had ideal conditions in 2015. In speaking of last year, let's be clear: we are not *defending* a state title. I don't believe that is possible. That championship is over. We are *building* something this season. There is no defense. It is building our own championship.

As I thought about the course conditions and the rain that was coming down hard, I thought that it was going to be a slightly inaccurate result as far as times are concerned. But I also knew that what I was looking for wasn't the times, as much as they give you a clear indicator. I was looking for our three goals for the week: unity, energy and competitiveness. In these categories we did very well, particularly the energy and unity. We came together much more as a team this week, we got to know more about each other, and we added some more guys to our team numbers, making us that much stronger. We had a ton of energy. The spirit of the color teams was phenomenal. The Saturday Night White Fever entrance was unforgettable. Great choreography. Trump Concession Speech Gold managed to find the luxury car to usher them in with Gonsch fully outfitted with the comb over. They were huge. Poetry Plum had a week long Twitter attack of poetry and then a big time poetry slam with plums and juice to snack on. Great stuff...not so sure about the quality of some of the poetry, but I'll overlook that. It was definitely the first time Twitter was used as a spirit tool in our annual contest. Poodle Skirt also had a grand entrance via convertible and pink everywhere. Without question, my personal favorite prop of the entire day was Grant Giblin soaking calmly in the bubble bath. I voted for Bubble Bath on some level simply because of that phenomenal scene. No doubt five years from now that is the image I'll remember from Saturday.

Then, of course, it was time for what we came to Turtlehead to do: race. We had some positives: 32 of the 39 guys who raced last year ran faster despite the conditions. Once again, 2015 was run in dry, comfortable, sunny and calm conditions. Given the fact that we were racing through puddles, long grass, and some serious rain, I was actually surprised we had that many people run faster than last year. **Dylan Jacobs** set the tone for us right away running the fourth fastest time in Color Wars history only to Sean Torpy(3<sup>rd</sup> in state), Max Lehnhardt(13<sup>th</sup> in state) and Lukas Verzbicas(state and NXN and Footlocker national champion). He took control of the race from the start and flew solo the whole way. He'll get tested when we go to Lyons in less than two weeks. We need Skucas to get up with Dylan where he belongs. **Alex Szymanski** shows us a guy who is actually burning the boats. I said to Coach Tarjan the first practice of the season: "Szymanski is on a mission. I like guys on a mission. I bet on guys who are on a mission." It's rare to see. Everyone trains. Everyone works hard. Everyone races and hurts. But some guys are *compelled*. They are full of desire. It's not just passion, although passion fuels them, but it's that they have a certainty about their goals, they have fire in their eyes, they are able to take their passion and transfer it into competitive fire and relentless work ethic. There's no hesitancy. No holding back. That's what I see in Szymanski. He won't be denied. Period. On Saturday he struck me as a 15:00 guy. We'll see where he goes from here. After Alex, the problems started here for us. A nearly one minute gap from 3 to 4 is a recipe for a team that ends their season at Sectionals. I was surprised at how many people felt we raced well and that we "burned the boats" in their race reflection, because our performance does not match our goals. I've been yelling at practice about gaps and consistency. As I always say, being a strong person comes first, then you become a strong runner. As I see you allow a gap on a run, I see a gap in toughness and stubborn competitiveness. If it's okay at any point, then it's an option for you. **Tough racing leaves no alternatives in your mentality.** As I've seen inconsistency, I see an inability to be ready for practice or, even more frightening, a willingness to settle. Keep in mind, we all have within us the willingness to give up and the will to succeed. Starve one mentality, feed the other. Do this on a daily basis. **Ben Cachares** had one of the races of the day. I've been wondering if we were going to ever see him *really* pop—he does everything right. I believe firmly that when you do things the right way and you have the right mentality, over time that stuff finds a way. So, I've been looking for that "pop" from him. He's had good performances and solid times, but I think Saturday was the first time he showed himself as a real Sandburg varsity cross country racer. **David Alvarez** put together a solid first ever cross country race—he can go out harder and commit to the pace earlier, but he has been a great addition to the team. Let me say a word about **Patrick Morris**. I love this guy's determination. He dropped nearly 3 minute even though the weather was terrible, but you wouldn't know it from his race reflection. First of all, Morris always works his butt off. Always. He's taken himself from a 23:44 freshman to a 17:40 junior, a great lesson for everyone. He writes, "I felt we didn't burn all of the boats. We didn't set any limits or make any excuses about the rain, but we had some big gaps that we need to close," and he added that he "didn't hurt hard at the end as I should have." **Peter Bukuri** showed that he likes to race. I said that we need to love competing more than we love running...Bukuri seems to be a guy who loves to compete. I was also happy with **John Cunningham**. He's been such a critical part of our crew. He is the kind of guy who challenges everyone by being so determined. How can you lay off when you have a guy like that around? **Jack Fornaris** also raced really well, dropping 2:30. He just quietly goes about his business and keeps grinding. **Matthew Carlson** managed to cut four minutes off his time trial time! Amazing! Great work! That's the name of the game. Keep working, keep grinding, keeping improving, one second at a time. Soon enough you find yourself among the best. That's what our program thrives on. I can't say how excited I am about this freshman class. What a group! **Sam Rodriguez** ran about the same time as Dylan Jacobs did as a freshman(17:32), only Dylan ran in better conditions. The **Giblin**s were rolling 2:26 faster than a year ago in a monsoon. Then we had a group of tough

mindful, hard working guys that make a cross country team a championship cross country team. Guys like Serdar, Hernandez, McGrath, Cosler, Miller, Bruce. Guys, I'm telling you, this group can be something very special. This isn't my first rodeo. I've watched class after class roll through careers. This class can be special.

So the fates handed us some challenging circumstances on Saturday and we responded with enthusiasm. We had the breakfast spread. We had the team color contest in full gear. We did things the right way and were together and tough. We competed hard. We worked through the tough spots. This is what we'll need this season. It was a very imperfect start that was perfect way for us to start.

**TIDBITS:** >>Support Squad begins this week >>Pre-SWSC Tuesday at Turtlehead Lake. PARENT NIGHT ON WEDNESDAY AT 7:00 IN EAGLE GYM

**THANK YOU TO THE PARENTS AND RUNNERS FOR THE WONDERFUL BREAKFAST ON SATURDAY!!!**

**WHAT'S NEXT:** Training and more training. We'll have practice on Saturday at 9:00.

|                    | <u>Time</u> | <u>2015 (78, perfect)</u> |       |                    | <u>Time</u>       | <u>2015</u> |
|--------------------|-------------|---------------------------|-------|--------------------|-------------------|-------------|
| 1. Jacobs          | 15:09       |                           | 15:21 |                    |                   |             |
| 2. Skucas          | 15:53       |                           | 15:15 | 37. Bruce          | 20:23             |             |
| 3. Szymanski       | 15:57       |                           | 16:43 | 38. G Giblin       | 20:24             | 22:45       |
| 4. R. Sieczkowski  | 16:49       |                           | 17:57 | 39. Sak            | 20:24             | 23:09       |
| 5. Marchese        | 16:59       |                           | 17:14 | 40. Miller         | 20:28             |             |
| 6. Calderon        | 17:03       |                           | 18:11 | 41. Norm           | 20:29             | 22:33       |
| 7. Cachares        | 17:05       |                           | 17:53 | 42. Spaagaren      | 20:38             | 25:33       |
| 8. Gonsch          | 17:10       |                           | 17:02 | 43. M Claire       | 20:45             | 23:03       |
| 9. Osborne         | 17:21       |                           |       | 44. Mathas         | 21:02             | 21:39       |
| 10. Alvarez        | 17:30       |                           |       | 45. Pittacora      | 21:12             | 23:24       |
| 11. Furmanek       | 17:30       |                           | 18:40 | 46. Walsh          | 21:25             |             |
| 12. Rodriguez      | 17:38       |                           | 19:04 | 47. Kenes          | 21:32             | 22:09       |
| 13. Morris         | 17:40       |                           | 20:32 | 48. Kronenberger   | 21:49             |             |
| 14. Bukuri         | 17:53       |                           | 21:04 | 49. Mendoza        | 21:54             | 23:15       |
| 15. Papan          | 17:55       |                           | 17:47 | 50. Lane           | 21:57             | 21:13       |
| 16. Devlin         | 18:03       |                           |       | 51. Rutkowski      | 21:59             |             |
| 17. Duffy          | 18:08       |                           | 18:00 | 52. Pierson        | 22:00             |             |
| 18. Cunningham     | 18:08       |                           | 21:07 | 53. R Apter        | 22:21             |             |
| 19. Wagner         | 18:25       |                           | 18:16 | 54. Carlson        | 22:22             | 26:20       |
| 20. Fornaris       | 18:36       |                           | 20:52 | 55. Villanueva     | 22:48             |             |
| 21. G Lehnhardt    | 18:42       |                           | 19:09 | 56. Malysz         | 23:09             |             |
| 22. Kos            | 18:49       |                           |       | 57. Nimr           | 23:18* cut course |             |
| 23. W Giblin       | 18:50       |                           | 21:16 | 58. LeGrand        | 23:39             |             |
| 24. B Giblin       | 18:50       |                           | 21:16 | 59. Williams       | 23:55             |             |
| 25. Nolan          | 18:53       |                           | 18:22 | 60. Hurd           | 24:17             |             |
| 26. Walter         | 18:53       |                           | 21:11 | 61. K. Hurley      | 24:21             |             |
| 27. Apellido       | 18:54       |                           | 23:24 | 62. Slack          | 24:51             |             |
| 28. Starzec        | 19:05       |                           | 18:41 | 63. M. Hurley      | 24:21             |             |
| 29. Serdar         | 19:10       |                           |       | 64. Murphy         | 26:03             |             |
| 30. R Apter        | 19:29       |                           | 22:21 | 65. Campbossa      | 26:45             |             |
| 31. Hernandez      | 19:36       |                           |       | 66. Karp           | 26:45             |             |
| 32. McGrath        | 19:38       |                           |       | 67. McCue          | 26:54             |             |
| 33. T Sieczkowski  | 19:39       |                           | 22:46 | 68. Cliff Clavin   | 29:00             |             |
| 34. E Miranda-Gale | 19:52       |                           |       | 69. D Miranda-Gale | 29:39             |             |
| 35. Cosler         | 20:08       |                           | 22:57 | 70. Newsom         | 36:21             |             |
| 36. A Carollo      | 20:08       |                           | 21:31 | 71. Burns          | 36:38             |             |

Team Places: 1. Poetry Plum—120 2. Saturday Night Fever—124 3. Bubble Bath—127  
4. Poodle Skirt Pink—129 5. Trump Gold—177



# NEWS AND NOTES

Pre-SWSC

Turtlehead Lake--Andrew

Tuesday, August, 23, 2016

80, calm, beautiful

**COACH'S COMMENTS:** What a great sight to see the Sandburg uniforms back in actions after a three month layoff! There are few things I enjoy more than watching true Sandburg runners compete. When you throw that jersey on you are representing a great tradition with a lot of people behind you. The name and the uniform has been built up by many people who worked incredibly hard and raced with guts and determination. They ran the same trails you run, the same workouts, had the same challenges and rewards, and now you are the ones who get to represent the program in competition. While they do provide scores for this meet, it is by and large a practice meet. Teams handle it differently strategically and it is generally viewed as a dress rehearsal for the real deal next weekend. We were viewing it as an opportunity to make a little progress in some areas we know will be critical for our success: eliminating the gap on our varsity, both mentally and physically; F/S guys to own the uniform and compete hard; no excuses; and to attack the race aggressively, even if it cost us. I was pleased with what we were able to get out of this race.

Connor Devlin went out blasting from the gun. I liked his aggressiveness. He wasn't going to assume anyone can beat him—I love that. In only his second race he was showing signs of championship character. He will need to learn how to work through that third mile better to start winning some races, but it's a good start for him. Now he can focus on bringing that Lockport kid in by the end of the season at Conference. John Cunningham showed off what a year of hard work does—he's racing on another level than he was a year ago and is at the forefront of the conference. The Giblins showed tough racing, working together and fighting throughout the race. They found their position in 12<sup>th</sup> by the mile and toughed it out to stay there. Ethan Miranda-Gale had one of the best races of the day. He was 37<sup>th</sup> place at the mile and worked his way to pass 13 runners. I like that he was competing throughout the whole race and not merely running with people. He was trying to beat people. Diego Hernandez put together another great race. I love Diego's attitude and work ethic. I know he is going to be a great runner because he has the character to be great. I'm really excited about him. I'm also incredibly proud of Gavin Burns. While his time is not one of our best times, I just can't say enough about him. Guys around him were cutting the course and he refused to. He is out there battling for longer than anyone and I can truly tell he is giving it everything he has at all times. He is going to be such an important part of our team because he adds to our culture and is a guy who wants to work hard, give it his all, do everything at practice to improve, including the so-called "little things." I see him doing all of our plyometrics and dynamic stretches with attention and effort, I see him wanting to get better, I see him putting in one of the highest levels of effort of anyone on the entire team. I love it. I'm so glad he came out for our team.

Our varsity group had some more specific race plans: get out hard and take the race from the start. Cut the gap down. Raise your level of personal belief. Once again, I liked some of our progress in just a couple of days. Martin Skucas didn't wait for Dylan and he was pressing throughout the race to beat him—that's big time mentality. Robbie Sieczkowski made me really excited. He clearly took a step in his own personal belief of where he belongs and cut the gap down a bit. Overall, we were much more aggressive. That's what I want to see more of.

We have some specific goals for the varsity: Dylan needs to be attentive and do the extra strength assignments and stay healthy; we need to cut the gap to 1:00 by the end of the season. With Dylan potentially being a low, low 14:00 guy, a one minute gap would be tough to beat. Robbie took a really good step. Who will get up there with him and Szymanski? We need consistency in practice and no excuses. A real FUM. We have a lot of work to do, so let's get after it!

**WHAT'S NEXT: Lyons INV—9/3; Freshmen; Sophomore; Varsity and Open races**

**Soph Results: 1. Sandburg—54 2. Lockport--62 3. LWC--103 4. BB--111 5. LWE--123**

1. Paske (Lockport)—17:09

3. Devlin—17:49

5. Cunningham—17:59

12. W Giblin—18:24

13. B Giblin—18:24

21. Walter—19:04

23. Apellido—19:07

24. E Miranda-Gale—19:12

26. Apter—19:15

27. Hernandez—19:15

31. Bukuri—19:19

36. McGrath—19:30

40. Miller—19:36

46. Bruce—19:54

47. Sak—19:54  
51. Mathas—20:06  
53. Kronenberger—20:12  
55. Carollo—20:22  
65. Spaagaren—20:40  
66. Cosler—20:43  
75. Claire—20:55  
79. Pearson—21:05  
86. Pittacora—21:23  
87. Kenes—21:25  
89. Lane—21:27  
91. Walsh—21:31  
94. Hurd—21:46  
101. Rutkowski—22:10  
104. Carlson—22:16  
128. Karp—23:42  
133. Slack—24:00  
140. Murphy—24:24  
146. Williams—24:35  
147. McKeough—24:39  
155. Campobasso—25:38  
180. Burns—33:49

Varsity:

1. Sandburg—27   2. LWE—77   3. LWW—96   4. LWC—112   5. Lockport—139  
1. Jacobs—15:22  
2. Skucas—15:48  
4. Szymanski—16:17  
6. Sieczkowski—16:21  
14. Calderon—16:53  
18. Alvarez—17:03  
24. Cachares—17:14  
26. Marchese—17:22  
33. Furmanek—17:34  
35. Gonsch—17:37  
41. Duffy—17:53  
42. Wagner—17:55  
45. Morris—18:03  
48. Papan—18:18  
62. Nolan—18:55  
76. Fornaris—19:24  
78. Kos—19:28  
84. Starzec—19:39  
98. Mooazam—20:13  
134. Villaneuva—22:11  
138. LeGrand—22:21  
167. D Miranda-Gale—27:26

# SWSC PRESEASON CROSS COUNTRY MEET

## Overall Finish List

Race Date  
August 23, 2016

### VARSITY BOYS

| <u>Overall*</u> | <u>Name</u>        | <u>Team</u> | <u>Bib No</u> | <u>Age</u> | <u>Gender</u> | <u>AG Place</u> | <u>Time</u> | <u>Pace</u> |
|-----------------|--------------------|-------------|---------------|------------|---------------|-----------------|-------------|-------------|
| 1               | Dylan Jacobs       | SANDBURG    | 605           | 0          | M             | 1 Male 99       | 15:22.1     | 5:07/M      |
| 2               | Martin Skucas      | SANDBURG    | 634           | 0          | M             | 2 Male 99       | 15:48.6     | 5:16/M      |
| 3               | Evan Mitchell      | LWW         | 371           | 0          | M             | 3 Male 99       | 16:02.8     | 5:21/M      |
| 4               | Alex Szymanski     | SANDBURG    | 638           | 0          | M             | 4 Male 99       | 16:17.4     | 5:26/M      |
| 5               | Leonard Baumann    | BRADLEY     | 460           | 0          | M             | 5 Male 99       | 16:19.7     | 5:26/M      |
| 6               | Robbie Sieczkowski | SANDBURG    | 633           | 0          | M             | 6 Male 99       | 16:21.7     | 5:27/M      |
| 7               | Zak Hutchinson     | LWC         | 786           | 0          | M             | 7 Male 99       | 16:23.8     | 5:28/M      |
| 8               | Noah Healy         | LWE         | 195           | 0          | M             | 8 Male 99       | 16:27.9     | 5:29/M      |
| 9               | Jonathan Stiglic   | LWW         | 375           | 0          | M             | 9 Male 99       | 16:29.2     | 5:30/M      |
| 10              | Josh Perch         | LWC         | 802           | 0          | M             | 10 Male 99      | 16:31.4     | 5:30/M      |
| 11              | Ryan Taylor        | LWW         | 827           |            | M             | 11 Male 99      | 16:35.6     | 5:32/M      |
| 12              | Brett Gardner      | LWE         | 191           | 0          | M             | 12 Male 99      | 16:40.1     | 5:33/M      |
| 13              | Michael Trost      | LWE         | 236           | 0          | M             | 13 Male 99      | 16:49.6     | 5:36/M      |
| 14              | Nico Calderon      | SANDBURG    | 589           | 0          | M             | 14 Male 99      | 16:53.1     | 5:38/M      |
| 15              | Cade Musich        | LOCKPORT    | 78            | 0          | M             | 15 Male 99      | 16:58.2     | 5:39/M      |
| 16              | Anthony Koncius    | STAGG       | 420           | 0          | M             | 16 Male 99      | 16:59.9     | 5:40/M      |
| 17              | Joshua Beyler      | BOLINGBROOK | 715           | 0          | M             | 17 Male 99      | 17:01.2     | 5:40/M      |
| 18              | David Alvarez      | SANDBURG    | 583           | 0          | M             | 18 Male 99      | 17:03.4     | 5:41/M      |
| 19              | Jared Tarantino    | STAGG       | 435           | 0          | M             | 19 Male 99      | 17:05.9     | 5:42/M      |
| 20              | Caleb Robertson    | BOLINGBROOK | 729           | 0          | M             | 20 Male 99      | 17:06.2     | 5:42/M      |
| 21              | Scott Platek       | LWE         | 223           | 0          | M             | 21 Male 99      | 17:09.1     | 5:43/M      |
| 22              | Kevin Nolan        | LWC         | 801           | 0          | M             | 22 Male 99      | 17:10.5     | 5:43/M      |
| 23              | Jake West          | LWE         | 239           | 0          | M             | 23 Male 99      | 17:13.3     | 5:44/M      |
| 24              | Morrie Schwarz     | SANDBURG    | 632           | 0          | M             | 24 Male 99      | 17:14.1     | 5:45/M      |
| 25              | Harry Osborne      | THORNTON    | 529           | 0          | M             | 25 Male 99      | 17:14.8     | 5:45/M      |
| 26              | Tom Marchese       | SANDBURG    | 613           | 0          | M             | 26 Male 99      | 17:22.0     | 5:47/M      |
| 27              | Coby Hageman       | BOLINGBROOK | 722           | 0          | M             | 27 Male 99      | 17:23.7     | 5:48/M      |
| 28              | Tommy Doyle        | ANDREW      | 290           | 0          | M             | 28 Male 99      | 17:24.9     | 5:48/M      |
| 29              | Jeremy Stajkowski  | LWE         | 234           | 0          | M             | 29 Male 99      | 17:29.0     | 5:50/M      |
| 30              | Arij Najeeb        | BOLINGBROOK | 727           | 0          | M             | 30 Male 99      | 17:30.1     | 5:50/M      |
| 31              | Robert Elwood      | LOCKPORT    | 57            | 0          | M             | 31 Male 99      | 17:32.8     | 5:51/M      |
| 32              | Lucas Czerwonka    | LOCKPORT    | 52            | 0          | M             | 32 Male 99      | 17:33.7     | 5:51/M      |
| 33              | Xander Furmanek    | SANDBURG    | 600           | 0          | M             | 33 Male 99      | 17:34.5     | 5:51/M      |
| 34              | Nolan Oneil        | LOCKPORT    | 79            | 0          | M             | 34 Male 99      | 17:35.3     | 5:52/M      |
| 35              | Nick Gonsch        | SANDBURG    | 603           | 0          | M             | 35 Male 99      | 17:37.3     | 5:52/M      |
| 36              | Will Evans         | LWE         | 183           | 0          | M             | 36 Male 99      | 17:38.3     | 5:53/M      |
| 37              | Justin Hobart      | STAGG       | 418           | 0          | M             | 37 Male 99      | 17:40.5     | 5:53/M      |
| 38              | Anthony Iozzo      | LWE         | 199           | 0          | M             | 38 Male 99      | 17:47.1     | 5:56/M      |
| 39              | David Krzysiak     | LOCKPORT    | 71            | 0          | M             | 39 Male 99      | 17:48.2     | 5:56/M      |
| 40              | Brady Green        | LWW         | 364           | 0          | M             | 40 Male 99      | 17:50.4     | 5:57/M      |
| 41              | Brendan Duffy      | SANDBURG    | 598           | 0          | M             | 41 Male 99      | 17:53.3     | 5:58/M      |
| 42              | Ryan Wagner        | SANDBURG    | 640           | 0          | M             | 42 Male 99      | 17:55.4     | 5:58/M      |
| 43              | Nate Rittenbacher  | LWC         | 805           | 0          | M             | 43 Male 99      | 17:56.2     | 5:59/M      |
| 44              | Justin Hearne      | LWC         | 785           | 0          | M             | 44 Male 99      | 18:02.7     | 6:01/M      |
| 45              | Patrick Morris     | SANDBURG    | 621           | 0          | M             | 45 Male 99      | 18:03.7     | 6:01/M      |
| 46              | Kyle Auchstetter   | LWW         | 360           | 0          | M             | 46 Male 99      | 18:05.3     | 6:02/M      |
| 47              | Zach Joaquin       | BRADLEY     | 470           | 0          | M             | 47 Male 99      | 18:11.2     | 6:04/M      |

\*Overall place among males only

# SWSC PRESEASON CROSS COUNTRY MEET

Race Date

August 23, 2016

## Overall Finish List

### VARSITY BOYS

| <u>Overall*</u> | <u>Name</u>       | <u>Team</u>    | <u>Bib No</u> | <u>Age</u> | <u>Gender</u> | <u>AG Place</u> | <u>Time</u> | <u>Pace</u> |
|-----------------|-------------------|----------------|---------------|------------|---------------|-----------------|-------------|-------------|
| 48              | Danny Papan       | SANDBURG       | 625           | 0          | M             | 48 Male 99      | 18:18.6     | 6:06/M      |
| 49              | Sam Chomiak       | LWE            | 172           | 0          | M             | 49 Male 99      | 18:20.4     | 6:07/M      |
| 50              | Nathan Tuskan     | LWC            | 813           | 0          | M             | 50 Male 99      | 18:29.7     | 6:10/M      |
| 51              | Andrew Hensen     | LOCKPORT       | 62            | 0          | M             | 51 Male 99      | 18:31.0     | 6:10/M      |
| 52              | Kern Rodrigues    | LWC            | 806           | 0          | M             | 52 Male 99      | 18:31.4     | 6:10/M      |
| 53              | Justin George     | ANDREW         | 294           | 0          | M             | 53 Male 99      | 18:31.9     | 6:10/M      |
| 54              | Matthew Jung      | LWE            | 201           | 0          | M             | 54 Male 99      | 18:32.6     | 6:11/M      |
| 55              | Konrad Shirley    | LWE            | 232           | 0          | M             | 55 Male 99      | 18:33.5     | 6:11/M      |
| 56              | Ethan Wesner      | LWE            | 238           | 0          | M             | 56 Male 99      | 18:34.6     | 6:11/M      |
| 57              | Stewart Keene     | HOMEWOOD-FLOSS | 515           | 0          | M             | 57 Male 99      | 18:36.3     | 6:12/M      |
| 58              | Mitchell Troester | LWC            | 812           | 0          | M             | 58 Male 99      | 18:39.4     | 6:13/M      |
| 59              | Kyle Madura       | STAGG          | 423           | 0          | M             | 59 Male 99      | 18:44.5     | 6:15/M      |
| 60              | Liam Kennedy      | LOCKPORT       | 68            | 0          | M             | 60 Male 99      | 18:45.6     | 6:15/M      |
| 61              | David Nino        | LWE            | 218           | 0          | M             | 61 Male 99      | 18:50.0     | 6:17/M      |
| 62              | Josh Nolan        | SANDBURG       | 624           | 0          | M             | 62 Male 99      | 18:55.8     | 6:18/M      |
| 63              | Bradley Coen      | HOMEWOOD-FLOSS | 504           | 0          | M             | 63 Male 99      | 18:58.1     | 6:19/M      |
| 64              | Edgar Vea         | LWC            | 814           | 0          | M             | 64 Male 99      | 18:59.4     | 6:20/M      |
| 65              | Khamis Sulieman   | STAGG          | 433           | 0          | M             | 65 Male 99      | 19:07.4     | 6:22/M      |
| 66              | Cade Vctor        | LWW            | 380           | 0          | M             | 66 Male 99      | 19:09.4     | 6:23/M      |
| 67              | Andrew Haynie     | ANDREW         | 295           | 0          | M             | 67 Male 99      | 19:11.4     | 6:24/M      |
| 68              | John Donovan      | LWE            | 181           | 0          | M             | 68 Male 99      | 19:13.2     | 6:24/M      |
| 69              | Nick Sulich       | LOCKPORT       | 90            | 0          | M             | 69 Male 99      | 19:13.9     | 6:24/M      |
| 70              | Joey Schuetz      | LWE            | 230           | 0          | M             | 70 Male 99      | 19:15.5     | 6:25/M      |
| 71              | Cristian Nolasco  | LWE            | 219           | 0          | M             | 71 Male 99      | 19:18.0     | 6:26/M      |
| 72              | Eric Ballard      | ANDREW         | 286           | 0          | M             | 72 Male 99      | 19:21.0     | 6:27/M      |
| 73              | Mark Bennett      | BOLINGBROOK    | 714           | 0          | M             | 73 Male 99      | 19:21.9     | 6:27/M      |
| 74              | Salah Mustafa     | ANDREW         | 309           | 0          | M             | 74 Male 99      | 19:22.7     | 6:27/M      |
| 75              | Joseph Henry      | HOMEWOOD-FLOSS | 508           | 0          | M             | 75 Male 99      | 19:23.5     | 6:28/M      |
| 76              | Jack Fornaris     | SANDBURG       | 599           | 0          | M             | 76 Male 99      | 19:24.1     | 6:28/M      |
| 77              | Shivam Patel      | LWE            | 221           | 0          | M             | 77 Male 99      | 19:24.6     | 6:28/M      |
| 78              | Connor Kos        | SANDBURG       | 608           | 0          | M             | 78 Male 99      | 19:28.4     | 6:29/M      |
| 79              | Devin McGreal     | LWC            | 797           | 0          | M             | 79 Male 99      | 19:29.8     | 6:30/M      |
| 80              | Arnas Liesis      | STAGG          | 422           | 0          | M             | 80 Male 99      | 19:32.7     | 6:31/M      |
| 81              | Daniel Lenz       | LWW            | 369           | 0          | M             | 81 Male 99      | 19:33.7     | 6:31/M      |
| 82              | Dylan McCarthy    | LOCKPORT       | 76            | 0          | M             | 82 Male 99      | 19:34.1     | 6:31/M      |
| 83              | Matt Rodriguez    | ANDREW         | 317           | 0          | M             | 83 Male 99      | 19:37.1     | 6:32/M      |
| 84              | David Starzec     | SANDBURG       | 637           | 0          | M             | 84 Male 99      | 19:39.7     | 6:33/M      |
| 85              | Henry Roter       | BRADLEY        | 481           | 0          | M             | 85 Male 99      | 19:45.8     | 6:35/M      |
| 86              | Zachary Purcell   | LWE            | 225           | 0          | M             | 86 Male 99      | 19:47.2     | 6:36/M      |
| 87              | Kenny Belavich    | LWE            | 169           | 0          | M             | 87 Male 99      | 19:49.4     | 6:36/M      |
| 88              | Mike Lomalie      | LWW            | 370           | 0          | M             | 88 Male 99      | 19:50.5     | 6:37/M      |
| 89              | David Martin      | BRADLEY        | 474           | 0          | M             | 89 Male 99      | 19:52.0     | 6:37/M      |
| 90              | Devon Harris      | BRADLEY        | 468           | 0          | M             | 90 Male 99      | 19:52.9     | 6:37/M      |
| 91              | Dominick Creed    | LOCKPORT       | 50            | 0          | M             | 91 Male 99      | 19:55.7     | 6:38/M      |
| 92              | Sean Dennelly     | LWC            | 777           | 0          | M             | 92 Male 99      | 19:57.9     | 6:39/M      |
| 93              | Brian Weber       | ANDREW         | 326           | 0          | M             | 93 Male 99      | 19:58.5     | 6:39/M      |
| 94              | Thomas Burchett   | LWC            | 774           | 0          | M             | 94 Male 99      | 20:02.8     | 6:41/M      |

\*Overall place among males only

# SWSC PRESEASON CROSS COUNTRY MEET

Race Date

August 23, 2016

## Final Team Results

### Boys

#### VARSITY BOYS

| <u>Bib No</u>          | <u>Name</u>  | <u>Overall Place</u>       | <u>Cumulative Place</u> | <u>Time</u> | <u>Cumulative Time</u> | <u>Time Back</u> |
|------------------------|--|----------------------------|-------------------------|-------------|------------------------|------------------|
| <b>Team - SANDBURG</b> |  | <b>Finish Position - 1</b> |                         |             |                        |                  |
| Team Score (places):27 |  | Average Time: 16:08.6      |                         |             |                        |                  |
| 1                      | 605 Dylan Jacobs   | 1                          | 1                       | 15:22.1     | 15:22.1                | 0:00.0           |
| 2                      | 634 Martin Skucas  | 2                          | 3                       | 15:48.6     | 31:10.7                | 0:26.4           |
| 3                      | 638 Alex Szymanski   | 4                          | 7                       | 16:17.4     | 47:28.1                | 0:55.2           |
| 4                      | 633 Robbie Sieczkowski                                     | 6                          | 13                      | 16:21.7     | 1:03:49.8              | 0:59.5           |
| 5                      | 589 Nico Calderon  | 14                         | 27                      | 16:53.1     | 1:20:43.0              | 1:30.9           |
| 6                      | 583 David Alvarez  | (18)                       | (45)                    | 17:03.4     | 1:37:46.4              | 1:41.2           |
| 7                      | 632 <del>Monie Schwarz</del> Ben Cachares                  | (24)                       | (69)                    | 17:14.1     | 1:55:00.5              | 1:52.0           |
| 8                      | 613 Tom Marchese   | More Than 7                |                         | 17:22.0     | 2:12:22.6              | 1:59.9           |
| 9                      | 600 Xander Furmanek  | More Than 7                |                         | 17:34.5     | 2:29:57.2              | 2:12.4           |
| 10                     | 603 Nick Gonsch  | More Than 7                |                         | 17:37.3     | 2:47:34.5              | 2:15.1           |
| 11                     | 598 Brendan Duffy  | More Than 7                |                         | 17:53.3     | 3:05:27.8              | 2:31.2           |
| 12                     | 640 Ryan Wagner  | More Than 7                |                         | 17:55.4     | 3:23:23.3              | 2:33.2           |
| 13                     | 621 Patrick Morris   | More Than 7                |                         | 18:03.7     | 3:41:27.0              | 2:41.5           |
| 14                     | 625 Danny Papan  | More Than 7                |                         | 18:18.6     | 3:59:45.6              | 2:56.4           |
| 15                     | 624 Josh Nolan   | More Than 7                |                         | 18:55.8     | 4:18:41.5              | 3:33.7           |
| 16                     | 599 Jack Fornaris  | More Than 7                |                         | 19:24.1     | 4:38:05.7              | 4:02.0           |
| 17                     | 608 Connor Kos   | More Than 7                |                         | 19:28.4     | 4:57:34.1              | 4:06.3           |
| 18                     | 637 David Starzec  | More Than 7                |                         | 19:39.7     | 5:17:13.9              | 4:17.5           |
| 19                     | 620 Noor Moazam <i>Christian Villeneuve</i>                | More Than 7                |                         | 20:13.2     | 5:37:27.1              | 4:51.0           |
| 20                     | 597 <del>M. H. Lafayette Dubose</del> <i>James LeGrand</i> | More Than 7                |                         | 22:11.5     | 5:59:38.6              | 6:49.4           |
| 21                     | 593 <del>Regan Chillingworth</del>                         | More Than 7                |                         | 22:21.7     | 6:22:00.4              | 6:59.5           |
| 22                     | 618 Deacon Miranda-Gale                                    | More Than 7                |                         | 27:26.3     | 6:49:26.7              | 12:04.2          |

#### Team - LWE

Finish Position - 2

Team Score (places):77

Average Time: 16:52.0

|    |                       |             |       |         |           |        |
|----|-----------------------|-------------|-------|---------|-----------|--------|
| 1  | 195 Noah Healy        | 8           | 8     | 16:27.9 | 16:27.9   | 0:00.0 |
| 2  | 191 Brett Gardner     | 12          | 20    | 16:40.1 | 33:08.0   | 0:12.2 |
| 3  | 236 Michael Trost     | 13          | 33    | 16:49.6 | 49:57.7   | 0:21.7 |
| 4  | 223 Scott Platek      | 21          | 54    | 17:09.1 | 1:07:06.9 | 0:41.2 |
| 5  | 239 Jake West         | 23          | 77    | 17:13.3 | 1:24:20.3 | 0:45.4 |
| 6  | 234 Jeremy Stajkowski | (27)        | (104) | 17:29.0 | 1:41:49.4 | 1:01.1 |
| 7  | 183 Will Evans        | (32)        | (136) | 17:38.3 | 1:59:27.7 | 1:10.4 |
| 8  | 199 Anthony Iozzo     | More Than 7 |       | 17:47.1 | 2:17:14.8 | 1:19.2 |
| 9  | 172 Sam Chomiak       | More Than 7 |       | 18:20.4 | 2:35:35.3 | 1:52.4 |
| 10 | 201 Matthew Jung      | More Than 7 |       | 18:32.6 | 2:54:07.9 | 2:04.7 |
| 11 | 232 Konrad Shirley    | More Than 7 |       | 18:33.5 | 3:12:41.5 | 2:05.6 |
| 12 | 238 Ethan Wesner      | More Than 7 |       | 18:34.6 | 3:31:16.1 | 2:06.7 |
| 13 | 218 David Nino        | More Than 7 |       | 18:50.0 | 3:50:06.2 | 2:22.1 |
| 14 | 181 John Donovan      | More Than 7 |       | 19:13.2 | 4:09:19.5 | 2:45.3 |
| 15 | 230 Joey Schuetz      | More Than 7 |       | 19:15.5 | 4:28:35.0 | 2:47.6 |

# SWSC PRESEASON CROSS COUNTRY MEET

Race Date

August 23, 2016

## Overall Finish List

### FRESH/SOPH BOYS

| <u>Overall*</u> | <u>Name</u>        | <u>Team</u> | <u>Bib No</u> | <u>Age</u> | <u>Gender</u> | <u>AG Place</u> | <u>Time</u> | <u>Pace</u> |
|-----------------|--------------------|-------------|---------------|------------|---------------|-----------------|-------------|-------------|
| 1               | Donovan Paske      | LOCKPORT    | 81            | 0          | M             | 1 Male 99       | 17:09.9     | 5:43/M      |
| 2               | Jared Kreis        | LWC         | 792           | 0          | M             | 2 Male 99       | 17:39.9     | 5:53/M      |
| 3               | Connor Devlin      | SANDBURG    | 596           | 0          | M             | 3 Male 99       | 17:49.5     | 5:56/M      |
| 4               | Moe Maro           | ANDREW      | 304           | 0          | M             | 4 Male 99       | 17:53.9     | 5:58/M      |
| 5               | John Cunningham    | SANDBURG    | 595           | 0          | M             | 5 Male 99       | 17:59.7     | 6:00/M      |
| 6               | Tyler Cushing      | BOLINGBROOK | 720           | 0          | M             | 6 Male 99       | 18:02.6     | 6:01/M      |
| 7               | Mark Pickering     | BRADLEY     | 478           | 0          | M             | 7 Male 99       | 18:06.9     | 6:02/M      |
| 8               | Jacob Fritz        | BRADLEY     | 465           | 0          | M             | 8 Male 99       | 18:17.0     | 6:06/M      |
| 9               | Alex Kistinger     | LOCKPORT    | 69            | 0          | M             | 9 Male 99       | 18:17.9     | 6:06/M      |
| 10              | Jackson Burriss    | LWC         | 775           | 0          | M             | 10 Male 99      | 18:18.2     | 6:06/M      |
| 11              | Jack Ballard       | ANDREW      | 287           | 0          | M             | 11 Male 99      | 18:18.9     | 6:06/M      |
| 12              | Will Giblin        | SANDBURG    | 602           | 0          | M             | 12 Male 99      | 18:24.4     | 6:08/M      |
| 13              | Ben Giblin         | SANDBURG    | 601           | 0          | M             | 13 Male 99      | 18:24.7     | 6:08/M      |
| 14              | Noah Kuxmann       | BRADLEY     | 473           | 0          | M             | 14 Male 99      | 18:26.5     | 6:09/M      |
| 15              | Aidan Pajeau       | LOCKPORT    | 80            | 0          | M             | 15 Male 99      | 18:39.1     | 6:13/M      |
| 16              | Grayson Gonski     | BRADLEY     | 466           | 0          | M             | 16 Male 99      | 18:42.6     | 6:14/M      |
| 17              | Arnulfo Pulido     | LWE         | 224           | 0          | M             | 17 Male 99      | 18:44.3     | 6:15/M      |
| 18              | Russell Simmons    | LOCKPORT    | 86            | 0          | M             | 18 Male 99      | 18:44.7     | 6:15/M      |
| 19              | Ross Cronholm      | LOCKPORT    | 51            | 0          | M             | 19 Male 99      | 18:45.1     | 6:15/M      |
| 20              | Ethan Trost        | LWW         | 378           | 0          | M             | 20 Male 99      | 18:56.3     | 6:19/M      |
| 21              | Ben Walter         | SANDBURG    | 642           | 0          | M             | 21 Male 99      | 19:04.8     | 6:21/M      |
| 22              | Gabriel Haberling  | LWE         | 194           | 0          | M             | 22 Male 99      | 19:06.4     | 6:22/M      |
| 23              | Miles Apellido     | SANDBURG    | 584           | 0          | M             | 23 Male 99      | 19:07.7     | 6:22/M      |
| 24              | Ethan Miranda-Gale | SANDBURG    | 619           | 0          | M             | 24 Male 99      | 19:12.2     | 6:24/M      |
| 25              | Cameron Kavanaugh  | LWE         | 203           | 0          | M             | 25 Male 99      | 19:13.6     | 6:24/M      |
| 26              | Randy Apter        | SANDBURG    | 585           | 0          | M             | 26 Male 99      | 19:15.3     | 6:25/M      |
| 27              | Diego Hernandez    | SANDBURG    | 604           | 0          | M             | 27 Male 99      | 19:15.6     | 6:25/M      |
| 28              | Kyle Kissinger     | LWC         | 791           | 0          | M             | 28 Male 99      | 19:16.3     | 6:25/M      |
| 29              | Erik Johnson       | LWC         | 788           | 0          | M             | 29 Male 99      | 19:17.1     | 6:26/M      |
| 30              | Marc Schelli       | LOCKPORT    | 82            | 0          | M             | 30 Male 99      | 19:18.9     | 6:26/M      |
| 31              | Peter Bukuri       | SANDBURG    | 587           | 0          | M             | 31 Male 99      | 19:19.4     | 6:26/M      |
| 32              | Jacob Heimlich     | LWE         | 196           | 0          | M             | 32 Male 99      | 19:20.1     | 6:27/M      |
| 33              | Tom Arndt          | LWE         | 167           | 0          | M             | 33 Male 99      | 19:20.9     | 6:27/M      |
| 34              | Noah Gehl          | LWE         | 192           | 0          | M             | 34 Male 99      | 19:25.0     | 6:28/M      |
| 35              | Brendan Conroy     | STAGG       | 409           | 0          | M             | 35 Male 99      | 19:28.0     | 6:29/M      |
| 36              | Ian McGrath        | SANDBURG    | 615           | 0          | M             | 36 Male 99      | 19:30.2     | 6:30/M      |
| 37              | Kristian Bielski   | BOLINGBROOK | 716           | 0          | M             | 37 Male 99      | 19:30.9     | 6:30/M      |
| 38              | Benjamin Zinsky    | LWE         | 242           | 0          | M             | 38 Male 99      | 19:31.6     | 6:30/M      |
| 39              | Nolan Krol         | LWW         | 368           | 0          | M             | 39 Male 99      | 19:33.5     | 6:31/M      |
| 40              | Alex Miller        | SANDBURG    | 617           | 0          | M             | 40 Male 99      | 19:36.0     | 6:32/M      |
| 41              | Gavin Villiger     | BOLINGBROOK | 732           | 0          | M             | 41 Male 99      | 19:37.8     | 6:32/M      |
| 42              | Jacob Hinchley     | LOCKPORT    | 64            | 0          | M             | 42 Male 99      | 19:38.6     | 6:33/M      |
| 43              | Ryan Drafke        | LWE         | 182           | 0          | M             | 43 Male 99      | 19:46.1     | 6:35/M      |
| 44              | Lucas Dion         | LWC         | 778           | 0          | M             | 44 Male 99      | 19:48.9     | 6:36/M      |
| 45              | Kyle Pearce        | LWW         | 373           | 0          | M             | 45 Male 99      | 19:51.4     | 6:37/M      |
| 46              | Carson Bruce       | SANDBURG    | 586           | 0          | M             | 46 Male 99      | 19:54.0     | 6:38/M      |
| 47              | Matthew Sak        | SANDBURG    | 631           | 0          | M             | 47 Male 99      | 19:54.5     | 6:38/M      |

\*Overall place among males only

# SWSC PRESEASON CROSS COUNTRY MEET

Race Date

August 23, 2016

## Overall Finish List

### FRESH/SOPH BOYS

| <u>Overall*</u> | <u>Name</u>         | <u>Team</u>    | <u>Bib No</u> | <u>Age</u> | <u>Gender</u> | <u>AG Place</u> | <u>Time</u> | <u>Pace</u> |
|-----------------|---------------------|----------------|---------------|------------|---------------|-----------------|-------------|-------------|
| 48              | Michael Barber      | LOCKPORT       | 45            | 0          | M             | 48 Male 99      | 19:56.6     | 6:39/M      |
| 49              | Chase Jankowski     | LWW            | 365           | 0          | M             | 49 Male 99      | 19:58.0     | 6:39/M      |
| 50              | William Motto       | LWW            | 372           | 0          | M             | 50 Male 99      | 20:04.3     | 6:41/M      |
| 51              | Kyle Mathas         | SANDBURG       | 614           | 0          | M             | 51 Male 99      | 20:06.2     | 6:42/M      |
| 52              | Benjamin Turner     | LOCKPORT       | 92            | 0          | M             | 52 Male 99      | 20:06.9     | 6:42/M      |
| 53              | Steven Kronenberger | SANDBURG       | 610           | 0          | M             | 53 Male 99      | 20:12.4     | 6:44/M      |
| 54              | Ryan Schuetz        | LWE            | 231           | 0          | M             | 54 Male 99      | 20:18.5     | 6:46/M      |
| 55              | Andrew Carollo      | SANDBURG       | 592           | 0          | M             | 55 Male 99      | 20:22.5     | 6:47/M      |
| 56              | Andrew Cook         | LWE            | 174           | 0          | M             | 56 Male 99      | 20:22.8     | 6:47/M      |
| 57              | Wyatt Shipman       | HOMEWOOD-FLOSS | 521           | 0          | M             | 57 Male 99      | 20:25.6     | 6:48/M      |
| 58              | Jeffrey Serafini    | ANDREW         | 321           | 0          | M             | 58 Male 99      | 20:27.3     | 6:49/M      |
| 59              | Logan Molitor       | LOCKPORT       | 77            | 0          | M             | 59 Male 99      | 20:30.3     | 6:50/M      |
| 60              | Ryan McEldowney     | LWE            | 214           | 0          | M             | 60 Male 99      | 20:30.8     | 6:50/M      |
| 61              | Luke Fitzgerald     | LWE            | 187           | 0          | M             | 61 Male 99      | 20:33.2     | 6:51/M      |
| 62              | Jeremy Koerner      | LWW            | 367           | 0          | M             | 62 Male 99      | 20:37.3     | 6:52/M      |
| 63              | Ryan McCoy          | LWE            | 213           | 0          | M             | 63 Male 99      | 20:38.3     | 6:53/M      |
| 64              | Jonathan Sulich     | LOCKPORT       | 89            | 0          | M             | 64 Male 99      | 20:39.8     | 6:53/M      |
| 65              | Jeffrey Spaagaren   | SANDBURG       | 636           | 0          | M             | 65 Male 99      | 20:40.2     | 6:53/M      |
| 66              | Tj Cosler           | SANDBURG       | 594           | 0          | M             | 66 Male 99      | 20:43.5     | 6:54/M      |
| 67              | Ethan Fazio         | LWC            | 781           | 0          | M             | 67 Male 99      | 20:43.9     | 6:54/M      |
| 68              | Matthew Flais       | LWC            | 783           | 0          | M             | 68 Male 99      | 20:45.1     | 6:55/M      |
| 69              | Jazz Jabulani       | HOMEWOOD-FLOSS | 512           | 0          | M             | 69 Male 99      | 20:46.4     | 6:55/M      |
| 70              | Noah Jefferson      | LWC            | 787           | 0          | M             | 70 Male 99      | 20:47.4     | 6:56/M      |
| 71              | Brendan Diamond     | LOCKPORT       | 55            | 0          | M             | 71 Male 99      | 20:47.8     | 6:56/M      |
| 72              | Daniel Warren       | LWC            | 815           | 0          | M             | 72 Male 99      | 20:49.1     | 6:56/M      |
| 73              | Matthew Piotrowski  | HOMEWOOD-FLOSS | 519           | 0          | M             | 73 Male 99      | 20:50.2     | 6:57/M      |
| 74              | Michael Zhan        | LWC            | 817           | 0          | M             | 74 Male 99      | 20:51.2     | 6:57/M      |
| 75              | Charlotte Webb      | SANDBURG       | 643           | 0          | M             | 75 Male 99      | 20:55.0     | 6:58/M      |
| 76              | Huguelet Tommy      | LWW            | 377           | 0          | M             | 76 Male 99      | 21:01.7     | 7:00/M      |
| 77              | Nicholas Holmgren   | HOMEWOOD-FLOSS | 510           | 0          | M             | 77 Male 99      | 21:05.0     | 7:02/M      |
| 78              | Jose Garcia         | HOMEWOOD-FLOSS | 506           | 0          | M             | 78 Male 99      | 21:05.3     | 7:02/M      |
| 79              | Chris Pearson       | SANDBURG       | 626           | 0          | M             | 79 Male 99      | 21:05.7     | 7:02/M      |
| 80              | Colin Hobart        | STAGG          | 417           | 0          | M             | 80 Male 99      | 21:06.0     | 7:02/M      |
| 81              | Julian Esparza      | LWC            | 780           | 0          | M             | 81 Male 99      | 21:08.2     | 7:03/M      |
| 82              | Michael Walkosz     | LOCKPORT       | 93            | 0          | M             | 82 Male 99      | 21:10.0     | 7:03/M      |
| 83              | Jonah Haskins       | LWC            | 784           | 0          | M             | 83 Male 99      | 21:10.8     | 7:03/M      |
| 84              | Kyle Sterling       | LWC            | 811           | 0          | M             | 84 Male 99      | 21:11.8     | 7:04/M      |
| 85              | Chad Yanik          | ANDREW         | 327           | 0          | M             | 85 Male 99      | 21:13.7     | 7:04/M      |
| 86              | Sean Pittacora      | SANDBURG       | 627           | 0          | M             | 86 Male 99      | 21:23.4     | 7:08/M      |
| 87              | Eric Kenes          | SANDBURG       | 607           | 0          | M             | 87 Male 99      | 21:25.2     | 7:08/M      |
| 88              | Kyle Barbalic       | STAGG          | 406           | 0          | M             | 88 Male 99      | 21:26.7     | 7:09/M      |
| 89              | Sam Lane            | SANDBURG       | 611           | 0          | M             | 89 Male 99      | 21:27.2     | 7:09/M      |
| 90              | Julian Bendy        | LWE            | 170           | 0          | M             | 90 Male 99      | 21:30.3     | 7:10/M      |
| 91              | Evan Walsh          | SANDBURG       | 641           | 0          | M             | 91 Male 99      | 21:31.6     | 7:10/M      |
| 92              | Jake Cozzi          | BOLINGBROOK    | 719           | 0          | M             | 92 Male 99      | 21:34.8     | 7:11/M      |
| 93              | Mike Reiter         | ANDREW         | 314           | 0          | M             | 93 Male 99      | 21:42.5     | 7:14/M      |
| 94              | Mitchell Kramer     | SANDBURG       | 609           | 0          | M             | 94 Male 99      | 21:46.5     | 7:15/M      |

\*Overall place among males only

# SWSC PRESEASON CROSS COUNTRY MEET

Race Date

August 23, 2016

## Overall Finish List

### FRESH/SOPH BOYS

| <u>Overall*</u> | <u>Name</u>           | <u>Team</u>    | <u>Bib No</u> | <u>Age</u> | <u>Gend</u> | <u>AG Place</u> | <u>Time</u> | <u>Pace</u> |
|-----------------|-----------------------|----------------|---------------|------------|-------------|-----------------|-------------|-------------|
| 95              | Chidiebere Isioma     | LWE            | 200           | 0          | M           | 95 Male 99      | 21:57.3     | 7:19/M      |
| 96              | Patrick Hoak          | LOCKPORT       | 65            | 0          | M           | 96 Male 99      | 21:59.4     | 7:20/M      |
| 97              | Kendall Scott         | BOLINGBROOK    | 731           | 0          | M           | 97 Male 99      | 22:03.8     | 7:21/M      |
| 98              | Joel Ravetto          | LWE            | 226           | 0          | M           | 98 Male 99      | 22:04.8     | 7:21/M      |
| 99              | Ethan Gaughan         | ANDREW         | 293           | 0          | M           | 99 Male 99      | 22:05.6     | 7:22/M      |
| 100             | Ethan Shriver         | LOCKPORT       | 85            | 0          | M           | 100 Male 99     | 22:08.8     | 7:23/M      |
| 101             | Derek Rutkowski       | SANDBURG       | 630           | 0          | M           | 101 Male 99     | 22:10.1     | 7:23/M      |
| 102             | Tyler Owsianiak       | ANDREW         | 312           | 0          | M           | 102 Male 99     | 22:12.6     | 7:24/M      |
| 103             | Joseph Pasyk          | LWE            | 220           | 0          | M           | 103 Male 99     | 22:14.3     | 7:25/M      |
| 104             | Matt Carlson          | SANDBURG       | 591           | 0          | M           | 104 Male 99     | 22:16.3     | 7:25/M      |
| 105             | Joshua Boyd           | LOCKPORT       | 46            | 0          | M           | 105 Male 99     | 22:24.6     | 7:28/M      |
| 106             | Matthew Ketchen       | LWE            | 204           | 0          | M           | 106 Male 99     | 22:29.4     | 7:30/M      |
| 107             | Nathan Stogsdill      | LOCKPORT       | 88            | 0          | M           | 107 Male 99     | 22:29.7     | 7:30/M      |
| 108             | Josh Scholl           | LOCKPORT       | 83            | 0          | M           | 108 Male 99     | 22:33.1     | 7:31/M      |
| 109             | Henry Evans           | STAGG          | 413           | 0          | M           | 109 Male 99     | 22:34.4     | 7:31/M      |
| 110             | Moneeb Malik          | LWE            | 210           | 0          | M           | 110 Male 99     | 22:36.0     | 7:32/M      |
| 111             | Dave Albano           | STAGG          | 403           | 0          | M           | 111 Male 99     | 22:45.8     | 7:35/M      |
| 112             | Ryan Juskie           | LWE            | 202           | 0          | M           | 112 Male 99     | 22:47.7     | 7:36/M      |
| 113             | Justin Kwiecinski     | LWE            | 206           | 0          | M           | 113 Male 99     | 22:49.3     | 7:36/M      |
| 114             | Michael Clarkin       | LWE            | 173           | 0          | M           | 114 Male 99     | 22:49.6     | 7:36/M      |
| 115             | Alex Desjardins       | LWE            | 179           | 0          | M           | 115 Male 99     | 22:49.8     | 7:36/M      |
| 116             | Ben Villareal         | STAGG          | 436           | 0          | M           | 116 Male 99     | 22:56.2     | 7:39/M      |
| 117             | Kaleb Kittl           | LWW            | 366           | 0          | M           | 117 Male 99     | 22:57.7     | 7:39/M      |
| 118             | Eugene Tanquilit      | LWW            | 376           | 0          | M           | 118 Male 99     | 22:58.0     | 7:39/M      |
| 119             | Kyle Donahue          | STAGG          | 411           | 0          | M           | 119 Male 99     | 22:59.0     | 7:40/M      |
| 120             | Isaiah Zillman        | HOMEWOOD-FLOSS | 523           | 0          | M           | 120 Male 99     | 23:10.9     | 7:43/M      |
| 121             | Kevin Laroche         | BOLINGBROOK    | 726           | 0          | M           | 121 Male 99     | 23:14.1     | 7:45/M      |
| 122             | Luke Bisping          | BRADLEY        | 461           | 0          | M           | 122 Male 99     | 23:16.3     | 7:45/M      |
| 123             | Christopher Nunez     | STAGG          | 426           | 0          | M           | 123 Male 99     | 23:17.3     | 7:46/M      |
| 124             | Tyler McMahon         | LWC            | 798           | 0          | M           | 124 Male 99     | 23:30.3     | 7:50/M      |
| 125             | Christian Gambotz     | STAGG          | 414           | 0          | M           | 125 Male 99     | 23:34.7     | 7:51/M      |
| 126             | Sebastian Kinastowski | STAGG          | 419           | 0          | M           | 126 Male 99     | 23:35.7     | 7:52/M      |
| 127             | Max Gilmore           | LWE            | 193           | 0          | M           | 127 Male 99     | 23:38.4     | 7:53/M      |
| 128             | Jake Karp             | SANDBURG       | 606           | 0          | M           | 128 Male 99     | 23:42.0     | 7:54/M      |
| 129             | Jake Gambotz          | STAGG          | 415           | 0          | M           | 129 Male 99     | 23:44.9     | 7:55/M      |
| 130             | Derek Michniak        | STAGG          | 424           | 0          | M           | 130 Male 99     | 23:45.2     | 7:55/M      |
| 131             | Danny Vamvakas        | LWE            | 237           | 0          | M           | 131 Male 99     | 23:46.5     | 7:55/M      |
| 132             | Leonimar Mapa         | LOCKPORT       | 74            | 0          | M           | 132 Male 99     | 23:47.1     | 7:56/M      |
| 133             | Jon Slack             | SANDBURG       | 635           | 0          | M           | 133 Male 99     | 24:00.5     | 8:00/M      |
| 134             | Elijah Davis          | LWE            | 175           | 0          | M           | 134 Male 99     | 24:03.2     | 8:01/M      |
| 135             | Ethan Lewandowski     | LWE            | 207           | 0          | M           | 135 Male 99     | 24:06.2     | 8:02/M      |
| 136             | David Foster          | THORNWOOD      | 673           | 0          | M           | 136 Male 99     | 24:16.2     | 8:05/M      |
| 137             | Elijah Knicker        | HOMEWOOD-FLOSS | 516           | 0          | M           | 137 Male 99     | 24:18.7     | 8:06/M      |
| 138             | Griffin Vaughn        | LWW            | 379           | 0          | M           | 138 Male 99     | 24:19.0     | 8:06/M      |
| 139             | Emerson Dell          | LWE            | 177           | 0          | M           | 139 Male 99     | 24:23.8     | 8:08/M      |
| 140             | Matthew Murphy        | SANDBURG       | 622           | 0          | M           | 140 Male 99     | 24:24.2     | 8:08/M      |
| 141             | Samuel Roh            | LWE            | 227           | 0          | M           | 141 Male 99     | 24:28.6     | 8:09/M      |

\*Overall place among males only



# SWSC PRESEASON CROSS COUNTRY MEET

Race Date

August 23, 2016

## Overall Finish List

### FRESH/SOPH BOYS

| <u>Overall*</u> | <u>Name</u>        | <u>Team</u> | <u>Bib No</u> | <u>Age</u> | <u>Gend</u> | <u>AG Place</u> | <u>Time</u> | <u>Pace</u> |
|-----------------|--------------------|-------------|---------------|------------|-------------|-----------------|-------------|-------------|
| 142             | Tyler Odum         | THORNWOOD   | 680           | 0          | M           | 142 Male 99     | 24:29.7     | 8:10/M      |
| 143             | Ryan Feyen         | LWW         | 362           | 0          | M           | 143 Male 99     | 24:30.6     | 8:10/M      |
| 144             | Peter Mifflin      | LWC         | 800           | 0          | M           | 144 Male 99     | 24:32.3     | 8:11/M      |
| 145             | Kyle Roecker       | LWC         | 807           | 0          | M           | 145 Male 99     | 24:33.3     | 8:11/M      |
| 146             | Ben Williams       | SANDBURG    | 644           | 0          | M           | 146 Male 99     | 24:35.8     | 8:12/M      |
| 147             | Mike McKeough      | SANDBURG    | 616           | 0          | M           | 147 Male 99     | 24:39.1     | 8:13/M      |
| 148             | Nick Dolci         | LOCKPORT    | 56            | 0          | M           | 148 Male 99     | 24:40.7     | 8:13/M      |
| 149             | Henry Dilger       | LWE         | 180           | 0          | M           | 149 Male 99     | 24:41.9     | 8:14/M      |
| 150             | Jacob Brown        | LOCKPORT    | 47            | 0          | M           | 150 Male 99     | 24:45.6     | 8:15/M      |
| 151             | Kurt Williamson    | LOCKPORT    | 94            | 0          | M           | 151 Male 99     | 24:47.0     | 8:16/M      |
| 152             | Eddie Oh           | STAGG       | 427           | 0          | M           | 152 Male 99     | 24:59.2     | 8:20/M      |
| 153             | Peter Rokowski     | STAGG       | 430           | 0          | M           | 153 Male 99     | 25:18.3     | 8:26/M      |
| 154             | Daniel Decero      | LWE         | 176           | 0          | M           | 154 Male 99     | 25:21.0     | 8:27/M      |
| 155             | Nikolas Campobasso | SANDBURG    | 590           | 0          | M           | 155 Male 99     | 25:38.5     | 8:33/M      |
| 156             | Mike Ryan          | ANDREW      | 320           | 0          | M           | 156 Male 99     | 25:43.3     | 8:34/M      |
| 157             | Thomas Wakefield   | LWW         | 381           | 0          | M           | 157 Male 99     | 25:51.4     | 8:37/M      |
| 158             | Bennett Davidson   | LOCKPORT    | 53            | 0          | M           | 158 Male 99     | 25:57.1     | 8:39/M      |
| 159             | Derek Milosovic    | LWE         | 215           | 0          | M           | 159 Male 99     | 25:59.0     | 8:40/M      |
| 160             | Tamer Mustafa      | ANDREW      | 310           | 0          | M           | 160 Male 99     | 26:01.8     | 8:40/M      |
| 161             | Nick Schab         | STAGG       | 431           | 0          | M           | 161 Male 99     | 26:09.6     | 8:43/M      |
| 162             | Jake Freund        | LWE         | 189           | 0          | M           | 162 Male 99     | 26:10.6     | 8:43/M      |
| 163             | William Owens      | ANDREW      | 311           | 0          | M           | 163 Male 99     | 26:12.7     | 8:44/M      |
| 164             | Jorge Fallad       | LOCKPORT    | 58            | 0          | M           | 164 Male 99     | 26:18.0     | 8:46/M      |
| 165             | Steven Maya        | LWE         | 212           | 0          | M           | 165 Male 99     | 26:18.9     | 8:46/M      |
| 166             | Mike Kopeika       | ANDREW      | 298           | 0          | M           | 166 Male 99     | 26:24.8     | 8:48/M      |
| 167             | Thomas Jesse       | LOCKPORT    | 67            | 0          | M           | 167 Male 99     | 26:29.9     | 8:50/M      |
| 168             | Corlin Leonard     | ANDREW      | 302           | 0          | M           | 168 Male 99     | 26:42.0     | 8:54/M      |
| 169             | Reide Gallaway     | LWW         | 363           | 0          | M           | 169 Male 99     | 27:07.4     | 9:02/M      |
| 170             | Nathaniel Zambrano | LWE         | 241           | 0          | M           | 170 Male 99     | 27:10.1     | 9:03/M      |
| 171             | Brian Karstensen   | ANDREW      | 296           | 0          | M           | 171 Male 99     | 27:20.8     | 9:07/M      |
| 172             | John Swek          | LOCKPORT    | 91            | 0          | M           | 172 Male 99     | 27:28.0     | 9:09/M      |
| 173             | Logan Harrington   | BRADLEY     | 467           | 0          | M           | 173 Male 99     | 27:53.6     | 9:18/M      |
| 174             | Jorge Cano         | LOCKPORT    | 48            | 0          | M           | 174 Male 99     | 28:51.3     | 9:37/M      |
| 175             | Brady Moore        | ANDREW      | 307           | 0          | M           | 175 Male 99     | 29:47.9     | 9:56/M      |
| 176             | Caleb Piacenti     | BRADLEY     | 477           | 0          | M           | 176 Male 99     | 30:17.3     | 10:06/M     |
| 177             | Christopher Fabian | LWE         | 184           | 0          | M           | 177 Male 99     | 30:19.1     | 10:06/M     |
| 178             | Nick Pappas        | ANDREW      | 313           | 0          | M           | 178 Male 99     | 30:22.0     | 10:07/M     |
| 179             | Ibby Atieh         | ANDREW      | 285           | 0          | M           | 179 Male 99     | 30:38.0     | 10:13/M     |
| 180             | Gavin Burns        | SANDBURG    | 588           | 0          | M           | 180 Male 99     | 33:49.5     | 11:16/M     |
| 181             | John Meskill       | ANDREW      | 306           | 0          | M           | 181 Male 99     | 36:42.0     | 12:14/M     |
| 182             | Trevor Schoon      | LWE         | 229           | 0          | M           | 182 Male 99     | 37:18.3     | 12:26/M     |

\*Overall place among males only

# SWSC PRESEASON CROSS COUNTRY MEET

Race Date

August 23, 2016

## Final Team Results

### Boys

#### FRESH/SOPH BOYS

| <u>Bib No</u>          | <u>Name</u>  | <u>Overall Place</u>       | <u>Cumulative Place</u> | <u>Time</u> | <u>Cumulative Time</u>       | <u>Time Back</u> |
|------------------------|--|----------------------------|-------------------------|-------------|------------------------------|------------------|
| <b>Team - SANDBURG</b> |  | <b>Finish Position - 1</b> |                         |             | <b>Average Time: 18:20.6</b> |                  |
| Team Score (places):54 |  |                            |                         |             |                              |                  |
| 1                      | 596 Connor Devlin                                  | 3                          | 3                       | 17:49.5     | 17:49.5                      | 0:00.0           |
| 2                      | 595 John Cunningham                                | 5                          | 8                       | 17:59.7     | 35:49.2                      | 0:10.1           |
| 3                      | 602 Will Giblin                                    | 12                         | 20                      | 18:24.4     | 54:13.7                      | 0:34.9           |
| 4                      | 601 Ben Giblin                                     | 13                         | 33                      | 18:24.7     | 1:12:38.4                    | 0:35.1           |
| 5                      | 642 Ben Walter                                     | 21                         | 54                      | 19:04.8     | 1:31:43.3                    | 1:15.2           |
| 6                      | 584 Miles Apellido                                 | (23)                       | (77)                    | 19:07.7     | 1:50:51.1                    | 1:18.2           |
| 7                      | 619 Ethan Miranda-Gale                             | (24)                       | (101)                   | 19:12.2     | 2:10:03.3                    | 1:22.6           |
| 8                      | 585 Randy Apter                                    | More Than 7                |                         | 19:15.3     | 2:29:18.6                    | 1:25.7           |
| 9                      | 604 Diego Hernandez                                | More Than 7                |                         | 19:15.6     | 2:48:34.2                    | 1:26.0           |
| 10                     | 587 Peter Bukuri                                   | More Than 7                |                         | 19:19.4     | 3:07:53.7                    | 1:29.9           |
| 11                     | 615 Ian McGrath                                    | More Than 7                |                         | 19:30.2     | 3:27:24.0                    | 1:40.7           |
| 12                     | 617 Alex Miller                                    | More Than 7                |                         | 19:36.0     | 3:47:00.1                    | 1:46.5           |
| 13                     | 586 Carson Bruce                                   | More Than 7                |                         | 19:54.0     | 4:06:54.1                    | 2:04.4           |
| 14                     | 631 Matthew Sak                                    | More Than 7                |                         | 19:54.5     | 4:26:48.6                    | 2:04.9           |
| 15                     | 614 Kyle Mathas                                    | More Than 7                |                         | 20:06.2     | 4:46:54.8                    | 2:16.6           |
| 16                     | 610 Steven Kronenberger                            | More Than 7                |                         | 20:12.4     | 5:07:07.2                    | 2:22.8           |
| 17                     | 592 Andrew Carollo                                 | More Than 7                |                         | 20:22.5     | 5:27:29.8                    | 2:33.0           |
| 18                     | 636 Jeffrey Spaagaren                              | More Than 7                |                         | 20:40.2     | 5:48:10.0                    | 2:50.6           |
| 19                     | 594 Tj Cosler                                      | More Than 7                |                         | 20:43.5     | 6:08:53.5                    | 2:53.9           |
| 20                     | 643 <del>Charlotte Webb</del> <i>Marcelo Clane</i> | More Than 7                |                         | 20:55.0     | 6:29:48.6                    | 3:05.5           |
| 21                     | 626 Chris Pearson                                  | More Than 7                |                         | 21:05.7     | 6:50:54.4                    | 3:16.1           |
| 22                     | 627 Sean Pittacora                                 | More Than 7                |                         | 21:23.4     | 7:12:17.8                    | 3:33.8           |
| 23                     | 607 Eric Kenes                                     | More Than 7                |                         | 21:25.2     | 7:33:43.1                    | 3:35.7           |
| 24                     | 611 Sam Lane                                       | More Than 7                |                         | 21:27.2     | 7:55:10.3                    | 3:37.6           |
| 25                     | 641 Evan Walsh                                     | More Than 7                |                         | 21:31.6     | 8:16:41.9                    | 3:42.0           |
| 26                     | 609 <del>Mitchell Kramer</del> <i>Hurd</i>         | More Than 7                |                         | 21:46.5     | 8:38:28.5                    | 3:56.9           |
| 27                     | 630 Derek Rutkowski                                | More Than 7                |                         | 22:10.1     | 9:00:38.6                    | 4:20.6           |
| 28                     | 591 Matt Carlson                                   | More Than 7                |                         | 22:16.3     | 9:22:55.0                    | 4:26.7           |
| 29                     | 606 Jake Karp                                      | More Than 7                |                         | 23:42.0     | 9:46:37.1                    | 5:52.5           |
| 30                     | 635 Jon Slack                                      | More Than 7                |                         | 24:00.5     | 10:10:37.6                   | 6:10.9           |
| 31                     | 622 Matthew Murphy                                 | More Than 7                |                         | 24:24.2     | 10:35:01.9                   | 6:34.7           |
| 32                     | 644 Ben Williams                                   | More Than 7                |                         | 24:35.8     | 10:59:37.7                   | 6:46.2           |
| 33                     | 616 Mike McKeough                                  | More Than 7                |                         | 24:39.1     | 11:24:16.8                   | 6:49.6           |
| 34                     | 590 Nikolas Campobasso                             | More Than 7                |                         | 25:38.5     | 11:49:55.3                   | 7:48.9           |
| 35                     | 588 Gavin Burns                                    | More Than 7                |                         | 33:49.5     | 12:23:44.8                   | 15:59.9          |

#### Team - LOCKPORT

Finish Position - 2

Team Score (places):62

Average Time: 18:19.3

|   |                    |   |    |         |         |        |
|---|--------------------|---|----|---------|---------|--------|
| 1 | 81 Donovan Paske   | 1 | 1  | 17:09.9 | 17:09.9 | 0:00.0 |
| 2 | 69 Alex Kistingner | 9 | 10 | 18:17.9 | 35:27.8 | 1:07.9 |



## NEWS AND NOTES

*RUNNERS OF THE WEEK: Ian McGrath, Ethan Miranda-Gale*

### Lyons Invitational

Saturday, Sept. 3, 2016

Starting low 70s, ending low 80s, sunny, soft course

### COACH'S COMMENTS:

If there is one thing for certain it is that Saturday showed us exactly how challenging it will be to achieve our goals for our varsity. Where we are at and where we want to be is two different places. And it's not going to change by doing things the same way. We will need to step it up in all areas. Our biggest areas of focus needs to start with this: 1. Daily competitiveness. And 2. Attention to detail. I've been talking about this a lot this year. It's simple: I've been predicting the kinds of flaws that were exposed on Saturday. Once again, the way you practice is the way you compete at races. It's habitual. We need to be at the point where my job is holding you back. You want to go so hard that I have to hold you back at times. I think the competition was an eye-opener to some guys on Saturday. You have to get out hard, start fighting and then somehow, somehow be willing to work through the discomfort. We raced the way we practiced: hesitant in some cases, giving in to the discomfort in others, and not being focused enough to get the job done. Dylan showcased a lack of focus that almost led to him being caught. It's not a 99% thing if you want to be a champion. Additionally, we can't be ready to go if we aren't healthy and prepared. We have not fully committed to the goal. We can no longer assume it will simply come to us. We need to be more aggressive and hungrier.

Starting the morning with the need to adapt and adjust our race plans and lineups gave us the first challenge of the day. We had to move lineups around and everyone needed to accept the challenge. Our open runners were out fairly well. We let the focus of the early pace slip later in the race. Our varsity race followed and **Dylan Jacobs** was really, really quick with the opening with a pace that is on pace to break the state record, which is exceptional for the first race on a course that is fast, but not quite as fast as Detweiller Park. He let the Lyons guys back in and let them end with a sense of confidence, but it was a good start and something we can build on. **Martin Skucas** followed closely behind through the 800 and was also a little fast. **Tom Marchese** had a strong opening mile and will need to finish that race out. Nico Calderon never really got into the race and Xander was too passive in the first mile. So we had two stories in the varsity race: really fast openings and openings so slow that took guys out of the race from the start. One of the most disheartening parts of the day was hearing from several of these 14 guys in the open and varsity races who said they went out too fast and need to be less aggressive next time. That is not going to get us anywhere. The Freshmen and Sophomore races had some of the biggest highlights of the day. **Sam Rodriguez** got it going early—to be a champion of that race he'll need to stick it out in phase three and give himself a shot in the final 400. But overall, a strong first invitational race and a good finish against great competition. **Leo Serdar** has the stuff of champions—he's a leader, he's genuinely excited to compete and push himself. What an impressive race with limited training. **Will Giblin** kept fighting throughout the race—he earned respect from everyone with his tenacity. And **Ian McGrath** likewise competed his butt off. Every time I saw him he reignited his effort. It was four guys in the top 12 and put us position to win. **Carson Bruce** had a strong race to close out for the five scoring positions and we were just behind a tough Lyons team. **TJ Cosler** looked like he took another step forward and looked tough. I'm so excited about the freshmen group. **Diego Hernandez** was a bit sick this week but competed well and **Alex Miller** is looking so tough lately. A few passes here and there and we pull off the win. But I know that we'll out work them and in the long haul we'll be on top. The sophomore race finally got under way and after missing two guys who were originally meant to be at the front of the pack, our guys responded well. I was really happy with the progress **Peter Bukuri** made in putting together a compete race. He committed early and the only question was would he see it through. He went through the tough patches and had perhaps his best race

to date. A little better in the third mile and he'd be in the top 10 award winners. Followed behind, **John Cunningham, Ethan Miranda-Gale, Ben Walter and Randy Apter** completed a tough scoring group. Cunningham is off to a good start to his sophomore season and has out in the time to make the big improvements we are currently seeing. Mirana-Gale is an exciting newcomer to the team and has a lot promise. Ben Walter has perhaps had the biggest improvement over the year and Apter ran a really tough race. He stepped up with two guys removed from the race on Saturday morning and took ownership over a scoring position. I loved the way they competed.

Remember: your goals do not care about how you feel. Your goals don't care about sickness, alarm clocks, heavy legs, hot weather or anything else that may stand in your way. There are no mentions in result sheets for moral victories, who was sick and who wasn't, who got boxed in, who fell down, who had a sore knee. Your goals are not polite. You need to be ready to get the job done no matter what or else you will be left with an excuse. Let's make sure we take this sense of urgency to our every day.

**WHAT'S NEXT:** Reavis Invitational on Saturday!

### 4668 Meters

**Team Score:** 1. Lyons—37 2. Lowell—76 3. Sandburg—102 4. Benet--178

| Varsity             | One Mile  | Two Mile   | Finish     |
|---------------------|-----------|------------|------------|
| 1. Dylan Jacobs     | 1 – 4:36  | 1 – 9:43   | 1 – 14:19  |
| 12. Martin Skucas   | 6 – 4:53  | 9 – 10:30  | 12 – 15:31 |
| 21. Alex Szymanski  | 18 – 5:03 | 25 – 10:47 | 21 – 15:47 |
| 29. Tom Marchese    | 20 – 5:04 | 26 – 10:48 | 29 – 16:00 |
| 40. Nico Calderon   | 40 – 5:14 | 42 – 11:13 | 40 – 16:36 |
| 43. Xander Furmanek | 44 – 5:29 | 44 – 11:17 | 43 – 16:39 |
| 48. David Alvarez   | 36 – 5:13 | 45 – 11:20 | 48 – 16:45 |

### Open

**Team Scores:** 1. Lyons—15 2. Sandburg—63 3. Maine South—102 4. DGS—104

|                          | One Mile  | Two Mile   | Finish     |
|--------------------------|-----------|------------|------------|
| 11. Patrick Morris       | 9 – 5:26  | 12 – 11:32 | 11 – 16:58 |
| 12. Brendan Duffly       | 6 – 5:24  | 11 – 11:30 | 12 – 17:10 |
| 13. Danny Papan          | 12 – 5:29 | 13 – 11:37 | 13 – 17:12 |
| 14. Ryan Wagner          | 17 – 5:35 | 17 – 11:46 | 14 – 17:15 |
| 21. Josh Nolan           | 20 – 5:40 | 21 – 11:55 | 21 – 17:32 |
| 33. Noor Moazzam         | 44 – 6:01 | 38 – 12:25 | 33 – 18:02 |
| 95. Christian Villaneuva | 57 – 6:12 | 89 – 13:28 | 95 – 19:54 |

### Sophomore

**Team Scores:** 1. Maine South—53 2. DGS—67 3. West Aurora—92 4. Sandburg--107

|                        | One Mile  | Two Mile    | Finish     |
|------------------------|-----------|-------------|------------|
| 11. Peter Bukuri       | 7 – 5:25  | 8 – 11:31   | 11 – 17:02 |
| 17. John Cunningham    | 11 – 5:31 | 18 – 11:43  | 17 – 17:15 |
| 23. Ethan Miranda-Gale | 28 – 5:41 | 23 – 11:48  | 23 – 17:24 |
| 26. Ben Walter         | 27 – 5:39 | 25 – 11:53  | 26 – 17:34 |
| 30. Randy Apter        | 38 – 5:47 | 31 – 12:07  | 30 – 17:47 |
| 35. Miles Appellido    | 31 – 5:43 | 36 – 12:15  | 35 – 17:58 |
| 40. Steve Kronenberger | 29 – 5:42 | 37 – 12:20  | 40 – 18:19 |
| 54. Kyle Mathas        | 65 – 6:11 | 60 – 12:52  | 54 – 18:48 |
| 76. Sean Pittacora     | 84 – 6:19 | 80 – 13:20  | 76 – 19:26 |
| 77. Andrew Carollo     | 97 – 6:25 | 79 – 13:19  | 77 – 19:27 |
| 86. Sam Lane           | 70 – 6:14 | 90 – 13:33  | 86 – 19:53 |
| 87. Jeffrey Spaargaren | 101- 6:27 | 91 – 13:33  | 87 – 19:57 |
| 95. Eric Kenes         | 83 – 6:18 | 102 – 13:53 | 95 – 20:13 |

98. Nik Campobasso 110 – 6:35

106 – 13:56

98 – 20:17

### Freshman

#### Team Scores:

1. Lyons—51

2. Sandburg—56

3. Maine South—97

#### One Mile

#### Finish

3. Sam Rodriguez 2 – 5:18

3 – 11:20

8. Leo Serdar 7 – 5:32

8 – 11:55

11. Will Giblin 13 – 5:43

11 – 12:01

12. Ian McGrath 10 – 5:42

12 – 12:02

22. Carson Bruce 23 – 5:54

22 – 12:28

27. Alex Miller 27 – 5:58

33 – 12:45

34. Diego Hernandez 28 – 5:59

34 – 12:46

35. Ben Giblin 40 – 6:04

35 – 12:48

37. TJ Cosler 41 – 6:04

37 – 12:50

61. Evan Walsh 52 – 6:13

61 – 13:29

73. Derek Rutkowski 65 – 6:30

73 – 13:55

87. Jon Slack 76 – 6:37

87 – 14:23

99. Mike McKeough 95 – 6:56

99 – 14:52

143. Gavin Burns --

143 – 19:38

# Sandburg

## CROSS COUNTRY

## Lions Pride Invite - 9/3/2016

9/3/2016

## Rankings

## Event 6 Boys 3720 Meter Run CC Frosh

| Name                  | Year School         | Finals   | Points |
|-----------------------|---------------------|----------|--------|
| 1 Leonard, Tommy      | Chicago (Marist)    | 11:05.37 | 1      |
| 2 Kreis, Jared        | Lincoln-Way Central | 11:10.19 | 2      |
| 3 Rodriguez, Sam      | Sandburg            | 11:20.79 | 3      |
| 4 Ehlert, Jack        | Lyons               | 11:33.66 | 4      |
| 5 Miklosz, Scott      | Lyons               | 11:41.78 | 5      |
| 6 Armstrong, Luke     | Lyons               | 11:42.33 | 6      |
| 7 Katsch, Joey        | Maine South         | 11:55.44 | 7      |
| 8 Cups, Otto          | Sandburg            | 11:55.98 | 8      |
| 9 Glockner, Walter    | Maine South         | 11:56.71 | 9      |
| 10 Heneghan, John     | Downers Grov        | 12:00.04 | 10     |
| 11 Giblyn, Will       | Sandburg            | 12:01.04 | 11     |
| 12 McGrath, Ian       | Sandburg            | 12:02.58 | 12     |
| 13 Dion, Lucas        | Lincoln-Way Central | 12:07.98 | 13     |
| 14 Krol, Nolan        | Lincoln-Way West    | 12:09.27 | 14     |
| 15 Norris, John       | Downers Grov        | 12:15.64 | 15     |
| 16 Koerner, Jeremy    | Lincoln-Way West    | 12:17.27 | 16     |
| 17 Klaczynski, Samuel | Lyons               | 12:21.90 | 17     |
| 18 Christopher, Adam  | Maine South         | 12:22.49 | 18     |
| 19 Rentz, Andrew      | Lyons               | 12:23.38 | 19     |
| 20 Jodwalis, Joans    | Benet Academy       | 12:23.98 | 20     |
| 21 Johnson, Erik      | Lincoln-Way Central | 12:25.00 | 21     |
| 22 Bruce, Carson      | Sandburg            | 12:28.58 | 22     |
| 23 Stage, Canyon      | Downers Grov        | 12:29.05 | 23     |
| 24 Nuccio, Nick       | Lowell              | 12:29.52 | 24     |
| 25 Bauer, Sean        | Maine South         | 12:30.00 | 25     |
| 26 Mathis, Benjamin   | Lyons               | 12:30.52 | 26     |
| 27 Bleau, Tyler       | Downers Grov        | 12:32.97 | 27     |
| 28 Jones, Adem        | Aurora (West        | 12:36.57 | 28     |
| 29 Carolan, Jack      | Lyons               | 12:37.56 | 29     |
| 30 Skibbe, Benjamin   | Downers Grov        | 12:38.44 | 30     |
| 31 Super, Nick        | Benet Academy       | 12:42.34 | 31     |
| 32 Davis, Caleb       | Chicago (Marist)    | 12:44.80 | 32     |
| 33 Miller, Alex       | Sandburg            | 12:45.77 | 33     |
| 34 Hernandez, Diego   | Sandburg            | 12:46.48 | 34     |
| 35 Giblyn, Ben        | Sandburg            | 12:48.08 |        |
| 36 Grumbles, Connor   | Benet Academy       | 12:49.04 | 35     |
| 37 Cosler, Tj         | Sandburg            | 12:50.05 |        |
| 38 Herrera, Adrian    | Riverside (R        | 12:52.07 |        |
| 39 Lange, Henry       | Lyons               | 12:52.73 |        |
| 40 Jankowski, Chase   | Lincoln-Way West    | 12:53.77 | 36     |
| 41 Andrews, Sean      | Downers Grov        | 12:55.82 | 37     |
| 42 Grace, Connor      | Maine South         | 12:58.36 | 38     |
| 43 Naughton, Alex     | Benet Academy       | 13:01.11 | 39     |
| 44 Hortsman, Luke     | Chicago (Marist)    | 13:04.38 | 40     |
| 45 Ng, Brandon        | Lyons               | 13:05.05 |        |
| 46 Coyle, Jimmy       | Maine South         | 13:07.17 | 41     |
| 47 Culligan, Emmett   | Benet Academy       | 13:09.73 | 42     |
| 48 Grundman, Ben      | Benet Academy       | 13:10.38 | 43     |
| 49 Rokowski, Peter    | Stagg               | 13:12.15 | 44     |
| 50 Sterling, Kyle     | Lincoln-Way Central | 13:13.33 | 45     |
| 51 Dahl, Michael      | Lyons               | 13:14.77 |        |
| 52 Collins, Daniel    | Lyons               | 13:16.59 |        |

## Lions Pride Invite - 9/3/2016

9/3/2016

## Rankings

## ....Event 6 Boys 3720 Meter Run CC Frosh

|     |                        |                     |          |    |
|-----|------------------------|---------------------|----------|----|
| 53  | Majerczak, Sean        | Maine South         | 13:17.44 | 46 |
| 54  | Tracy, Kevin           | Chicago (Bro        | 13:21.33 | 47 |
| 55  | Siegel, Jackson        | Lyons               | 13:21.78 |    |
| 56  | Riesen, Liam           | Willowbrook         | 13:22.27 |    |
| 57  | Mora, Antonio          | Maine South         | 13:22.68 |    |
| 58  | Radcliff, Caleb        | Downers Grov        | 13:23.20 | 48 |
| 59  | Hagn, Christian        | Lyons               | 13:26.59 |    |
| 60  | Levreau, Shane         | Lyons               | 13:27.09 |    |
| 61  | Walsh, Evan            | Sandburg            | 13:29.49 |    |
| 62  | Aletich, Victor        | Lyons               | 13:31.09 |    |
| 63  | Evans, Henry           | Stagg               | 13:33.33 | 49 |
| 64  | Hobart, Colin          | Stagg               | 13:36.56 | 50 |
| 65  | Plata, Dante           | Lyons               | 13:40.32 |    |
| 66  | Gambotz, Jake          | Stagg               | 13:41.10 | 51 |
| 67  | Randazzo, Jonathan     | Maine South         | 13:44.88 |    |
| 68  | Adam, Finn             | Benet Academy       | 13:45.79 | 52 |
| 69  | Gambotz, Christian     | Stagg               | 13:49.03 | 53 |
| 70  | Burns, Josh            | Chicago (Marist)    | 13:49.74 | 54 |
| 71  | Wathier, Erik          | Downers Grov        | 13:50.57 |    |
| 72  | Kelly, Luke            | Lyons               | 13:52.29 |    |
| 73  | Rutkowski, Derek       | Sandburg            | 13:55.01 |    |
| 74  | Mcauliffe, Liam        | Lyons               | 13:59.74 |    |
| 75  | Docherty, Declan       | Chicago (Bro        | 14:01.41 | 55 |
| 76  | DeLeon, Julian         | Aurora (West        | 14:06.07 | 56 |
| 77  | De La Torre, Emanuel   | Riverside (R        | 14:07.13 |    |
| 78  | Versaskas, Billy       | Downers Grov        | 14:08.08 |    |
| 79  | Bronson, Hawley        | Lyons               | 14:10.05 |    |
| 80  | Smith, Tyler           | Aurora (West        | 14:13.12 | 57 |
| 81  | Hyzy, Joe              | Downers Grov        | 14:14.09 |    |
| 82  | Perez, Julian          | Riverside (R        | 14:17.31 |    |
| 83  | Walsh, Jack            | Maine South         | 14:18.86 |    |
| 84  | Middendorf, Ryan       | Lyons               | 14:21.01 |    |
| 85  | Bergman, Zachary       | Downers Grov        | 14:21.77 |    |
| 86  | Lundquist, Nate        | Aurora (West        | 14:22.74 | 58 |
| 87  | Slack, Jon             | Sandburg            | 14:23.97 |    |
| 88  | Stryzek, Joseph        | Lowell              | 14:25.65 | 59 |
| 89  | Straus, Joseph         | Downers Grov        | 14:27.17 |    |
| 90  | Vaughn, Griffin        | Lincoln-Way West    | 14:27.60 | 60 |
| 91  | Wiseman, Jay           | Downers Grov        | 14:28.12 |    |
| 92  | Leonard, Elijah        | Lincoln-Way Central | 14:31.51 | 61 |
| 93  | Arlt, David            | Downers Grov        | 14:32.58 |    |
| 94  | DeValk, Blake          | Lowell              | 14:38.43 | 62 |
| 95  | Kinastowski, Sebastian | Stagg               | 14:39.95 | 63 |
| 96  | Woerner, Mathias       | Lincoln-Way Central | 14:42.75 | 64 |
| 97  | Drezinski, Peter       | Chicago (Marist)    | 14:43.62 | 65 |
| 98  | Mohammed, Abdel        | Stagg               | 14:49.97 | 66 |
| 99  | McKeough, Mike         | Sandburg            | 14:52.14 |    |
| 100 | Luxem, Matt            | Lyons               | 14:53.67 |    |
| 101 | Morg, Harrison         | Chicago (Bro        | 14:54.60 | 67 |
| 102 | Murphy, TJ             | Chicago (Bro        | 14:55.09 | 68 |
| 103 | Zappala, Nic           | Downers Grov        | 14:56.20 |    |
| 104 | Dwyer, Mike            | Chicago (Marist)    | 14:56.99 | 69 |
| 105 | Gierhahn, Grant        | Chicago (Bro        | 14:57.94 | 70 |
| 106 | Haley, Steve           | Riverside (R        | 15:00.55 |    |
| 107 | Santore, Kyle          | Downers Grov        | 15:02.94 |    |





## Lions Pride Invite - 9/3/2016

9/3/2016

## Rankings

## ....Event 6 Boys 3720 Meter Run CC Frosh

|    |                        |            |    |    |    |    |    |    |    |
|----|------------------------|------------|----|----|----|----|----|----|----|
| 3  | Maine South            | 97         | 7  | 9  | 18 | 25 | 38 | 41 | 46 |
|    | Total Time:            | 1:01:43.00 |    |    |    |    |    |    |    |
|    | Average:               | 12:20.60   |    |    |    |    |    |    |    |
| 4  | Downers Grove (South)  | 105        | 10 | 15 | 23 | 27 | 30 | 37 | 48 |
|    | Total Time:            | 1:01:56.14 |    |    |    |    |    |    |    |
|    | Average:               | 12:23.23   |    |    |    |    |    |    |    |
| 5  | Lincoln-Way Central    | 142        | 2  | 13 | 21 | 45 | 61 | 64 | 73 |
|    | Total Time:            | 1:03:28.01 |    |    |    |    |    |    |    |
|    | Average:               | 12:41.61   |    |    |    |    |    |    |    |
| 6  | Benet Academy          | 167        | 20 | 31 | 35 | 39 | 42 | 43 | 52 |
|    | Total Time:            | 1:04:06.20 |    |    |    |    |    |    |    |
|    | Average:               | 12:49.24   |    |    |    |    |    |    |    |
| 7  | Chicago (Marist)       | 192        | 1  | 32 | 40 | 54 | 65 | 69 | 74 |
|    | Total Time:            | 1:05:27.91 |    |    |    |    |    |    |    |
|    | Average:               | 13:05.59   |    |    |    |    |    |    |    |
| 8  | Lincoln-Way West       | 198        | 14 | 16 | 36 | 60 | 72 | 80 |    |
|    | Total Time:            | 1:07:05.22 |    |    |    |    |    |    |    |
|    | Average:               | 13:25.05   |    |    |    |    |    |    |    |
| 9  | Stagg                  | 247        | 44 | 49 | 50 | 51 | 53 | 63 | 66 |
|    | Total Time:            | 1:07:52.17 |    |    |    |    |    |    |    |
|    | Average:               | 13:34.44   |    |    |    |    |    |    |    |
| 10 | Aurora (West Aurora)   | 270        | 28 | 56 | 57 | 58 | 71 | 76 | 78 |
|    | Total Time:            | 1:10:30.33 |    |    |    |    |    |    |    |
|    | Average:               | 14:06.07   |    |    |    |    |    |    |    |
| 11 | Lowell                 | 301        | 24 | 59 | 62 | 77 | 79 | 82 |    |
|    | Total Time:            | 1:12:55.03 |    |    |    |    |    |    |    |
|    | Average:               | 14:35.01   |    |    |    |    |    |    |    |
| 12 | Chicago (Brother Rice) | 307        | 47 | 55 | 67 | 68 | 70 | 75 | 81 |
|    | Total Time:            | 1:12:10.37 |    |    |    |    |    |    |    |
|    | Average:               | 14:26.08   |    |    |    |    |    |    |    |

## Lions Pride Invite - 9/3/2016

9/3/2016

## Rankings

## Event 8 Boys 5280 Meter Run CC Soph

| Name                    | Year School         | Finals   | Points |
|-------------------------|---------------------|----------|--------|
| 141 Unknown             |                     | 25:03.06 |        |
| 142 Unknown             |                     | 25:10.43 |        |
| 1 Brady, Tommy          | Maine South         | 15:52.01 | 1      |
| 2 Stiglic, Jonathan     | Lincoln-Way West    | 15:52.80 | 2      |
| 3 Dziejdzic, Nick       | Downers Grov        | 16:20.94 | 3      |
| 4 Weigel, James         | Downers Grov        | 16:36.95 | 4      |
| 5 Willer, George        | Downers Grov        | 16:41.06 | 5      |
| 6 Bonfiglio, Ryan       | Lyons               | 16:46.40 | 6      |
| 7 Tauber, Austin        | Maine South         | 16:48.77 | 7      |
| 8 Spellman, Dan         | Chicago (Bro        | 16:54.34 | 8      |
| 9 McCue, Reegan         | Aurora (West        | 16:57.55 | 9      |
| 10 Burriss, Jackson     | Lincoln-Way Central | 16:58.69 | 10     |
| 11 Bukiri, Peter        | Sandburg            | 17:02.12 | 11     |
| 12 Englert, Andrew      | Lincoln-Way Central | 17:03.29 | 12     |
| 13 Dobrilovic, Danilo   | Maine South         | 17:07.82 | 13     |
| 14 Dempsey, Ian         | Maine South         | 17:08.59 | 14     |
| 15 Nicholas, Will       | Aurora (West        | 17:09.05 | 15     |
| 16 Sikorski, Scott      | Nazareth Academy    | 17:14.17 | 16     |
| 17 Cunningham, John     | Sandburg            | 17:15.27 | 17     |
| 18 Dempsey, Sean        | Maine South         | 17:17.43 | 18     |
| 19 Watts, Calvin        | Aurora (West        | 17:18.17 | 19     |
| 20 Morrill, Jackson     | Aurora (West        | 17:21.42 | 20     |
| 21 Murphy, Kevin        | Lyons               | 17:22.23 | 21     |
| 22 Royle, Brock         | Downers Grov        | 17:22.88 | 22     |
| 23 Miranda-Gale, Ethan  | Sandburg            | 17:24.31 | 23     |
| 24 Auchtstetter, Kyle   | Lincoln-Way West    | 17:28.62 | 24     |
| 25 Trost, Ethan         | Lincoln-Way West    | 17:33.28 | 25     |
| 26 Walter, Ben          | Sandburg            | 17:34.54 | 26     |
| 27 Gleeson, Tommy       | Chicago (Bro        | 17:40.18 | 27     |
| 28 Edwards, Adam        | Lowell              | 17:44.11 | 28     |
| 29 Gollwitzer, Jaron    | Aurora (West        | 17:45.52 | 29     |
| 30 Apter, Randy         | Sandburg            | 17:47.91 | 30     |
| 31 Mayer, Michael       | Lowell              | 17:48.74 | 31     |
| 32 Vektor, Cade         | Lincoln-Way West    | 17:52.19 | 32     |
| 33 Dunn, Colin          | Downers Grov        | 17:56.33 | 33     |
| 34 Riordan, Luke        | Lyons               | 17:57.46 | 34     |
| 35 Appelido, Miles      | Sandburg            | 17:58.25 | 35     |
| 36 Keen, David          | Riverside (R        | 17:59.61 |        |
| 37 Eby, Jacob           | Lyons               | 18:02.65 | 36     |
| 38 Arndt, Colin         | Lowell              | 18:10.43 | 37     |
| 39 Abuzir, Ali          | Stagg               | 18:16.91 | 38     |
| 40 Kronenberger, Steven | Sandburg            | 18:19.58 | 39     |
| 41 Schilling, Matt      | Maine South         | 18:23.76 | 40     |
| 42 Morales, Travis      | Lyons               | 18:28.99 | 41     |
| 43 Lussier, Jesse       | Lyons               | 18:30.75 | 42     |
| 44 Pearce, Kyle         | Lincoln-Way West    | 18:31.85 | 43     |
| 45 Spare, Guy           | Lyons               | 18:32.97 | 44     |
| 46 Bauer, Finn          | Maine South         | 18:34.67 | 45     |
| 47 Conroy, Brendan      | Stagg               | 18:38.59 | 46     |
| 48 Fazio, Ethan         | Lincoln-Way Central | 18:39.40 | 47     |
| 49 Kissinger, Kyle      | Lincoln-Way Central | 18:43.21 | 48     |
| 50 Lynch, Ben           | Lyons               | 18:43.93 |        |

## Lions Pride Invite - 9/3/2016

9/3/2016

## Rankings

## ....Event 8 Boys 5280 Meter Run CC Soph

|     |                      |                     |          |    |
|-----|----------------------|---------------------|----------|----|
| 51  | Neumann, Joshua      | Nazareth Academy    | 18:44.53 | 49 |
| 52  | Janes, Charlie       | Maine South         | 18:45.28 |    |
| 53  | Fennema, Tyler       | Lyons               | 18:47.23 |    |
| 54  | Mathas, Kyle         | Sandburg            | 18:48.89 |    |
| 55  | Reddington, Jack     | Chicago (Bro        | 18:49.35 | 50 |
| 56  | Bruinius, Jake       | Lowell              | 18:51.27 | 51 |
| 57  | Bisping, Richie      | Lowell              | 18:52.29 | 52 |
| 58  | Esparza, Julian      | Lincoln-Way Central | 19:00.82 | 53 |
| 59  | Motto, William       | Lincoln-Way West    | 19:03.30 | 54 |
| 60  | Uphues, Connor       | Nazareth Academy    | 19:04.09 | 55 |
| 61  | Bartenhagen, William | Benet Academy       | 19:08.43 | 56 |
| 62  | Haggerty, John       | Lyons               | 19:09.42 |    |
| 63  | Williams, Dylan      | Lincoln-Way West    | 19:11.78 | 57 |
| 64  | Kittl, Kaleb         | Lincoln-Way West    | 19:17.12 |    |
| 65  | Ludewig, Mitch       | Downers Grov        | 19:17.83 | 58 |
| 66  | Mickelson, Joshua    | Aurora (West        | 19:19.01 | 59 |
| 67  | Dunbar, Evan         | Riverside (R        | 19:19.99 |    |
| 68  | Sullivan, David      | Nazareth Academy    | 19:21.27 | 60 |
| 69  | Tanquilit, Eugene    | Lincoln-Way West    | 19:21.88 |    |
| 70  | Woywod, August       | Lyons               | 19:22.55 |    |
| 71  | Childress, Julian    | Lowell              | 19:23.00 | 61 |
| 72  | Walz, Kevin          | Benet Academy       | 19:23.66 | 62 |
| 73  | Flannery, Michael    | Lowell              | 19:24.22 | 63 |
| 74  | Johnson, Nick        | Lyons               | 19:24.89 |    |
| 75  | Mora, Henry          | Downers Grov        | 19:26.00 | 64 |
| 76  | Pittacora, Sean      | Sandburg            | 19:26.91 |    |
| 77  | Carollo, Andrew      | Sandburg            | 19:27.83 |    |
| 78  | Peloso, Matt         | Downers Grov        | 19:28.65 |    |
| 79  | English, Carter      | Benet Academy       | 19:34.41 | 65 |
| 80  | Chip, Ryan           | Maine South         | 19:35.00 |    |
| 81  | Schaufelberger, Owen | Lyons               | 19:38.47 |    |
| 82  | Villarreal, Ben      | Stagg               | 19:39.65 | 66 |
| 83  | Comonal, Greg        | Benet Academy       | 19:44.72 | 67 |
| 84  | Staubus, Steven      | Nazareth Academy    | 19:48.51 | 68 |
| 85  | Murray, Matt         | Lyons               | 19:50.23 |    |
| 86  | Lane, Samuel         | Sandburg            | 19:53.08 |    |
| 87  | Spaargaren, Jeffrey  | Sandburg            | 19:57.37 |    |
| 88  | Browne, Rory         | Lowell              | 19:58.62 |    |
| 89  | Mares, Cyrus         | Aurora (West        | 19:59.79 | 69 |
| 90  | Picton, Zach         | Riverside (R        | 20:04.59 |    |
| 91  | Kibiloski, Michael   | Benet Academy       | 20:05.81 | 70 |
| 92  | Wulffe, Michael      | Benet Academy       | 20:06.84 | 71 |
| 93  | Acosta, Seven        | Benet Academy       | 20:07.52 | 72 |
| 94  | Schneider, Braden    | Nazareth Academy    | 20:09.54 | 73 |
| 95  | Kenes, Eric          | Sandburg            | 20:13.60 |    |
| 96  | Porch, Sam           | Lowell              | 20:15.07 |    |
| 97  | Conway, Logan        | Aurora (West        | 20:15.61 |    |
| 98  | Campobasso, Nikolas  | Sandburg            | 20:17.47 |    |
| 99  | Salvino, Austin      | Downers Grov        | 20:25.37 |    |
| 100 | Ayala, Diego         | Aurora (West        | 20:26.27 |    |
| 101 | Winton, Alex         | Maine South         | 20:32.84 |    |
| 102 | Donahue, Kyle        | Stagg               | 20:36.76 | 74 |
| 103 | Warren, Daniel       | Lincoln-Way Central | 20:38.84 | 75 |
| 104 | Churchill, Nick      | Aurora (West        | 20:42.39 |    |
| 105 | Smith, Charley       | Maine South         | 20:42.85 |    |



## Lions Pride Invite - 9/3/2016

9/3/2016

## Rankings

## ....Event 8 Boys 5280 Meter Run CC Soph

|                          |            |    |    |    |    |    |    |    |
|--------------------------|------------|----|----|----|----|----|----|----|
| 4 Sandburg               | 107        | 11 | 17 | 23 | 26 | 30 | 35 | 39 |
| Total Time:              | 1:27:04.15 |    |    |    |    |    |    |    |
| Average:                 | 17:24.83   |    |    |    |    |    |    |    |
| 5 Lincoln-Way West       | 126        | 2  | 24 | 25 | 32 | 43 | 54 | 57 |
| Total Time:              | 1:27:18.74 |    |    |    |    |    |    |    |
| Average:                 | 17:27.75   |    |    |    |    |    |    |    |
| 6 Lyons                  | 138        | 6  | 21 | 34 | 36 | 41 | 42 | 44 |
| Total Time:              | 1:28:37.73 |    |    |    |    |    |    |    |
| Average:                 | 17:43.55   |    |    |    |    |    |    |    |
| 7 Lincoln-Way Central    | 170        | 10 | 12 | 47 | 48 | 53 | 75 | 80 |
| Total Time:              | 1:30:25.41 |    |    |    |    |    |    |    |
| Average:                 | 18:05.09   |    |    |    |    |    |    |    |
| 8 Lowell                 | 199        | 28 | 31 | 37 | 51 | 52 | 61 | 63 |
| Total Time:              | 1:31:26.84 |    |    |    |    |    |    |    |
| Average:                 | 18:17.37   |    |    |    |    |    |    |    |
| 9 Chicago (Brother Rice) | 244        | 8  | 27 | 50 | 78 | 81 |    |    |
| Total Time:              | 1:36:04.99 |    |    |    |    |    |    |    |
| Average:                 | 19:13.00   |    |    |    |    |    |    |    |
| 10 Nazareth Academy      | 248        | 16 | 49 | 55 | 60 | 68 | 73 | 82 |
| Total Time:              | 1:34:12.57 |    |    |    |    |    |    |    |
| Average:                 | 18:50.52   |    |    |    |    |    |    |    |
| 11 Stagg                 | 300        | 38 | 46 | 66 | 74 | 76 | 77 | 79 |
| Total Time:              | 1:37:57.15 |    |    |    |    |    |    |    |
| Average:                 | 19:35.43   |    |    |    |    |    |    |    |
| 12 Benet Academy         | 320        | 56 | 62 | 65 | 67 | 70 | 71 | 72 |
| Total Time:              | 1:37:57.03 |    |    |    |    |    |    |    |
| Average:                 | 19:35.41   |    |    |    |    |    |    |    |

## Lions Pride Invite - 9/3/2016

9/3/2016

## Rankings

## Event 4 Boys 5280 Meter Run CC Var

| Name                   | Year School         | Finals   | Points |
|------------------------|---------------------|----------|--------|
| 1 Jacobs, Dylan        | Sandburg            | 14:19.01 | 1      |
| 2 Zona, Vince          | Lyons               | 14:20.68 | 2      |
| 3 Kilrea, Danny        | Lyons               | 14:24.73 | 3      |
| 4 Jordan, Reese        | Maine South         | 14:54.40 | 4      |
| 5 Boyer, Hunter        | Lowell              | 15:02.29 | 5      |
| 6 Fleming, Alec        | Lowell              | 15:02.84 | 6      |
| 7 Mitchell, Evan       | Lincoln-Way West    | 15:06.78 | 7      |
| 8 Palmer, Dan          | Lyons               | 15:26.88 | 8      |
| 9 Christopher, Brandon | Maine South         | 15:27.27 | 9      |
| 10 Siuda, Eddie        | Downers Grov        | 15:27.80 | 10     |
| 11 Kutchek, Graham     | Lyons               | 15:28.67 | 11     |
| 12 Skucas, Martin      | Sandburg            | 15:31.23 | 12     |
| 13 Tarasuk, Andrew     | Lyons               | 15:32.84 | 13     |
| 14 Slack, Eddie        | Chicago (Marist)    | 15:36.48 | 14     |
| 15 Castillo, David     | Aurora (West)       | 15:36.85 | 15     |
| 16 Girardot, Jeff      | Benet Academy       | 15:37.28 | 16     |
| 17 Hudak, Dustin       | Lowell              | 15:38.00 | 17     |
| 18 Pall, Alex          | Lyons               | 15:39.81 | 18     |
| 19 Wagner, Matt        | Chicago (Marist)    | 15:40.75 | 19     |
| 20 Perch, Josh         | Lincoln-Way Central | 15:45.44 | 20     |
| 21 Szymanski, Alex     | Sandburg            | 15:47.41 | 21     |
| 22 Joseph, Adam        | Lowell              | 15:47.77 | 22     |
| 23 Costello, Colin     | Lyons               | 15:48.26 | 23     |
| 24 O'Brien, Connor     | Riverside (R        | 15:48.88 | 24     |
| 25 Sweeney, Joe        | Chicago (Bro        | 15:49.37 |        |
| 26 Koncius, Anthony    | Stagg               | 15:50.81 | 25     |
| 27 Chapman, Caleb      | Lowell              | 15:51.34 | 26     |
| 28 Rosas, Fernando     | Lowell              | 15:56.24 | 27     |
| 29 Tarantino, Jared    | Stagg               | 15:56.91 | 28     |
| 30 Marchese, Tom       | Sandburg            | 16:00.20 | 29     |
| 31 Ghosh, Akhil        | Downers Grov        | 16:00.64 | 30     |
| 32 Fontanez, Lucas     | Lowell              | 16:05.21 | 31     |
| 33 Taylor, Ryan        | Lincoln-Way West    | 16:06.21 | 32     |
| 34 Wardzala, Jacob     | Riverside (R        | 16:07.25 | 33     |
| 35 Engels, Patrick     | Benet Academy       | 16:11.04 | 34     |
| 36 Hutchinson, Zak     | Lincoln-Way Central | 16:16.16 | 35     |
| 37 Sagan, Jack         | Riverside (R        | 16:17.86 | 36     |
| 38 Nolan, Kevin        | Lincoln-Way Central | 16:24.80 | 37     |
| 39 Dreyer, Rylan       | Downers Grov        | 16:35.65 | 38     |
| 40 Calderon, Nico      | Sandburg            | 16:36.17 | 39     |
| 41 King, Casey         | Willowbrook         | 16:37.87 | 40     |
| 42 O'Keefe, Connor     | Benet Academy       | 16:38.63 | 41     |
| 43 Furmanek, Xander    | Sandburg            | 16:39.26 | 42     |
| 44 Austgen, James      | Benet Academy       | 16:40.80 | 43     |
| 45 Zinsky, Jack        | Benet Academy       | 16:41.33 | 44     |
| 46 Smith, Ian          | Benet Academy       | 16:44.67 | 45     |
| 47 Hobart, Justin      | Stagg               | 16:45.18 | 46     |
| 48 Alvarez, David      | Sandburg            | 16:45.94 | 47     |
| 49 LaLonde, Luke       | Downers Grov        | 16:47.07 | 48     |
| 50 Morrill, Griffin    | Aurora (West)       | 16:47.67 | 49     |
| 51 Reilly, Patrick     | Aurora (West)       | 16:49.12 | 50     |
| 52 Caron, Matt         | Willowbrook         | 16:50.94 | 51     |



## Lions Pride Invite - 9/3/2016

9/3/2016

## Rankings

| ....Event 4 Boys 5280 Meter Run CC Var |                           |            |    |    |    |    |    |    |    |
|--|---------------------------|------------|----|----|----|----|----|----|----|
| 3                                      | Sandburg                  | 102        | 1  | 12 | 21 | 29 | 39 | 42 | 47 |
|  | Total Time:               | 1:18:14.02 |    |    |    |    |    |    |    |
|  | Average:                  | 15:38.81   |    |    |    |    |    |    |    |
| 4                                      | Benet Academy             | 178        | 16 | 34 | 41 | 43 | 44 | 45 | 73 |
|  | Total Time:               | 1:21:49.08 |    |    |    |    |    |    |    |
|  | Average:                  | 16:21.82   |    |    |    |    |    |    |    |
| 5                                      | Maine South               | 183        | 4  | 9  | 53 | 54 | 63 | 74 |    |
|  | Total Time:               | 1:21:38.72 |    |    |    |    |    |    |    |
|  | Average:                  | 16:19.75   |    |    |    |    |    |    |    |
| 6                                      | Downers Grove (South)     | 191        | 10 | 30 | 38 | 48 | 65 | 69 |    |
|  | Total Time:               | 1:22:18.69 |    |    |    |    |    |    |    |
|  | Average:                  | 16:27.74   |    |    |    |    |    |    |    |
| 7                                      | Riverside (R.-Brookfield) | 201        | 24 | 33 | 36 | 52 | 56 | 62 | 71 |
|  | Total Time:               | 1:22:13.62 |    |    |    |    |    |    |    |
|  | Average:                  | 16:26.73   |    |    |    |    |    |    |    |
| 8                                      | Lincoln-Way Central       | 212        | 20 | 35 | 37 | 59 | 61 | 66 | 70 |
|  | Total Time:               | 1:22:57.87 |    |    |    |    |    |    |    |
|  | Average:                  | 16:35.58   |    |    |    |    |    |    |    |
| 9                                      | Stagg                     | 238        | 25 | 28 | 46 | 67 | 72 | 75 | 76 |
|  | Total Time:               | 1:23:47.00 |    |    |    |    |    |    |    |
|  | Average:                  | 16:45.40   |    |    |    |    |    |    |    |
| 10                                     | Aurora (West Aurora)      | 240        | 15 | 49 | 50 | 58 | 68 | 78 | 79 |
|  | Total Time:               | 1:23:54.18 |    |    |    |    |    |    |    |
|  | Average:                  | 16:46.84   |    |    |    |    |    |    |    |
| 11                                     | Lincoln-Way West          | 258        | 7  | 32 | 57 | 77 | 85 |    |    |
|  | Total Time:               | 1:26:06.63 |    |    |    |    |    |    |    |
|  | Average:                  | 17:13.33   |    |    |    |    |    |    |    |
| 12                                     | Chicago (Marist)          | 258        | 14 | 19 | 60 | 82 | 83 |    |    |
|  | Total Time:               | 1:25:49.21 |    |    |    |    |    |    |    |
|  | Average:                  | 17:09.85   |    |    |    |    |    |    |    |
| 13                                     | Willowbrook               | 290        | 40 | 51 | 55 | 64 | 80 | 81 | 84 |
|  | Total Time:               | 1:26:31.40 |    |    |    |    |    |    |    |
|  | Average:                  | 17:18.28   |    |    |    |    |    |    |    |



## Lions Pride Invite - 9/3/2016

9/3/2016

## Rankings

## Event 2 Boys 5280 Meter Run CC JV

| Name                  | Year School         | Finals   | Points |
|-----------------------|---------------------|----------|--------|
| 140 Unknown           |                     | 21:37.91 |        |
| 154 Unknown           |                     | 22:32.77 |        |
| 1 VanKoevering, Luke  | Lyons               | 15:49.32 | 1      |
| 2 Lynch, Alex         | Lyons               | 15:54.01 | 2      |
| 3 Harders, Charles    | Lyons               | 16:17.82 | 3      |
| 4 Morales, Tyler      | Lyons               | 16:35.77 | 4      |
| 5 Kane, Patrick       | Lyons               | 16:39.57 | 5      |
| 6 Hagan, John         | Lyons               | 16:48.00 | 6      |
| 7 Archundia, Andrew   | Lyons               | 16:48.70 | 7      |
| 8 Garino, Glen        | Maine South         | 16:50.17 | 8      |
| 9 Mulligan, Nikoles   | Lowell              | 16:52.28 | 9      |
| 10 Smith, Michael     | Lyons               | 16:55.86 |        |
| 11 Morris, Patrick    | Sandburg            | 16:58.21 | 10     |
| 12 Duffy, Brendan     | Sandburg            | 17:10.34 | 11     |
| 13 Burden, Jack       | Sandburg            | 17:12.93 | 12     |
| 14 Wagner, Ryan       | Sandburg            | 17:15.44 | 13     |
| 15 Ozer, Jonah        | Lyons               | 17:17.78 |        |
| 16 Browne, Kevin      | Lowell              | 17:21.73 | 14     |
| 17 Garza, Christian   | Lyons               | 17:22.95 |        |
| 18 McGrath, Luke      | Downers Grov        | 17:28.40 | 15     |
| 19 Wojcicki, Nicholas | Lyons               | 17:29.34 |        |
| 20 Slowik, Jimmy      | Downers Grov        | 17:30.65 | 16     |
| 21 Nolan, Josh        | Sandburg            | 17:32.19 | 17     |
| 22 Gage, Ryan         | Downers Grov        | 17:37.60 | 18     |
| 23 Santora, Joe       | Maine South         | 17:41.92 | 19     |
| 24 Canete, Oswaldo    | Aurora (West        | 17:43.83 | 20     |
| 25 Thorsen, Matt      | Maine South         | 17:44.64 | 21     |
| 26 Connolly, Grant    | Downers Grov        | 17:45.16 | 22     |
| 27 Hogan, Andrew      | Lyons               | 17:45.80 |        |
| 28 Manos, Steven      | Maine South         | 17:47.76 | 23     |
| 29 Zarate, Christian  | Nazareth Academy    | 17:50.72 | 24     |
| 30 Metzger, Brian     | Nazareth Academy    | 17:54.84 | 25     |
| 31 Zavala, David      | Nazareth Academy    | 17:59.11 | 26     |
| 32 Rudofski, Stephen  | Lyons               | 18:00.69 |        |
| 33 Moazzam, Noor      | Sandburg            | 18:02.91 | 27     |
| 34 McGreal, Devin     | Lincoln-Way Central | 18:03.44 | 28     |
| 35 Troester, Mitchell | Lincoln-Way Central | 18:04.00 | 29     |
| 36 Lack, Aaron        | Lyons               | 18:04.89 |        |
| 37 Cranny, Ben        | Lyons               | 18:08.40 |        |
| 38 Jones, Evan        | Riverside (R        | 18:10.76 | 30     |
| 39 Nelson, Cole       | Maine South         | 18:14.64 | 31     |
| 40 Lafond, Caden      | Aurora (West        | 18:20.34 | 32     |
| 41 Shah, Sayuj        | Downers Grov        | 18:21.79 | 33     |
| 42 Albright, Austin   | Aurora (West        | 18:28.43 | 34     |
| 43 Hess, Joeseeph     | Lyons               | 18:30.28 |        |
| 44 Perez, Genaro      | Aurora (West        | 18:30.73 | 35     |
| 45 Brown, John        | Lyons               | 18:32.01 |        |
| 46 Dennelly, Sean     | Lincoln-Way Central | 18:32.43 | 36     |
| 47 Harold, Jason      | Benet Academy       | 18:33.21 | 37     |
| 48 Creevy, Alexander  | Nazareth Academy    | 18:34.35 | 38     |
| 49 Kral, Brian        | Lyons               | 18:35.16 |        |
| 50 Aleck, Matt        | Stagg               | 18:40.84 | 39     |

## Lions Pride Invite - 9/3/2016

9/3/2016

## Rankings

## ....Event 2 Boys 5280 Meter Run CC JV

|                          |                     |          |    |
|--------------------------|---------------------|----------|----|
| 51 Galvez, Luis          | Riverside (R)       | 18:41.41 | 40 |
| 52 Gaydos, Jeffrey       | Benet Academy       | 18:41.89 | 41 |
| 53 Lenz, Daniel          | Lincoln-Way West    | 18:43.70 |    |
| 54 Love, Jackson         | Lowell              | 18:44.52 | 42 |
| 55 Schwabe, Peter        | Lyons               | 18:46.22 |    |
| 56 Burchett, Thomas      | Lincoln-Way Central | 18:47.08 | 43 |
| 57 Tracy, Colin          | Chicago (Marist)    | 18:47.92 |    |
| 58 Hudec, Jack           | Downers Grov        | 18:49.34 | 44 |
| 59 Collins, Liam         | Benet Academy       | 18:51.27 | 45 |
| 60 Canfield, Jeremy      | Downers Grov        | 18:52.23 | 46 |
| 61 Mear, Liam            | Lyons               | 18:54.17 |    |
| 62 Pinskey, Justin       | Maine South         | 18:58.03 | 47 |
| 63 Curley, Jack          | Benet Academy       | 18:58.57 | 48 |
| 64 Coffey, Patrick       | Benet Academy       | 18:59.12 | 49 |
| 65 Kirk, Sam             | Downers Grov        | 18:59.64 |    |
| 66 Garbe, Nick           | Lyons               | 19:00.69 |    |
| 67 Kroll, Matthew        | Benet Academy       | 19:01.62 | 50 |
| 68 Cunningham, Luke      | Lyons               | 19:02.20 |    |
| 69 Male, Patrick         | Benet Academy       | 19:02.93 | 51 |
| 70 Pena, Nathan          | Lyons               | 19:05.17 |    |
| 71 Vincent, Chris        | Aurora (West        | 19:06.11 | 52 |
| 72 Panek, Jake           | Nazareth Academy    | 19:08.75 | 53 |
| 73 Fosco, Dominik        | Lowell              | 19:09.56 | 54 |
| 74 Rademaker, Luke       | Lyons               | 19:11.50 |    |
| 75 Sheehan, Sean         | Lincoln-Way Central | 19:13.41 | 55 |
| 76 Dillon, Aidan         | Chicago (Marist)    | 19:14.17 |    |
| 77 Patel, David          | Downers Grov        | 19:14.81 |    |
| 78 Einhorn, Alex         | Stagg               | 19:15.45 | 56 |
| 79 Laschober, Luke       | Lincoln-Way Central | 19:17.42 | 57 |
| 80 Mccoy, Kyle           | Aurora (West        | 19:18.67 | 58 |
| 81 Benzing, Andrew       | Lincoln-Way Central | 19:20.14 | 59 |
| 82 Bachman, Jared        | Lincoln-Way Central | 19:24.50 |    |
| 83 Boo, Jack             | Lyons               | 19:26.04 |    |
| 84 Alarcon, Angel        | Riverside (R)       | 19:26.54 | 60 |
| 85 Lams, Jacob           | Riverside (R)       | 19:33.45 | 61 |
| 86 Bednarczuk, Dawid     | Stagg               | 19:35.48 | 62 |
| 87 Kotowski, Nate        | Maine South         | 19:39.51 | 63 |
| 88 Faje, Cross           | Riverside (R)       | 19:43.10 | 64 |
| 89 Superstar, Johnny     | Lyons               | 19:44.31 |    |
| 90 Allegretti, Nick      | Riverside (R)       | 19:45.72 | 65 |
| 91 Donnelly, Joe         | Chicago (Marist)    | 19:49.29 |    |
| 92 Larison, Kannon       | Lyons               | 19:50.19 |    |
| 93 McCarrick, Dan        | Maine South         | 19:51.43 |    |
| 94 Perillo, Vinnie       | Lincoln-Way West    | 19:53.70 |    |
| 95 Villaneuva, Christian | Sandburg            | 19:54.21 | 66 |
| 96 Nadle, Reece          | Lyons               | 19:54.87 |    |
| 97 O'Donnell, Hugh       | Lyons               | 19:57.32 |    |
| 98 Larkin, Thomas        | Lowell              | 19:58.27 | 67 |
| 99 Burke, Jack           | Lyons               | 20:00.98 |    |
| 100 Cantorna, James      | Stagg               | 20:06.99 | 68 |
| 101 Meersman, Michael    | Lincoln-Way Central | 20:09.54 |    |
| 102 Langan, Joesph       | Lyons               | 20:10.17 |    |
| 103 Saucedo, Miguel      | Downers Grov        | 20:10.96 |    |
| 104 Cefali, Alex         | Lyons               | 20:11.44 |    |
| 105 Mangini, Philip      | Lyons               | 20:12.42 |    |

## Lions Pride Invite - 9/3/2016

9/3/2016

## Rankings

## ....Event 2 Boys 5280 Meter Run CC JV

|     |                      |                     |          |    |
|-----|----------------------|---------------------|----------|----|
| 106 | Greving, Mason       | Lyons               | 20:14.20 |    |
| 107 | McQuillan, Michael   | Lyons               | 20:14.80 |    |
| 108 | Feichtinger, Braeden | Lyons               | 20:17.35 |    |
| 109 | Collins, Malachy     | Lyons               | 20:19.71 |    |
| 110 | Curley, Tim          | Lyons               | 20:22.34 |    |
| 111 | Eggerding, Peter     | Lyons               | 20:26.25 |    |
| 112 | Verdin, Jack         | Lyons               | 20:28.39 |    |
| 113 | Peterson, Nathan     | Lincoln-Way Central | 20:30.14 |    |
| 114 | Miley, Brad          | Lowell              | 20:30.75 | 69 |
| 115 | Tinoco, Joshua       | Downers Grov        | 20:34.15 |    |
| 116 | Alkhani, Baraa       | Stagg               | 20:36.84 | 70 |
| 117 | Herres, Nick         | Stagg               | 20:37.81 | 71 |
| 118 | Kiley, Peter         | Lyons               | 20:38.60 |    |
| 119 | Stark, Griffin       | Lyons               | 20:41.34 |    |
| 120 | Giron, Antonio       | Lyons               | 20:43.07 |    |
| 121 | Carmody, Austin      | Lyons               | 20:44.24 |    |
| 122 | Mears, Jayson        | Downers Grov        | 20:45.52 |    |
| 123 | Dellios, Alex        | Lyons               | 20:46.86 |    |
| 124 | Prystalski, Lenny    | Lyons               | 20:51.44 |    |
| 125 | Janos, A.J.          | Downers Grov        | 20:57.04 |    |
| 126 | Wojicki, Billy       | Lyons               | 20:58.34 |    |
| 127 | Larmon, Patrick      | Lyons               | 21:01.07 |    |
| 128 | Moran, Will          | Lyons               | 21:05.24 |    |
| 129 | McKenzie, Kevin      | Lyons               | 21:06.12 |    |
| 130 | Duelm, Jonathan      | Lyons               | 21:09.13 |    |
| 131 | Sloyan, William      | Lyons               | 21:10.27 |    |
| 132 | Martinez, RJ         | Riverside (R        | 21:21.71 | 72 |
| 133 | Branom, Reed         | Aurora (West        | 21:23.13 | 73 |
| 134 | Walls, Christian     | Aurora (West        | 21:23.69 |    |
| 135 | Boswell, John        | Lincoln-Way West    | 21:24.38 |    |
| 136 | Murphy, Chris        | Chicago (Bro        | 21:26.55 |    |
| 137 | Valentino, Aaron     | Lyons               | 21:30.31 |    |
| 138 | Theodorou, Justin    | Nazareth Academy    | 21:30.96 | 74 |
| 139 | Anderson, Scott      | Riverside (R        | 21:36.49 |    |
| 140 | Vizgirda, Griffin    | Lyons               | 21:39.91 |    |
| 141 | Nichol, Zach         | Lyons               | 21:40.49 |    |
| 142 | Friguletto, Jake     | Willowbrook         | 21:42.87 |    |
| 143 | Streeter, Ryan       | Lowell              | 21:46.49 | 75 |
| 144 | Wisniewski, Jakub    | Downers Grov        | 22:02.21 |    |
| 145 | Stark, Dylan         | Lyons               | 22:08.80 |    |
| 146 | Clifton, Mike        | Lyons               | 22:10.28 |    |
| 147 | Rhan, Nate           | Chicago (Marist)    | 22:12.74 |    |
| 148 | Dinon, Vincent       | Nazareth Academy    | 22:15.94 | 76 |
| 149 | Javadi, Maziar       | Lyons               | 22:17.06 |    |
| 150 | Moran, Kevin         | Lyons               | 22:18.25 |    |
| 151 | Gonzalez, Keven      | Downers Grov        | 22:21.27 |    |
| 152 | Iturralde, Austin    | Lyons               | 22:25.15 |    |
| 153 | Sida, Manny          | Riverside (R        | 22:51.74 |    |
| 154 | Krauter, Matthew     | Downers Grov        | 23:06.02 |    |
| 155 | Jedralski, Phil      | Downers Grov        | 23:08.65 |    |
| 156 | Hank, Jeff           | Lyons               | 23:29.60 |    |
| 157 | Wagner, Sean         | Nazareth Academy    | 23:48.27 |    |
| 158 | Thiakos, Alex        | Lyons               | 24:03.67 |    |
| 159 | Moster, Jim          | Nazareth Academy    | 24:25.15 |    |
| 160 | Sheleheda, Corbin    | Lincoln-Way Central | 25:47.81 |    |





## SANDBURG CROSS COUNTRY

### NEWS AND NOTES

*RUNNERS OF THE WEEK: Ben Giblin, Alex Miller*

Reavis Invitational

Saturday, Sept. 10, 2016

70, rain off and on, wet course, same course as 2015

#### COACH'S COMMENTS:

We had more health, more cohesion and more competitiveness this week. We continue to work on multiple levels of how to race and compete better. We will need the full length of the season to reach our best on all levels—F/S and Varsity. We have an entirely new group of varsity competitors taking on the legendary roles of Sandburg Varsity racing, and we have a phenomenal freshman group and sophomores stepping into new roles. All across the board we are learning. This makes every race critically important and you need to take advantage of these opportunities to risk and learn about yourself. I don't mind when we do things the right way and the outcomes aren't exactly what we want, because if you do things the right way long enough great things will happen. What I do mind is when we waste opportunities and stay safe.

With the wet course and rain, it was a perfect cross country day. Our F/S guys got to race together this week after being separated last week and we used the moment to really gel together. I've been impressed with the development of **Peter Burkuri's** mentality in the last few weeks. We saw him blast to the front of the race this week. He was full of passion to compete hard. I love it. I hope he keeps bringing that mentality and even though his finishing place is not what he hoped for, once again, if you do things the right way eventually great things happen. He need to keep running with fearlessness and passion, find the toughness mid-race and close out and great things will happen. Likewise, I loved **John Cunningham's** same aggressive mindset and competitiveness. He wants to compete and beat people, plain and simple. **Ethan Miranda-Gale** was simply phenomenal. He had a time that would have been right with the varsity group and is showing some signs of greatness. He was aggressive early and all throughout the race. I can't believe he is doing what he's doing right now. Meanwhile the **Giblin's** hooked back up and simply chopped heads. I love their determined racing. **Ben Giblin** came back a week after struggling at Lyons but I was confident he'd be ready to roll and he was. The key to anyone's season is that when things start going poorly, you still need to believe in great things. We can't get too down and lose confidence. When you train hard and race in the meets we race in there are bound to be some rough days, but the key is to do exactly what Ben Giblin did: come back with determination and go all in with no fear of failure. What an exciting group of F/S runners. Our varsity took off and went to the lead right away. Entering the woods, I was excited about their aggression. The main issue with their race came when eight competitors took over the race and we had no response. We should have immediately battled back but lacked a response. If you look at our times from last year, we should have a bigger improvement value than we do. We just need to believe we belong in the front. That's the difference between also-ran and the best. Instead, we are allowing ourselves to stay comfortable. In the open race, **Danny Papan** stepped up and was determined to be the winner of the race. He was clearly running with a ton of energy in the lead. The key will be his ability to race with that kind of energy and enthusiasm with a pack around him. **Matthew Carlson** dropped a full two minutes from last year—really impressive stuff. **Marcelo Claire** also chopped off two minutes and he's been showing some energy at practice and the morning run. **Alex Miller** was phenomenal and made a big jump this week. I love Alex's attitude and how he is finding ways to be better every moment of every practice. That mentality shows up in his race.

One thing that I really loved about our team the last two weeks is the ramping up of our team accountability, energy and toughness. Our culture is improving. We are pushing each other, calling each other

out when we need to, expecting great things from each other, recruiting younger guys to morning runs even though they aren't mandatory, not allowing excuses, and communicating better. The varsity this week planned for front-running and winning. The F/S warmed up and talked about course strategy. The discussions at the finish line were honest. This is what we need. It's when a team warms up and discusses how they "don't feel good today," or find other excuses like, "we have plenty more races," "I'm just going to feel out the race," or any other variations of guys trying to find ways out of the pressure of competing hard that we are in trouble. This can't be our culture. Our culture has to be one where we never let each other off the hook. This is hard to hear sometimes, but champions *want* that ultimately. Expecting toughness and winning out of each other shows a belief in each other.

This brings me to one of the main points we'll need to bring with us the rest of the way: race the people around you, don't just run with them. There is a huge difference between being in the race and running with people versus racing people. The people at the very front of the race often benefit from duking it out with the 3-4 other runners who are competing for the top spot. This puts them even further ahead of the field. Meanwhile, the typical runner who isn't a part of the very front of the race often end up "running with people" rather than competing against them. If you find yourself in the heat of a pack, then you need to reframe the race into a race against the five guys around you and in front of you. Start working to beat them, not just run with them. Work to pass. If you find yourself racing your way ahead of those five guys, then reapply the same psychology to the next group. Let's compete!

Peoria will challenge us physically and mentally. Ultra-competitive environments with additional distractions is a perfect way to truly test your confidence and your ability to problem solve and stay in the moment. There are those who want to be the best and those who have the will to be the best. Big difference. One thing I have learned this week: if you care enough there is no such thing as too tired. Remember that when you go to race!

#### **TIDBITS:**

- ✓ Thanks to the parents, family and friends who have been coming out to the meets and showing support.
- ✓ Saturday is the Peoria Notre Dame Inv. Travel time is approx. 2.5 hours. We will also be spending a little time on state meet strategy after the race, so we will not be getting back until early evening (more precise timeline is forthcoming). We can only take 50 of our 65 guys due to bus restrictions.
- ✓ Awesome job showing up to the Jane Caliendo 5k to show your support for the school and the Caliendo family!
- ✓ Great job with the finish line—you guys were a great sight at the finish chute.

**WHAT'S NEXT:** Goals for Peoria: Some of the best runners in the state are there. Let's go get 'em.. PR's for everyone.

Sub 16:30 Club for F/S and Sub 15:30 Club for juniors/seniors. New school record.

#### **Sophomore:**

Team Totals:

|                                     |                      |               |                      |                |
|-------------------------------------|----------------------|---------------|----------------------|----------------|
| 1. Sandburg--42                     | 2. Lyons--53         | 3. Marist--89 | 4. Brother Rice--170 | 5. Reavis--180 |
| 2015 (50's, rain, wet course, wind) |                      |               |                      |                |
| 2. E Miranda-Gale                   | 5:30—5:49/11:21—5:55 | 17:15         |                      |                |
| 8. Cunningham                       | 5:40—6:05/11:46—5:59 | 17:44         | 19:05                |                |
| 9. Bukiri                           | 5:29—6:11/11:40—6:04 | 17:45         | 18:47                |                |
| 11. B Giblin                        | 5:50—5:57/11:47—6:01 | 17:48         |                      |                |
| 12. W Giblin                        | 5:50—5:57/11:47—6:01 | 17:48         |                      |                |
| 17. Walter                          | 5:46—6:16/12:02—6:12 | 18:14         | 20:23                |                |
| 28. McGrath                         | 5:56—6:27/12:23—6:21 | 18:44         |                      |                |

#### **Varsity:**

Team Totals:

|                 |                      |              |                     |                    |
|-----------------|----------------------|--------------|---------------------|--------------------|
| 1. Sandburg -43 | 2. Stagg--69         | 3. Argo--113 | 4. Tinley Park--148 | 5. Eisenhower--153 |
| <u>2015</u>     |                      |              |                     |                    |
| 9. Sieczkowski  | 5:23—5:48/11:11—5:41 | 16:52        | 17:15               |                    |
| 10. Furmanek    | 5:26—5:48/11:14—5:44 | 16:58        | 17:40               |                    |
| 11. Gonsch      | 5:30—5:58/11:28—5:37 | 17:05        | 17:14               |                    |
| 13. Alvarez     | 5:25—5:55/11:20—5:45 | 17:05        |                     |                    |
| 15. Calderon    | 5:24—5:54/11:19—5:48 | 17:07        | 17:37               |                    |
| 16. Rodriguez   | 5:25—5:54/11:19—5:49 | 17:08        |                     |                    |
| 35. Cachares    | 5:32—6:15/11:47—6:05 | 17:52        | 17:38               |                    |

| Open:               |                       |       | <u>2015</u> |
|---------------------|-----------------------|-------|-------------|
| 1. Papan            | 5:42—6:02/11:44—5:41  | 17:25 | 17:45       |
| 2. Wagner           | 5:43—6:00/11:43—5:59  | 17:42 | 17:48       |
| 3. Morris           | 5:42—6:02/11:44—6:03  | 17:47 | 18:10       |
| 5. Duffy            | 5:40—6:16/11:56—6:27  | 18:23 | 18:01       |
| 6. Apter            | 5:58—6:17/12:15—6:12  | 18:26 |             |
| 8. Appelido         | 5:53—6:23/12:16—6:17  | 18:33 | 21:02       |
| 9. Fornaris         | 6:03--                | 18:34 | 20:09       |
| 11. Moazzam         | 6:08                  | 18:37 | 19:55       |
| 12. Miller          | 6:04—6:12/12:16—6:23  | 18:39 |             |
| 15. Kronenberger    | 6:11--                | 18:41 |             |
| 17. Bruce           | 6:09—6:23/12:32—6:12  | 18:44 |             |
| 33. Cosler          | 6:14—6:30/12:44—6:18  | 19:02 |             |
| 42. Sak             | 6:11—6:36/12:47—6:33  | 19:20 | 21:02       |
| 44. Pittacora       | 6:18—6:38/12:56—6:26  | 19:22 | 22:53       |
| 47. Mathas          | 6:22--                | 19:29 | 20:23       |
| 49. Carollo         | 6:15—6:41/12:56—6:37  | 19:33 | 20:42       |
| 56. Hernandez       | 6:16--                | 19:47 |             |
| 57. Kenes           |                       | 19:48 | 20:02       |
| 61. Spaagaren       |                       | 19:52 | 21:53       |
| 62. Pearson         |                       | 19:53 |             |
| 65. Claire          | 6:21--                | 20:01 | 22:03       |
| 74. Nolan           | 6:25—7:01/13:26--6:47 | 20:13 | 17:45       |
| 86. Villaneuva      | 6:26—7:04/13:30—6:54  | 20:26 |             |
| 93. Lane            | 6:27—7:13/13:43—6:55  | 20:38 | 19:53       |
| 100. Rutkowski      |                       | 20:49 |             |
| 111. Carlson        |                       | 21:08 | 23:10       |
| 119. Mckeough       |                       | 21:22 |             |
| 143. D Miranda-Gale |                       | 22:04 |             |
| 144. Murphy         |                       | 22:04 |             |
| 157. Slack          |                       | 22:24 |             |
| 164. Campoboso      |                       | 22:35 |             |
| 198. Wilmington     |                       | 23:29 |             |
| 199. Bhan           |                       | 23:30 |             |
| 200. Williams       |                       | 23:21 |             |
| 228. Burns          |                       | 26:37 |             |

# Sandburg

## CROSS COUNTRY

# Kreppett Kompusport Software

Computerized Sports Timing & Scoring

Home

Up

Search

Contents

Feedback

## Boys Varsity

Girls Fr/So

Boys Fr/So

Girls Varsity

Boys Varsity

Girls Open

Boys Open



Sept. 11, 2001

And our Flag was still there, o'er the Land of the Free, and the Home of the Brave.  
God Bless America!

[View detail info about the meet.](#)

GPS coordinates, meet schedule, participating teams, course map, etc.

[Individual Results](#)

[Final Team Standings \(by points\)](#)

[Final Team Standings \(by time\)](#)

## 52nd Annual Reavis Rams Invitational

September 10, 2016  
Boys Varsity  
3.0 Miles

### RACE RESULTS

Course record is 0:14:41.7 by Caleb Washington of Shepard on Oct. 17, 2015

| Place | Ovral Score | School         | Name                    | Time      |
|-------|-------------|----------------|-------------------------|-----------|
| 1     |             | Kennedy        | Jesus Palmerin (Sr)     | 0:16:11.5 |
| 2     |             | Brother Rice   | Joe Sweeney (Sr)        | 0:16:13.0 |
| 3     | 1           | Hinsdale South | Chris Joseph (Sr)       | 0:16:14.2 |
| 4     |             | Marist         | Matt Wagner (Sr)        | 0:16:19.7 |
| 5     | 2           | Stagg          | Anthony Koncius (Sr)    | 0:16:23.4 |
| 6     | 3           | Stagg          | Jared Tarantino (Jr)    | 0:16:29.9 |
| 7     | 4           | Eisenhower     | Josh English (Jr)       | 0:16:34.0 |
| 8     | 5           | Reavis         | Jonathon Behling (Sr)   | 0:16:34.5 |
| 9     | 6           | Sandburg       | Robbie Sieczkowski (Jr) | 0:16:52.4 |
| 10    | 7           | Sandburg       | Xander Furmanek (Jr)    | 0:16:58.6 |
| 11    | 8           | Sandburg       | Nick Gonsch (Jr)        | 0:17:05.4 |
| 12    | 9           | Tinley Park    | Joe Davies (Sr)         | 0:17:05.7 |
| 13    | 10          | Sandburg       | David Alvarez (Sr)      | 0:17:05.9 |
| 14    | 11          | Eisenhower     | Nick Chapan (Jr)        | 0:17:06.2 |



|    |    |                           |                         |           |
|----|----|---------------------------|-------------------------|-----------|
| 15 | 12 | Sandburg                  | Nico Calderon (So)      | 0:17:07.7 |
| 16 | 13 | Sandburg                  | Sam Rodriguez (Fr)      | 0:17:08.5 |
| 17 |    | Brother Rice              | Jack Mongan (Sr)        | 0:17:14.0 |
| 18 | 14 | Argo                      | Alvaro Barajas (Jr)     | 0:17:18.1 |
| 19 | 15 | Stagg                     | Justin Hobart (Jr)      | 0:17:21.5 |
| 20 | 16 | Homewood-Flossmoor        | Stewart Keene (Jr)      | 0:17:26.4 |
| 21 | 17 | Argo                      | Nathan Morrelly (So)    | 0:17:27.6 |
| 22 | 18 | Argo                      | Manuel Rangel (Sr)      | 0:17:28.8 |
| 23 | 19 | Oak Lawn                  | Sergio Serna (Sr)       | 0:17:30.0 |
| 24 |    | Brother Rice              | Steve Sloan (Jr)        | 0:17:31.0 |
| 25 | 20 | Thornton Fractional South | Cyrus Dixon (Sr)        | 0:17:35.6 |
| 26 | 21 | Oak Forest                | Tyler Vrba (Sr)         | 0:17:37.5 |
| 27 | 22 | Hinsdale South            | Trevor Schauer (Jr)     | 0:17:39.9 |
| 28 |    | Marian Catholic           | Jalen Frazier (Jr)      | 0:17:40.6 |
| 29 | 23 | Mt. Carmel                | Tommy Jacobs (Jr)       | 0:17:40.8 |
| 30 | 24 | Stagg                     | Kyle Madura (Jr)        | 0:17:41.8 |
| 31 | 25 | Stagg                     | John Doherty (Jr)       | 0:17:43.8 |
| 32 | 26 | Eisenhower                | Elihu Young (Jr)        | 0:17:48.3 |
| 33 | 27 | Tinley Park               | Tj Weglarz (Sr)         | 0:17:49.7 |
| 34 | 28 | Stagg                     | Khamis Suleiman (Sr)    | 0:17:51.5 |
| 35 | 29 | Sandburg                  | Ben Cacahres (Sr)       | 0:17:52.2 |
| 36 | 30 | Argo                      | Eddie McGee (Sr)        | 0:17:58.0 |
| 37 | 31 | Homewood-Flossmoor        | Bradley Coen (Jr)       | 0:18:00.0 |
| 38 | 32 | Reavis                    | Hector Lopez (Sr)       | 0:18:03.5 |
| 39 | 33 | Oak Lawn                  | Michael Majcherek (So)  | 0:18:06.1 |
| 40 |    | Richards                  | Chauncey Lawson (Sr)    | 0:18:10.5 |
| 41 | 34 | Argo                      | Ernan Cruz (Jr)         | 0:18:11.3 |
| 42 | 35 | Hinsdale South            | Will Hogan (Jr)         | 0:18:12.5 |
| 43 | 36 | Tinley Park               | Ettore Gaytan (Sr)      | 0:18:14.2 |
| 44 | 37 | Tinley Park               | Josh Boyland (Sr)       | 0:18:14.6 |
| 45 | 38 | Oak Forest                | Al Ochoa (Sr)           | 0:18:17.7 |
| 46 | 39 | Tinley Park               | Nate Hackett (Sr)       | 0:18:21.6 |
| 47 | 40 | Oak Lawn                  | Josh Rios (Jr)          | 0:18:22.5 |
| 48 | 41 | Stagg                     | Arnas Liesis (Jr)       | 0:18:26.1 |
| 49 | 42 | Oak Lawn                  | Alec Suarez (Jr)        | 0:18:30.0 |
| 50 | 43 | Reavis                    | Robert Zieba (Jr)       | 0:18:36.6 |
| 51 | 44 | Oak Lawn                  | Juan Hernandez (Jr)     | 0:18:38.2 |
| 52 | 45 | Argo                      | Carlos Delatorre (Jr)   | 0:18:41.2 |
| 53 | 46 | Thornton Fractional South | Roger Chavez (Jr)       | 0:18:47.7 |
| 54 | 47 | Oak Lawn                  | Yousef Jaber (So)       | 0:18:48.7 |
| 55 |    | Marist                    | Dennis Carroll (Jr)     | 0:18:54.0 |
| 56 | 48 | Homewood-Flossmoor        | Byron Graham (Jr)       | 0:18:55.4 |
| 57 | 49 | Argo                      | Daniel McGee (Sr)       | 0:18:55.7 |
| 58 |    | Marian Catholic           | Erick Neal (Jr)         | 0:18:56.2 |
| 59 | 50 | Reavis                    | Ricardo Silva (Sr)      | 0:18:59.6 |
| 60 | 51 | Mt. Carmel                | Vince Gallapo (Jr)      | 0:19:03.9 |
| 61 | 52 | Oak Lawn                  | Alfred Agapito (Jr)     | 0:19:09.5 |
| 62 | 53 | Tinley Park               | John Kennedy (Jr)       | 0:19:11.5 |
| 63 | 54 | Eisenhower                | Gio Montalvo (Jr)       | 0:19:15.1 |
| 64 | 55 | Tinley Park               | Luke Russo (Sr)         | 0:19:17.6 |
| 65 | 56 | Reavis                    | Rafael Lopez (Sr)       | 0:19:24.3 |
| 66 | 57 | Mt. Carmel                | Patrick Fagan (Jr)      | 0:19:24.7 |
| 67 | 58 | Eisenhower                | Ricardo Frausto (Sr)    | 0:19:26.6 |
| 68 |    | Rich Central              | DeVenchie Catron (Sr)   | 0:19:29.2 |
| 69 | 59 | Homewood-Flossmoor        | Matthew Piotrowski (So) | 0:19:31.3 |
| 70 | 60 | Reavis                    | Rafael Villarreal (Jr)  | 0:19:33.8 |
| 71 | 61 | Homewood-Flossmoor        | Wyatt Shipman (So)      | 0:19:39.5 |
| 72 | 62 | Reavis                    | Fabian Garcia (Jr)      | 0:19:40.7 |
| 73 | 63 | Oak Forest                | Kane Burke (Jr)         | 0:19:41.2 |
| 74 | 64 | St. Rita                  | Nick Martone (Sr)       | 0:19:44.5 |
| 75 | 65 | Eisenhower                | Christian Vallejo (Sr)  | 0:19:46.6 |
| 76 | 66 | St. Rita                  | Oscar Martinez (Sr)     | 0:19:47.3 |
| 77 | 67 | Hinsdale South            | Dylan Fichtelberg (Jr)  | 0:19:58.1 |
| 78 | 68 | Mt. Carmel                | Luke Ehrenstrom (Jr)    | 0:19:59.7 |
| 79 | 69 | Thornton Fractional South | Travance Core (Sr)      | 0:20:04.4 |
| 80 | 70 | Eisenhower                | Dan Herrera (Sr)        | 0:20:12.2 |
| 81 | 71 | Thornton Fractional South | Zach Robinson (Jr)      | 0:20:14.1 |

|     |    |                           |                        |           |
|-----|----|---------------------------|------------------------|-----------|
| 82  | 72 | Hinsdale South            | Christian Schulte (Jr) | 0:20:16.8 |
| 83  | 73 | Oak Forest                | Sam Cabrera (Sr)       | 0:20:20.4 |
| 84  | 74 | Solorio Academy           | Jose Lopez (Jr)        | 0:20:21.5 |
| 85  |    | Richards                  | Nick Bruno-Lind (So)   | 0:20:35.6 |
| 86  | 75 | Mt. Carmel                | Nick Dimas (Sr)        | 0:20:40.2 |
| 87  | 76 | Solorio Academy           | Omar Luis (Jr)         | 0:20:41.7 |
| 88  |    | Richards                  | Rafal Czech (Jr)       | 0:20:54.3 |
| 89  | 77 | Solorio Academy           | Fabian Arroyo (Jr)     | 0:20:58.2 |
| 90  | 78 | Oak Forest                | Paris Stirrat (Jr)     | 0:21:05.7 |
| 91  | 79 | Solorio Academy           | Eduardo Maya (So)      | 0:21:09.0 |
| 92  | 80 | Oak Forest                | John Manso (Sr)        | 0:21:19.7 |
| 93  | 81 | Oak Forest                | Tristan Ramos (Jr)     | 0:21:42.0 |
| 94  | 82 | Homewood-Flossmoor        | Andrew Harris (Jr)     | 0:21:42.4 |
| 95  | 83 | Thornton Fractional South | Jaylin Joshua (Sr)     | 0:21:47.8 |
| 96  | 84 | Thornton Fractional South | Sam Lewis (Sr)         | 0:22:10.9 |
| 97  | 85 | Thornton Fractional South | Bobby Bonifazi (Sr)    | 0:22:25.1 |
| 98  | 86 | Mt. Carmel                | Anthony Morales (Jr)   | 0:22:35.7 |
| 99  | 87 | Mt. Carmel                | Gabe Lodato (Jr)       | 0:23:13.8 |
| 100 |    | Richards                  | P.J. Fox (Sr)          | 0:23:33.4 |
| 101 | 88 | Solorio Academy           | Aaron Sanchez (Jr)     | 0:24:26.8 |
| 102 | 89 | St. Rita                  | Will March (So)        | 0:24:28.4 |
| 103 | 90 | St. Rita                  | Darrell Hill (Fr)      | 0:24:46.3 |
| 104 | 91 | Solorio Academy           | Oswaldo Vazquez (Jr)   | 0:25:06.6 |
| 105 | 92 | St. Rita                  | Sean Reidy (Jr)        | 0:26:55.1 |

-----  
Program (C) 1985-2016 Fred Kreppert, Yorkville, IL (630) 882-2364 fred@kompusport.com  
Results by Kreppert Kompusport Software, Yorkville, IL http://www.kompusport.com

**FINAL TEAM STANDINGS:**

| Place | School                    | Score                           | Scoring Places |     |     |     |     |     |    |
|-------|---------------------------|---------------------------------|----------------|-----|-----|-----|-----|-----|----|
| 1     | Sandburg                  | 43                              | 6,             | 7,  | 8,  | 10, | 12, | 13, | 29 |
| 2     | Stagg                     | 69                              | 2,             | 3,  | 15, | 24, | 25, | 28, | 41 |
| 3     | Argo                      | 113                             | 14,            | 17, | 18, | 30, | 34, | 45, | 49 |
| 4     | Tinley Park               | 148                             | 9,             | 27, | 36, | 37, | 39, | 53, | 55 |
| 5     | Eisenhower                | 153                             | 4,             | 11, | 26, | 54, | 58, | 65, | 70 |
| 6     | Oak Lawn                  | 178                             | 19,            | 33, | 40, | 42, | 44, | 47, | 52 |
| 7     | Reavis                    | 186                             | 5,             | 32, | 43, | 50, | 56, | 60, | 62 |
| 8     | Hinsdale South            | 197                             | 1,             | 22, | 35, | 67, | 72  |     |    |
| 9     | Homewood-Flossmoor        | 215                             | 16,            | 31, | 48, | 59, | 61, | 82  |    |
| 10    | Oak Forest                | 273                             | 21,            | 38, | 63, | 73, | 78, | 80, | 81 |
| 11    | Mt. Carmel                | 274                             | 23,            | 51, | 57, | 68, | 75, | 86, | 87 |
| 12    | Thornton Fractional South | 289                             | 20,            | 46, | 69, | 71, | 83, | 84, | 85 |
| 13    | Solorio Academy           | 394                             | 74,            | 76, | 77, | 79, | 88, | 91  |    |
| 14    | St. Rita                  | 401                             | 64,            | 66, | 89, | 90, | 92  |     |    |
|       | Brother Rice              | No Score - Had only 3 finishers |                |     |     |     |     |     |    |
|       | Kennedy                   | No Score - Had only 1 finisher  |                |     |     |     |     |     |    |
|       | Lyons Township            | No Score - Had only 0 finishers |                |     |     |     |     |     |    |
|       | Marian Catholic           | No Score - Had only 2 finishers |                |     |     |     |     |     |    |
|       | Marist                    | No Score - Had only 2 finishers |                |     |     |     |     |     |    |
|       | Rich Central              | No Score - Had only 1 finisher  |                |     |     |     |     |     |    |
|       | Richards                  | No Score - Had only 4 finishers |                |     |     |     |     |     |    |
|       | St. Laurence              | No Score - Had only 0 finishers |                |     |     |     |     |     |    |

-----  
Program (C) 1985-2016 Fred Kreppert, Yorkville, IL (630) 882-2364 fred@kompusport.com  
Results by Kreppert Kompusport Software, Yorkville, IL http://www.kompusport.com

**FINAL TEAM STANDINGS: (by total team time)**

| Place | School   | Score | Avg   | Diff | Scoring Times |        |        |        |        |       |
|-------|----------|-------|-------|------|---------------|--------|--------|--------|--------|-------|
| 1     | Sandburg | 85:12 | 17:02 | 0:15 | 16:53,        | 16:59, | 17:06, | 17:06, | 17:08, | 17:09 |

|    |                           |          |       |      |  |
|----|---------------------------|----------|-------|------|--|
| 2  | Stagg                     | 85:42    | 17:08 | 1:20 | 16:24, 16:30, 17:22, 17:42, 17:44, 17:52 |
| 3  | Argo                      | 88:25    | 17:41 | 0:54 | 17:18, 17:28, 17:29, 17:58, 18:12, 18:42 |
| 4  | Tinley Park               | 89:48    | 17:58 | 1:16 | 17:06, 17:50, 18:15, 18:15, 18:22, 19:12 |
| 5  | Eisenhower                | 90:12    | 18:02 | 2:53 | 16:34, 17:07, 17:49, 19:15, 19:27, 19:47 |
| 6  | Oak Lawn                  | 91:08    | 18:14 | 1:09 | 17:30, 18:06, 18:23, 18:30, 18:39, 18:49 |
| 7  | Reavis                    | 91:41    | 18:20 | 2:50 | 16:35, 18:04, 18:37, 19:00, 19:25, 19:34 |
| 8  | Hinsdale South            | 92:24    | 18:29 | 4:02 | 16:15, 17:40, 18:13, 19:59, 20:17        |
| 9  | Homewood-Flossmoor        | 93:35    | 18:43 | 2:13 | 17:27, 18:00, 18:56, 19:32, 19:40, 21:43 |
| 10 | Mt. Carmel                | 96:51    | 19:22 | 3:00 | 17:41, 19:04, 19:25, 20:00, 20:41, 22:36 |
| 11 | Oak Forest                | 97:05    | 19:25 | 3:28 | 17:38, 18:18, 19:42, 20:21, 21:06, 21:20 |
| 12 | Thornton Fractional South | 98:31    | 19:42 | 4:12 | 17:36, 18:48, 20:05, 20:14, 21:48, 22:11 |
| 13 | Solorio Academy           | 107:39   | 21:32 | 4:05 | 20:22, 20:42, 20:59, 21:09, 24:27, 25:07 |
| 14 | St. Rita                  | 115:44   | 23:09 | 7:10 | 19:45, 19:48, 24:29, 24:47, 26:55        |
|    | Brother Rice              | No Score |       |      | 16:13, 17:14, 17:31                      |
|    | Kennedy                   | No Score |       |      | 16:12                                    |
|    | Lyons Township            | No Score |       |      |  |
|    | Marian Catholic           | No Score |       |      | 17:41, 18:57                             |
|    | Marist                    | No Score |       |      | 16:20, 18:54                             |
|    | Rich Central              | No Score |       |      | 19:30                                    |
|    | Richards                  | No Score |       |      | 18:11, 20:36, 20:55, 23:34               |
|    | St. Laurence              | No Score |       |      |  |

-----  
 Program (C) 1985-2016 Fred Kreppert, Yorkville, IL (630) 882-2364 fred@kompusport.com  
 Results by Kreppert Kompusport Software, Yorkville, IL http://www.kompusport.com

You are the **655** visitor to this page since September 7, 2016.

Send mail to [fred@kompusport.com](mailto:fred@kompusport.com) with questions or comments about this web site.  
 Copyright © 1998-2016 Kreppert Kompusport Software (www.kompusport.com)  
 Last modified: Saturday, September 10, 2016

# Kreppert Kompusport Software

Computerized Sports Timing & Scoring

Home

Up

Search

Contents

Feedback

Boys Fr/So

Girls Fr/So

Boys Fr/So

Girls Varsity

Boys Varsity

Girls Open

Boys Open



Sept. 11, 2001

And our Flag was still there, o'er the Land of the Free, and the Home of the Brave.  
God Bless America!

[View detail info about the meet.](#)

GPS coordinates, meet schedule, participating teams, course map, etc.

[Individual Results](#)

[Final Team Standings \(by points\)](#)

[Final Team Standings \(by time\)](#)

## 52nd Annual Reavis Rams Invitational

September 10, 2016

Boys Fr/So

3.0 Miles

### RACE RESULTS

Course record is 0:16:43.3 by Brett Haffner of Hinsdale South on Sept. 12, 2015

| Place | Ovral Score | School         | Name                    | Time      |
|-------|-------------|----------------|-------------------------|-----------|
| 1     | 1           | Marist         | Thomas Leonard (Fr)     | 0:16:56.9 |
| 2     | 2           | Sandburg       | Ethan Miranda-Gale (So) | 0:17:15.8 |
| 3     | 3           | Brother Rice   | Dan Spellman (So)       | 0:17:17.5 |
| 4     | 4           | Lyons Township | Ryan Bonfiglio (So)     | 0:17:18.2 |
| 5     | 5           | Brother Rice   | Tommy Gleeson (So)      | 0:17:34.3 |
| 6     | 6           | Lyons Township | Jack Elhert (Fr)        | 0:17:35.0 |
| 7     | 7           | Hinsdale South | Trevor Lehmann (So)     | 0:17:38.0 |
| 8     | 8           | Sandburg       | John Cunningham (So)    | 0:17:44.7 |
| 9     | 9           | Sandburg       | Peter Bukuri (So)       | 0:17:45.1 |
| 10    | 10          | Hinsdale South | Tim Rudolph (So)        | 0:17:45.4 |
| 11    | 11          | Sandburg       | Ben Giblin (Fr)         | 0:17:48.6 |
| 12    | 12          | Sandburg       | Will Giblin (Fr)        | 0:17:48.9 |
| 13    | 13          | Lyons Township | Scott Miklosz (Fr)      | 0:17:51.4 |
| 14    | 14          | Lyons Township | Henry Lange (Fr)        | 0:17:53.5 |

|    |    |                           |                          |           |
|----|----|---------------------------|--------------------------|-----------|
| 15 | 15 | Marian Catholic           | Jalen Cunningham (So)    | 0:17:59.3 |
| 16 | 16 | Lyons Township            | Drew Dilcher (So)        | 0:18:11.4 |
| 17 | 17 | Sandburg                  | Ben Walter (So)          | 0:18:14.8 |
| 18 | 18 | Stagg                     | Brendan Conroy (So)      | 0:18:17.5 |
| 19 | 19 | Lyons Township            | Kevin Murphy (So)        | 0:18:17.9 |
| 20 | 20 | Hinsdale South            | Nick Beronio (Fr)        | 0:18:18.6 |
| 21 | 21 | Lyons Township            | Lucas Hanafin (So)       | 0:18:22.8 |
| 22 |    | Kennedy                   | Christian Soto (So)      | 0:18:25.0 |
| 23 | 22 | Hinsdale South            | Tanner Booth (So)        | 0:18:39.5 |
| 24 | 23 | Marist                    | Lucas Pennix (So)        | 0:18:41.1 |
| 25 | 24 | Marian Catholic           | Keagan Morgan (Fr)       | 0:18:42.0 |
| 26 | 25 | Reavis                    | Alejandro Zambrano (So)  | 0:18:44.0 |
| 27 | 26 | Reavis                    | Jesus Fulencio (So)      | 0:18:44.3 |
| 28 | 27 | Sandburg                  | Ian McGrath (Fr)         | 0:18:44.6 |
| 29 | 28 | Solorio Academy           | Adonaliz Hernandez (Fr)  | 0:19:00.4 |
| 30 | 29 | Argo                      | Dorian Gradzki (Fr)      | 0:19:05.9 |
| 31 | 30 | Hinsdale South            | Josh Baron (Fr)          | 0:19:09.5 |
| 32 | 31 | Eisenhower                | Jed Pangan (So)          | 0:19:10.6 |
| 33 | 32 | Marist                    | Caleb Davis (Fr)         | 0:19:10.9 |
| 34 |    | Homewood-Flossmoor        | Judah Epperson (So)      | 0:19:11.2 |
| 35 | 33 | Brother Rice              | Jack Reddington (So)     | 0:19:13.9 |
| 36 | 34 | Marist                    | Colin Tracy (So)         | 0:19:21.0 |
| 37 | 35 | Argo                      | Ezequiel Rosales (So)    | 0:19:22.1 |
| 38 | 36 | Oak Lawn                  | Tony Raybould (So)       | 0:19:25.8 |
| 39 | 37 | St. Laurence              | Marc Babicz (Fr)         | 0:19:27.5 |
| 40 |    | Rich Central              | Terenz Bonner (So)       | 0:19:28.1 |
| 41 | 38 | Reavis                    | Anthony Bitner (Fr)      | 0:19:28.5 |
| 42 | 39 | Argo                      | Carlos Galvin (So)       | 0:19:28.9 |
| 43 | 40 | Marian Catholic           | Andrew Dwyre (So)        | 0:19:31.8 |
| 44 | 41 | Reavis                    | Jorge Huerta Jr. (So)    | 0:19:32.7 |
| 45 | 42 | Oak Lawn                  | Trinidad Arteaga (So)    | 0:19:35.1 |
| 46 | 43 | Marist                    | Aidan Dillon (So)        | 0:19:36.9 |
| 47 | 44 | Brother Rice              | Kevin Tracy (Fr)         | 0:19:39.0 |
| 48 | 45 | Stagg                     | Colin Hobart (Fr)        | 0:19:40.0 |
| 49 | 46 | Tinley Park               | Ryan Brogan (So)         | 0:19:46.8 |
| 50 | 47 | Hinsdale South            | Tony Ma (So)             | 0:19:50.5 |
| 51 | 48 | Oak Lawn                  | Zack Zobak (So)          | 0:19:52.0 |
| 52 | 49 | Stagg                     | Ben Villareal (So)       | 0:19:54.7 |
| 53 | 50 | Reavis                    | Josue Lara (So)          | 0:19:55.0 |
| 54 | 51 | Thornton Fractional South | Matt Pimental (So)       | 0:19:56.2 |
| 55 | 52 | Marist                    | Luke Hortsman (Fr)       | 0:19:58.1 |
| 56 | 53 | Oak Forest                | Raj Patel (So)           | 0:19:58.7 |
| 57 | 54 | Oak Forest                | Zac Maher (So)           | 0:20:07.8 |
| 58 | 55 | Reavis                    | Krzysztof Juchas (So)    | 0:20:12.0 |
| 59 | 56 | Stagg                     | Henry Evans (Fr)         | 0:20:12.7 |
| 60 | 57 | Argo                      | Jose Trujillo (Fr)       | 0:20:13.1 |
| 61 | 58 | St. Laurence              | Vincent Rio (Fr)         | 0:20:17.1 |
| 62 | 59 | Stagg                     | Peter Rokowski (Fr)      | 0:20:20.9 |
| 63 |    | Homewood-Flossmoor        | Nicholas Holmgren (So)   | 0:20:21.7 |
| 64 | 60 | Hinsdale South            | Alex Grindeanu (So)      | 0:20:24.9 |
| 65 | 61 | Oak Lawn                  | Angel Corral (So)        | 0:20:27.4 |
| 66 | 62 | Oak Lawn                  | Angel Reyes (Fr)         | 0:20:29.8 |
| 67 | 63 | Eisenhower                | Angel Estrada (Fr)       | 0:20:32.4 |
| 68 | 64 | Argo                      | Oscar Gonzalez (So)      | 0:20:34.7 |
| 69 | 65 | Reavis                    | Rokas Jastiuginovas (So) | 0:20:45.9 |
| 70 | 66 | Stagg                     | Jake Gambotz (Fr)        | 0:20:46.5 |
| 71 | 67 | Mt. Carmel                | Teddy Bracewell (Fr)     | 0:20:47.6 |
| 72 | 68 | Eisenhower                | Antonio Camacho (Fr)     | 0:20:48.2 |
| 73 | 69 | Thornton Fractional South | Josh Gann (So)           | 0:20:54.3 |
| 74 | 70 | Eisenhower                | Anthony Herrera (Fr)     | 0:20:59.7 |
| 75 | 71 | Oak Lawn                  | Alan Pedley (Fr)         | 0:21:02.9 |
| 76 | 72 | Mt. Carmel                | Pete Vandeveld (Fr)      | 0:21:03.3 |
| 77 | 73 | Argo                      | Francisco Nieto (Fr)     | 0:21:04.0 |
| 78 | 74 | Oak Forest                | Mike Reif (Fr)           | 0:21:05.8 |
| 79 | 75 | Oak Forest                | Nick Leahy (Fr)          | 0:21:08.9 |
| 80 | 76 | Oak Lawn                  | Cristian Salazar (So)    | 0:21:13.0 |
| 81 | 77 | Eisenhower                | Miguel Fernandez (So)    | 0:21:18.2 |

|     |     |                           |                          |           |
|-----|-----|---------------------------|--------------------------|-----------|
| 82  | 78  | Argo                      | Rodrigo Vega (So)        | 0:21:20.5 |
| 83  |     | Kennedy                   | Cristian Venegas (So)    | 0:21:22.4 |
| 84  | 79  | Thornton Fractional South | Samuel Siqueiros (Fr)    | 0:21:27.1 |
| 85  | 80  | Marist                    | Peter Drezinski (Fr)     | 0:21:27.6 |
| 86  | 81  | Tinley Park               | Nate Berrones (Fr)       | 0:21:31.2 |
| 87  | 82  | Tinley Park               | Nick Marfoe (So)         | 0:21:34.4 |
| 88  | 83  | Mt. Carmel                | Evan Madrigal (Fr)       | 0:21:40.0 |
| 89  | 84  | Eisenhower                | Jorge Lopez (So)         | 0:21:40.9 |
| 90  | 85  | Brother Rice              | Declan Docherty (Fr)     | 0:21:41.4 |
| 91  | 86  | Marian Catholic           | Justin Hollendonner (So) | 0:21:46.0 |
| 92  | 87  | Oak Forest                | Ben Howe (So)            | 0:21:51.7 |
| 93  | 88  | St. Laurence              | Joseph Diaz (Fr)         | 0:21:54.1 |
| 94  | 89  | Marian Catholic           | Kiegan Chivers (Fr)      | 0:21:57.1 |
| 95  |     | Richards                  | Liam Brennan (So)        | 0:21:57.6 |
| 96  | 90  | St. Laurence              | Rocco Sarno (Fr)         | 0:22:02.7 |
| 97  | 91  | Marian Catholic           | Marko Mikich (So)        | 0:22:03.8 |
| 98  |     | Richards                  | Marty Danaher (So)       | 0:22:05.3 |
| 99  | 92  | Brother Rice              | Jeremy Frias (So)        | 0:22:06.0 |
| 100 | 93  | Brother Rice              | Nicholas Currier (Fr)    | 0:22:06.9 |
| 101 | 94  | Marian Catholic           | Robbie Grill (Fr)        | 0:22:11.0 |
| 102 | 95  | Tinley Park               | David Dilley (So)        | 0:22:12.4 |
| 103 | 96  | Solorio Academy           | Damian Arroyo (So)       | 0:22:15.6 |
| 104 | 97  | Oak Forest                | Shawn Niazi (So)         | 0:22:16.1 |
| 105 | 98  | St. Laurence              | Ethan Pehler (Fr)        | 0:22:17.1 |
| 106 | 99  | Oak Forest                | Austin Nielsen (Fr)      | 0:22:38.1 |
| 107 |     | Homewood-Flossmoor        | Elijah Knicker (So)      | 0:22:41.6 |
| 108 | 100 | Tinley Park               | Jay Pillai (So)          | 0:22:42.6 |
| 109 | 101 | St. Laurence              | Jesse Solis (Fr)         | 0:22:46.0 |
| 110 |     | Kennedy                   | Michael SanMiguel (So)   | 0:22:50.4 |
| 111 | 102 | Tinley Park               | Nick Martin (Fr)         | 0:22:59.3 |
| 112 |     | St. Rita                  | Peter Viz (Fr)           | 0:23:00.2 |
| 113 |     | Homewood-Flossmoor        | Isaiah Zillman (Fr)      | 0:23:02.2 |
| 114 | 103 | Eisenhower                | Randy Montalvo (Fr)      | 0:23:08.8 |
| 115 | 104 | Solorio Academy           | Alexis Tello (So)        | 0:23:21.1 |
| 116 |     | Rich Central              | Nathaniel McCravy (Fr)   | 0:23:31.9 |
| 117 |     | Kennedy                   | Mathieu Kumiega (So)     | 0:23:43.2 |
| 118 | 105 | Thornton Fractional South | Cydney Dixon (Fr)        | 0:23:49.4 |
| 119 | 106 | Solorio Academy           | Rene Macedo (So)         | 0:24:04.5 |
| 120 | 107 | Tinley Park               | James Ochoa (So)         | 0:24:13.0 |
| 121 | 108 | Thornton Fractional South | Rusty Jabaay (Fr)        | 0:24:14.8 |
| 122 | 109 | Mt. Carmel                | Sean Goosherst (Fr)      | 0:24:22.0 |
| 123 | 110 | Thornton Fractional South | Matt Grafenauer (So)     | 0:24:42.8 |
| 124 | 111 | Mt. Carmel                | Xandru Borst (Fr)        | 0:25:07.3 |
| 125 | 112 | Mt. Carmel                | Anthony Zralka (So)      | 0:25:07.9 |
| 126 | 113 | Solorio Academy           | Randy Laureano (Fr)      | 0:25:30.9 |
| 127 |     | Rich Central              | Brandon Johnson (Fr)     | 0:25:53.0 |
| 128 |     | St. Rita                  | Conlan Angus (Fr)        | 0:26:06.3 |
| 129 |     | Richards                  | Omar Altermathy (So)     | 0:26:18.8 |
| 130 | 114 | Mt. Carmel                | Owen Madrigal (So)       | 0:26:25.9 |
| 131 | 115 | St. Laurence              | Antonio Loaiza (Fr)      | 0:27:11.6 |

Program (C) 1985-2016 Fred Kreppert, Yorkville, IL (630) 882-2364 fred@kompusport.com  
 Results by Kreppert Kompusport Software, Yorkville, IL http://www.kompusport.com

#### FINAL TEAM STANDINGS:

| Place | School         | Score | Scoring Places |     |     |     |     |     |    |  |
|-------|----------------|-------|----------------|-----|-----|-----|-----|-----|----|--|
| 1     | Sandburg       | 42    | 2,             | 8,  | 9,  | 11, | 12, | 17, | 27 |  |
| 2     | Lyons Township | 53    | 4,             | 6,  | 13, | 14, | 16, | 19, | 21 |  |
| 3     | Hinsdale South | 89    | 7,             | 10, | 20, | 22, | 30, | 47, | 60 |  |
| 4     | Marist         | 133   | 1,             | 23, | 32, | 34, | 43, | 52, | 80 |  |
| 5     | Brother Rice   | 170   | 3,             | 5,  | 33, | 44, | 85, | 92, | 93 |  |
| 6     | Reavis         | 180   | 25,            | 26, | 38, | 41, | 50, | 55, | 65 |  |
| 7     | Argo           | 224   | 29,            | 35, | 39, | 57, | 64, | 73, | 78 |  |

# Kreppert Kompusport Software

Computerized Sports Timing & Scoring

Home

Up

Search

Contents

Feedback

## Boys Open

Girls Fr/So

Boys Fr/So

Girls Varsity

Boys Varsity

Girls Open

Boys Open



Sept. 11, 2001

And our Flag was still there, o'er the Land of the Free, and the Home of the Brave.  
God Bless America!

[View detail info about the meet.](#)

GPS coordinates, meet schedule, participating teams, course map, etc.

### [Individual Results](#)

## 52nd Annual Reavis Rams Invitational

September 10, 2016

Boys Open

3.0 Miles

### RACE RESULTS

Course record is 0:17:13.5 by Jose Beltran of Shepard on Oct. 17, 2015

| Place | School         | Name                     | Time      |
|-------|----------------|--------------------------|-----------|
| 1     | Sandburg       | Danny Papan (Sr)         | 0:17:25.4 |
| 2     | Sandburg       | Ryan Wagner (Jr)         | 0:17:42.0 |
| 3     | Sandburg       | Patrick Morris (Jr)      | 0:17:47.3 |
| 4     | Lyons Township | Stephen Rudofski (Jr)    | 0:18:10.3 |
| 5     | Sandburg       | Brendan Duffy (Jr)       | 0:18:23.8 |
| 6     | Sandburg       | Randy Apter (So)         | 0:18:26.7 |
| 7     | Lyons Township | Andrew Hogan (Jr)        | 0:18:27.0 |
| 8     | Sandburg       | Mile Appelido (So)       | 0:18:33.9 |
| 9     | Sandburg       | Jack Fornaris (Jr)       | 0:18:34.9 |
| 10    | Lyons Township | Joe Hess (Sr)            | 0:18:37.3 |
| 11    | Sandburg       | Noor Moozam (Jr)         | 0:18:37.5 |
| 12    | Sandburg       | Alex Miller (Fr)         | 0:18:39.8 |
| 13    | Lyons Township | Jake Eby (So)            | 0:18:40.9 |
| 14    | Argo           | Josue Guevara (Sr)       | 0:18:41.4 |
| 15    | Sandburg       | Steven Kronenberger (So) | 0:18:41.8 |
| 16    | Lyons Township | Mitch Gardner (Jr)       | 0:18:42.6 |
| 17    | Sandburg       | Carson Bruce (Fr)        | 0:18:44.6 |
| 18    | Lyons Township | Ben Lynch (So)           | 0:18:45.1 |

|    |                |                           |           |
|----|----------------|---------------------------|-----------|
| 19 | Lyons Township | Travis Morales (So)       | 0:18:46.1 |
| 20 | Lyons Township | Ben Cranny (Jr)           | 0:18:47.3 |
| 21 | Lyons Township | Mike McQuillan (Sr)       | 0:18:48.6 |
| 22 | Lyons Township | Samuel Klaczynski (Fr)    | 0:18:52.7 |
| 23 | Lyons Township | Peter Schwabe (Sr)        | 0:18:53.0 |
| 24 | Argo           | Luke Dobrzyniecki (Jr)    | 0:18:53.2 |
| 25 | Lyons Township | Sean McDemott (So)        | 0:18:53.4 |
| 26 | Lyons Township | Luke Riordan (So)         | 0:18:55.8 |
| 27 | Stagg          | Matt Aleck (Jr)           | 0:18:56.4 |
| 28 | Lyons Township | Grant Campbell (Jr)       | 0:18:58.5 |
| 29 | Lyons Township | Andrew Rentz (Fr)         | 0:18:59.2 |
| 30 | Lyons Township | Matt Murray (So)          | 0:18:59.9 |
| 31 | Tinley Park    | Ben Bedell (Sr)           | 0:19:00.8 |
| 32 | Lyons Township | Benjamin Mathis (Fr)      | 0:19:01.9 |
| 33 | Sandburg       | Tj Cosler (Fr)            | 0:19:02.5 |
| 34 | Lyons Township | Nathan Pena (Jr)          | 0:19:03.1 |
| 35 | Argo           | Julio Nieto (Sr)          | 0:19:03.9 |
| 36 | Lyons Township | Michael Dahl (Fr)         | 0:19:05.8 |
| 37 | Lyons Township | Owen Schaufellberger (So) | 0:19:06.1 |
| 38 | Argo           | Francisco Soto (Jr)       | 0:19:14.0 |
| 39 | Lyons Township | Aaron Lack (Jr)           | 0:19:14.6 |
| 40 | Tinley Park    | Zak Dutkiewicz (Sr)       | 0:19:17.4 |
| 41 | Lyons Township | Jesse Lussier (So)        | 0:19:19.5 |
| 42 | Sandburg       | Matt Sak (So)             | 0:19:20.3 |
| 43 | Stagg          | Alex Einhorn (Sr)         | 0:19:21.7 |
| 44 | Sandburg       | Sean Pittacora (So)       | 0:19:22.3 |
| 45 | Eisenhower     | Alex Romo (Sr)            | 0:19:22.6 |
| 46 | Lyons Township | Brian Kral (Sr)           | 0:19:28.3 |
| 47 | Sandburg       | Kyle Mathas (So)          | 0:19:29.9 |
| 48 | Lyons Township | Brandon Ng (Fr)           | 0:19:31.1 |
| 49 | Sandburg       | Andrew Carollo (So)       | 0:19:33.9 |
| 50 | Lyons Township | George Vecchio (Jr)       | 0:19:35.5 |
| 51 | Lyons Township | Nick Garbe (Jr)           | 0:19:38.2 |
| 52 | Lyons Township | Liam Mear (Jr)            | 0:19:38.8 |
| 53 | Eisenhower     | Paul Lesley (Sr)          | 0:19:42.3 |
| 54 | Eisenhower     | Alex Damian (Sr)          | 0:19:43.2 |
| 55 | Lyons Township | Alex Dellios (Sr)         | 0:19:44.3 |
| 56 | Sandburg       | Diego Hernandez (Fr)      | 0:19:47.9 |
| 57 | Sandburg       | Eric Kenes (So)           | 0:19:48.3 |
| 58 | Lyons Township | Daniel Collins (Fr)       | 0:19:49.2 |
| 59 | Lyons Township | Dan Nyhan (Jr)            | 0:19:50.5 |
| 60 | Hinsdale South | Max Cazzato (So)          | 0:19:52.3 |
| 61 | Sandburg       | Jeff Spaargaren (So)      | 0:19:52.9 |
| 62 | Sandburg       | Chris Pearson (So)        | 0:19:53.2 |
| 63 | Marist         | Joe Donnelly (So)         | 0:19:58.0 |
| 64 | Lyons Township | Jack Carolan (Fr)         | 0:19:58.5 |
| 65 | Sandburg       | Marcelo Claure (So)       | 0:20:01.4 |
| 66 | Lyons Township | Nick Johnson (So)         | 0:20:05.2 |
| 67 | Lyons Township | Jackson Siegel (Fr)       | 0:20:06.7 |
| 68 | Lyons Township | August Woywood (So)       | 0:20:08.4 |
| 69 | Tinley Park    | Justin Morgan (Sr)        | 0:20:08.8 |
| 70 | Lyons Township | Luke Rademaker (Jr)       | 0:20:09.2 |
| 71 | Lyons Township | John Haggerty (So)        | 0:20:10.1 |
| 72 | Stagg          | Evan Shafer (Sr)          | 0:20:11.2 |
| 73 | Stagg          | Dave Bednarczuk (Sr)      | 0:20:12.4 |
| 74 | Sandburg       | Josh Nolan (Sr)           | 0:20:13.9 |
| 75 | Lyons Township | Austin Iturralde (Sr)     | 0:20:15.3 |
| 76 | Reavis         | Daniel Casas (So)         | 0:20:15.9 |
| 77 | Lyons Township | Roland VanTassel (Sr)     | 0:20:16.1 |
| 78 | Lyons Township | Luke Kelly (Fr)           | 0:20:16.6 |
| 79 | Stagg          | Kyle Barbalic (So)        | 0:20:17.8 |
| 80 | Lyons Township | Mason Greving (Sr)        | 0:20:20.5 |
| 81 | Stagg          | James Cantorna (Jr)       | 0:20:20.9 |
| 82 | Argo           | Waleed Sammak (So)        | 0:20:22.6 |
| 83 | Lyons Township | Alex Cefali (Jr)          | 0:20:23.1 |
| 84 | Tinley Park    | Hunter Vail (Sr)          | 0:20:24.5 |
| 85 | Lyons Township | Will Sloyan (Sr)          | 0:20:25.2 |



|     |                           |                           |           |
|-----|---------------------------|---------------------------|-----------|
| 86  | Sandburg                  | Christian Villanueva (Sr) | 0:20:26.2 |
| 87  | Lyons Township            | Philip Mangini (Sr)       | 0:20:27.4 |
| 88  | Reavis                    | Gabriel Rivera (So)       | 0:20:30.9 |
| 89  | Lyons Township            | Peter Eggerding (Sr)      | 0:20:31.2 |
| 90  | Lyons Township            | Aaron Valentino (Jr)      | 0:20:32.0 |
| 91  | Lyons Township            | Reece Nadle (Jr)          | 0:20:32.3 |
| 92  | Lyons Township            | Dante Plata (Fr)          | 0:20:33.2 |
| 93  | Sandburg                  | Sam Lane (So)             | 0:20:38.7 |
| 94  | Lyons Township            | Griffin Stark (Jr)        | 0:20:39.4 |
| 95  | Eisenhower                | Lem Cartman (Jr)          | 0:20:39.6 |
| 96  | Lyons Township            | Malachy Collins (Jr)      | 0:20:40.3 |
| 97  | Lyons Township            | Christian Hagn (Fr)       | 0:20:45.8 |
| 98  | Lyons Township            | Joseph Langan (Jr)        | 0:20:47.1 |
| 99  | Lyons Township            | Adam Janicki (Sr)         | 0:20:49.0 |
| 100 | Sandburg                  | Derek Rutkowski (Fr)      | 0:20:49.3 |
| 101 | Oak Lawn                  | Javaris Shorter (Jr)      | 0:20:50.3 |
| 102 | Marist                    | Josh Burns (Fr)           | 0:20:52.8 |
| 103 | Lyons Township            | Patrick Larmon (Jr)       | 0:20:54.9 |
| 104 | Lyons Township            | Will Moran (Jr)           | 0:20:55.9 |
| 105 | Lyons Township            | Tim Curley (Jr)           | 0:20:56.8 |
| 106 | Lyons Township            | Kevin McKenzie (Sr)       | 0:20:57.7 |
| 107 | Reavis                    | Yazen Almousa (Jr)        | 0:20:59.9 |
| 108 | Lyons Township            | Roland Rondez (Jr)        | 0:21:02.8 |
| 109 | Argo                      | Vincent Flores (Jr)       | 0:21:05.5 |
| 110 | Lyons Township            | Griffin Vizgirda (Jr)     | 0:21:07.8 |
| 111 | Sandburg                  | Matthew Carlson (So)      | 0:21:08.0 |
| 112 | Lyons Township            | Hugh O'Donnell (Jr)       | 0:21:12.1 |
| 113 | Stagg                     | Erick Ponce (So)          | 0:21:14.6 |
| 114 | Lyons Township            | Antonio Giron (Jr)        | 0:21:18.4 |
| 115 | Lyons Township            | Peter Kiley (Sr)          | 0:21:19.3 |
| 116 | Stagg                     | Nick Herres (Sr)          | 0:21:20.1 |
| 117 | Stagg                     | Kyle Donahue (So)         | 0:21:20.4 |
| 118 | Thornton Fractional South | Malik Allen (Jr)          | 0:21:22.4 |
| 119 | Sandburg                  | Mike McKeough (Fr)        | 0:21:22.7 |
| 120 | Hinsdale South            | Jonathan Chen (So)        | 0:21:23.0 |
| 121 | Tinley Park               | Mike Laib (Jr)            | 0:21:26.0 |
| 122 | Lyons Township            | Alex Stahnke (Sr)         | 0:21:27.8 |
| 123 | Stagg                     | Christian Gambotz (Fr)    | 0:21:29.6 |
| 124 | Lyons Township            | Billy Wojicki (Jr)        | 0:21:31.2 |
| 125 | Reavis                    | Richard Garcia (Jr)       | 0:21:32.8 |
| 126 | Stagg                     | Baraa Alkhani (Jr)        | 0:21:33.2 |
| 127 | Argo                      | Oswaldo Reynoso (Sr)      | 0:21:35.3 |
| 128 | Lyons Township            | Alex Thiakos (Jr)         | 0:21:36.9 |
| 129 | Hinsdale South            | Kushal Shah (Fr)          | 0:21:38.3 |
| 130 | Marist                    | Mike Dwyer (Fr)           | 0:21:41.2 |
| 131 | Stagg                     | Dave Albano (So)          | 0:21:42.5 |
| 132 | Reavis                    | Mohammad Morad (Fr)       | 0:21:45.6 |
| 133 | Lyons Township            | Zach Nichol (Sr)          | 0:21:47.0 |
| 134 | Hinsdale South            | Josh Ririe (Fr)           | 0:21:48.6 |
| 135 | Reavis                    | Flavio Rivera (Fr)        | 0:21:49.0 |
| 136 | Oak Lawn                  | Leo Hernandez (Fr)        | 0:21:50.1 |
| 137 | Stagg                     | Andrew Staron (Jr)        | 0:21:51.2 |
| 138 | Brother Rice              | Zach Brosseau (So)        | 0:21:52.5 |
| 139 | Lyons Township            | Kannon Larison (Sr)       | 0:21:57.3 |
| 140 | Lyons Township            | David Kopp (Fr)           | 0:21:57.7 |
| 141 | Stagg                     | Darek Michniak (So)       | 0:21:58.4 |
| 142 | Argo                      | Hector Canales (So)       | 0:21:59.5 |
| 143 | Sandburg                  | Deacon Miranda-Gale (Jr)  | 0:22:04.1 |
| 144 | Sandburg                  | Matthew Murphy (Fr)       | 0:22:04.4 |
| 145 | Hinsdale South            | David Roloff (Fr)         | 0:22:04.8 |
| 146 | Lyons Township            | Lenny Prystalski (Fr)     | 0:22:06.8 |
| 147 | Oak Lawn                  | Michael Mora (Sr)         | 0:22:08.3 |
| 148 | Oak Forest                | Mason Kalnins (Sr)        | 0:22:08.9 |
| 149 | Reavis                    | Alexander Espitia (Jr)    | 0:22:09.4 |
| 150 | Lyons Township            | Dylan Stark (Jr)          | 0:22:10.7 |
| 151 | Lyons Township            | Leo Guitereiz (Sr)        | 0:22:11.3 |
| 152 | Stagg                     | Thomas Jacques (Fr)       | 0:22:13.4 |

|     |                           |                           |           |
|-----|---------------------------|---------------------------|-----------|
| 153 | Stagg                     | Eddie Oh (So)             | 0:22:16.6 |
| 154 | Tinley Park               | Nate Johnson (Sr)         | 0:22:17.2 |
| 155 | Oak Lawn                  | Jose Rios (Fr)            | 0:22:21.3 |
| 156 | Oak Forest                | Derrick Bagnera (So)      | 0:22:24.0 |
| 157 | Sandburg                  | Jon Slack (Fr)            | 0:22:24.6 |
| 158 | Stagg                     | Sebastian Kinastowski(Fr) | 0:22:26.1 |
| 159 | Lyons Township            | Ryan Middendorf (Fr)      | 0:22:27.5 |
| 160 | Eisenhower                | Dan cruz (Sr)             | 0:22:28.5 |
| 161 | Oak Lawn                  | Matt Arndt (So)           | 0:22:31.8 |
| 162 | Richards                  | Abe Tawil (Jr)            | 0:22:33.4 |
| 163 | Reavis                    | Unknown Athlete           | 0:22:34.6 |
| 164 | Sandburg                  | Nikolas Campobas (Fr)     | 0:22:35.0 |
| 165 | Lyons Township            | Justin Soltis (So)        | 0:22:38.2 |
| 166 | Brother Rice              | Grant Gierhahn (Fr)       | 0:22:39.8 |
| 167 | Marist                    | Kaleed Chandler (Fr)      | 0:22:40.2 |
| 168 | Richards                  | Quinton Goins (Jr)        | 0:22:43.4 |
| 169 | Stagg                     | Moe Abuasab (So)          | 0:22:44.9 |
| 170 | Brother Rice              | Harrison Morg (Fr)        | 0:22:48.1 |
| 171 | Richards                  | Jason McIntyre (Jr)       | 0:22:52.1 |
| 172 | Oak Forest                | Tim Moran (Fr)            | 0:22:53.5 |
| 173 | Tinley Park               | Josh Hartman (So)         | 0:22:54.6 |
| 174 | Reavis                    | Issac Lunar (Fr)          | 0:22:55.0 |
| 175 | Eisenhower                | orlando campos (Sr)       | 0:22:55.5 |
| 176 | Tinley Park               | Jeremy Hoffman (Fr)       | 0:22:56.0 |
| 177 | Lyons Township            | Matt Luxem (Fr)           | 0:22:58.9 |
| 178 | Eisenhower                | Alejandro Marquez (Sr)    | 0:23:01.0 |
| 179 | Lyons Township            | Liam Mcauliffe (Fr)       | 0:23:02.1 |
| 180 | Thornton Fractional South | Unknown Athlete           | 0:23:02.5 |
| 181 | Eisenhower                | Alan Melgar (Sr)          | 0:23:06.5 |
| 182 | Reavis                    | Moises Drea (Fr)          | 0:23:08.9 |
| 183 | Oak Lawn                  | Alaa Zeidan (So)          | 0:23:09.4 |
| 184 | Stagg                     | Peter Corasis (So)        | 0:23:10.1 |
| 185 | Hinsdale South            | John Whalen (So)          | 0:23:10.5 |
| 186 | Stagg                     | Chris Nunez (So)          | 0:23:11.2 |
| 187 | Oak Lawn                  | Michal Szczurek (Fr)      | 0:23:12.2 |
| 188 | Lyons Township            | Noah Lyons (Fr)           | 0:23:14.2 |
| 189 | Lyons Township            | Anthony Diaz (So)         | 0:23:15.0 |
| 190 | Stagg                     | Mel Tangonan (Jr)         | 0:23:15.4 |
| 191 | Stagg                     | Nick Schab (Fr)           | 0:23:16.6 |
| 192 | Reavis                    | Julio Gonzalez (So)       | 0:23:17.4 |
| 193 | Lyons Township            | Nick Wojcicki (Sr)        | 0:23:17.9 |
| 194 | Oak Lawn                  | Morgan Dykstra (Fr)       | 0:23:21.9 |
| 195 | Lyons Township            | Colin Walsh (Fr)          | 0:23:22.5 |
| 196 | Marist                    | Andres Castillo (So)      | 0:23:23.7 |
| 197 | Richards                  | Justin Taylor (Jr)        | 0:23:25.7 |
| 198 | Sandburg                  | Matt Wilmington (Fr)      | 0:23:29.2 |
| 199 | Sandburg                  | Raghav Bhan (Fr)          | 0:23:30.2 |
| 200 | Sandburg                  | Ben Williams (So)         | 0:23:31.0 |
| 201 | Brother Rice              | TJ Murphy (Fr)            | 0:23:37.2 |
| 202 | Reavis                    | Cesar Espitia (Fr)        | 0:23:39.0 |
| 203 | Lyons Township            | Maziar Javadi (Sr)        | 0:23:40.1 |
| 204 | Hinsdale South            | Ezra Saywitz (Jr)         | 0:24:00.5 |
| 205 | Lyons Township            | Mike Clifton (Jr)         | 0:24:02.9 |
| 206 | Lyons Township            | Andrew Valentino (So)     | 0:24:05.1 |
| 207 | Reavis                    | Jorge Aguilar (Jr)        | 0:24:13.5 |
| 208 | Argo                      | David Rodriguez (Sr)      | 0:24:15.6 |
| 209 | Hinsdale South            | Calvin Czapko (Fr)        | 0:24:17.0 |
| 210 | Argo                      | Julian Villagrana (Jr)    | 0:24:24.6 |
| 211 | Reavis                    | Jamal Ibrahim (Fr)        | 0:24:25.2 |
| 212 | Eisenhower                | Cristobal Montoya (Jr)    | 0:24:32.6 |
| 213 | Marist                    | Antoine Davis (Fr)        | 0:24:45.1 |
| 214 | Richards                  | Daren Gause (Sr)          | 0:24:46.1 |
| 215 | Thornton Fractional South | Nicholas Cuadras (Jr)     | 0:24:58.4 |
| 216 | Hinsdale South            | Justin Baron (Sr)         | 0:25:05.2 |
| 217 | Hinsdale South            | Jordan Arzate (So)        | 0:25:10.2 |
| 218 | Oak Forest                | Sam Ochoa (So)            | 0:25:15.4 |
| 219 | Eisenhower                | Cameron Jones (Jr)        | 0:25:24.5 |

|     |                           |                          |           |
|-----|---------------------------|--------------------------|-----------|
| 220 | Argo                      | Jonathan Nino (So)       | 0:25:49.1 |
| 221 | Brother Rice              | Ryan Rice (Fr)           | 0:25:50.6 |
| 222 | Stagg                     | Armando Ramirez (So)     | 0:25:53.5 |
| 223 | Hinsdale South            | Andy Mei (Fr)            | 0:26:04.9 |
| 224 | Tinley Park               | Tariq Alshdikh (Fr)      | 0:26:07.7 |
| 225 | Stagg                     | Christian Johnson (Fr)   | 0:26:12.1 |
| 226 | Hinsdale South            | Julian Saldivar (Fr)     | 0:26:26.0 |
| 227 | Lyons Township            | Stephen Gallo (Fr)       | 0:26:29.0 |
| 228 | Sandburg                  | Gavin Burns (Fr)         | 0:26:37.4 |
| 229 | Hinsdale South            | Malachi Langdon (Fr)     | 0:26:38.7 |
| 230 | Hinsdale South            | Jaden Parker (Fr)        | 0:26:39.9 |
| 231 | Reavis                    | Fernando Diaz (So)       | 0:26:41.2 |
| 232 | Hinsdale South            | Cody Wagner (So)         | 0:26:43.4 |
| 233 | Eisenhower                | Victor Sahagun (Fr)      | 0:26:57.5 |
| 234 | Oak Forest                | Alex Anguiano (So)       | 0:26:58.8 |
| 235 | Argo                      | Moises Cornejo (So)      | 0:27:03.9 |
| 236 | Argo                      | Arian Delatorre (Fr)     | 0:27:37.9 |
| 237 | Reavis                    | Mohammad Salmi (So)      | 0:27:43.4 |
| 238 | Thornton Fractional South | Kyron Wilson-Ayers (So)  | 0:27:45.7 |
| 239 | Lyons Township            | Nicholas Grba (Jr)       | 0:27:49.0 |
| 240 | Argo                      | Adolfo Ramirez (Fr)      | 0:27:53.5 |
| 241 | Richards                  | Myreck Thomas (So)       | 0:27:55.5 |
| 242 | Thornton Fractional South | Jusaun Mackey (Jr)       | 0:28:01.0 |
| 243 | Stagg                     | Leo MontesDeoca (Fr)     | 0:28:20.7 |
| 244 | Marian Catholic           | Benjamin Anderson (Jr)   | 0:28:22.4 |
| 245 | Hinsdale South            | Daniel Frank (So)        | 0:28:26.3 |
| 246 | Oak Lawn                  | James Enright (Fr)       | 0:28:28.1 |
| 247 | Reavis                    | Mark Palacios (Sr)       | 0:28:35.6 |
| 248 | Tinley Park               | Nick Psaltakis (Fr)      | 0:28:38.6 |
| 249 | Argo                      | Carlos Guzman (Fr)       | 0:28:57.4 |
| 250 | Reavis                    | Fehr "Bear" Vergara (So) | 0:28:58.4 |
| 251 | Oak Lawn                  | Tyler Fear (Fr)          | 0:29:10.3 |
| 252 | Tinley Park               | Ryan Franklin (Fr)       | 0:29:14.7 |
| 253 | Stagg                     | Jamal Awanda (So)        | 0:29:20.0 |
| 254 | Reavis                    | Tahir Salem (So)         | 0:29:26.4 |
| 255 | Stagg                     | Patrick Bodurka (Sr)     | 0:30:08.9 |
| 256 | Richards                  | Stan Green (Fr)          | 0:30:22.7 |
| 257 | Stagg                     | Khalid Awanda (Sr)       | 0:30:26.9 |
| 258 | Hinsdale South            | Shamarie Bell (Fr)       | 0:30:54.2 |
| 259 | Argo                      | Jose Gonzalez (Fr)       | 0:31:01.4 |
| 260 | Reavis                    | Alejandro Ramirez (Jr)   | 0:32:02.6 |
| 261 | Lyons Township            | Ryan McGuire (Fr)        | 0:33:57.9 |
| 262 | Reavis                    | Matthew Appleby (Fr)     | 0:34:11.9 |

-----  
Program (C) 1985-2016 Fred Kreppert, Yorkville, IL (630) 882-2364 fred@kompusport.com  
Results by Kreppert Kompusport Software, Yorkville, IL http://www.kompusport.com

You are the **5112** visitor to this page since September 7, 2016.

Send mail to [fred@kompusport.com](mailto:fred@kompusport.com) with questions or comments about this web site.  
Copyright © 1998-2016 Kreppert Kompusport Software (www.kompusport.com)  
Last modified: Saturday, September 10, 2016



## SANDBURG CROSS COUNTRY

### NEWS AND NOTES

*RUNNERS OF THE WEEK: Sam Rodríguez, Connor Devlin, John Cunningham,  
Martin Skucas*

Peoria Notre Dame Invitational  
Saturday, Sept. 17, 2016  
80 degrees and sunny

#### QUOTE OF THE WEEK:

#### COACH'S COMMENTS:

PND is on our schedule so that we can be given a test. The meet is there to test you. We seek the best competition, we have some high standards, and we keep the pressure on all season. The question is, how did you respond to the test? Did you let pressure take you out of your race plan or overwhelm your emotional state? Did you use the pressure to fuel your hunger? Were you able to execute the race plan? This is why we do this sport. While we practice, you are training yourself to be comfortable with being uncomfortable. This is a valuable thing, not only for running but for life. When you get into a competitive environment in which your composure is challenged, you need to determine your psychological environment. You have to be excited about the opportunity. If you are worried about what you might lose, or what would happen if you don't perform, then you aren't focused on how you can make great things happen. How we responded on Saturday would be a great indicator of where we are at psychologically.

Our varsity kicked it off right away and blasted through the opening exceptionally well. I was thrilled with our opening position and our first 800 meters. In fact, our position was strong through the mile and entering the North Loop. We had three guys ahead of the Neuqua Valley pack and Robbie was very close behind. It is not that much difference— just see it through. **Dylans Jacobs** and **Brian Griffith** lost the field at this point and were off and rolling. Dylan perhaps was a little tentative after the closing of Zona two weeks ago. But Dylan is a 14:00 guy. There's only been five in the history of the state. I know that. Next time he should race with the confidence of a 14:00 runner. **Martin Skucas** was following in the next pack, which is full of all-state caliber runners. Even with a few top teams missing, it is almost made up for with the presence of Mohomet-Seymour (class AA #1) and Rock Bridge (Missouri). So, this really was as close to a state meet as you can get. Skucas worked his way into the top 25 territory and will need to take the lessons away from the race to pull off the same in six weeks. **Robbie Sieczkowski** had a strong opening and kept grinding...if he can find a way to get a part of that NV territory and roll with them like they do— they keep moving up and it is a part of their expectation. The sophomore opening 800 was perhaps the most thrilling part of the day— the boys *got after it*. The vision of 5/6 guys hammering through the "S" curve leading the field immediately brought back the vision of our varsity doing the same at the state meet last year. I love their mentality. While it was a little too fast of an opening, I wouldn't change a thing about that thought process. They want to make something happen and have a belief and competitiveness to see it through to the end. **Sam Rodríguez** was really impressive. A top 25 finish in the F/S race typically signals the opportunity to be one of our all-time best runners. Certainly Sam can become one of them, and what signals this to me clearly is how he is not waiting around for next season. He wants to make something happen this year— as I always say, champions don't know what it means to wait. I was thrilled with the tough racing of this group: **Connor Devlin** was working and competing hard the whole way. After missing some time, Connor didn't care. He wanted to compete and his final mile was nothing but guts. **John Cunningham** was phenomenal as well. He was racing less than healthy and was fighting to close out our scoring five. I just loved the way he raced. Some of our others guys got lost in the pack and will need to work on that. No doubt about it, we have a ton of work to do with the F/S group— 6<sup>th</sup> place was not our goal and it's not our goal in the next two years, but they show a lot of the character needed to be great. In the open race, we saw some more great racing from younger guys like **Ian McGrath**— great running with a time that would be a top 7 time on the

F/S level and showcases some serious promise. Once again **Alex Miller** was tough. Any time a freshman goes into the 18s I'm excited, let alone lower than that.

Finally, one of the best displays of your character was when our bus broke down and you guys turned it into an opportunity to get better as a team: challenging yourself, bonding together, and always being positive. I had a few words with the bus company, none of which I'm willing to share, but when I got off the phone and saw how you were handling yourselves, I smiled...that I until Wagner puked his guts out. Thanks, Wags! That'll teach you to over eat!

**TIDBITS:** »THANK YOU for the picnic! What an amazing spread! Thank you parents and families and Mrs. Wagner for organizing!

**WHAT'S NEXT:** Big week of training. Next week we have a big week with our F/S hitting the Andrew F/S Invitational. Next Monday should be the conference meet for junior high school. We will be sending our team out there to support our junior high runners— wear CSHS warm-ups **NEXT Monday!**

### Sophomores

1. Neuqua Valley—126
2. Naperville North—126
3. St. Charles East—132
4. Plainfield South—158
5. Normal—173
6. **Sandburg—194**
7. Honengah—265
8. York--308

'15 (high 60s, party sunny)

| Name             | 800m | 1mi | 1.5mi | 2mi  | 2mi split | 2.5mi | Phase 4(800) | 3mi  | 3mi split | PND 2015 |
|------------------|------|-----|-------|------|-----------|-------|--------------|------|-----------|----------|
| 26. Rodriguez    | 224  | 508 |       | 1057 | 549       | 1347  | 253          | 1640 | 543       |          |
| 32. Devlin       | 224  | 507 |       | 1101 | 554       | 1352  | 252          | 1644 | 543       |          |
| 38. Calderon     | 223  | 507 |       | 1056 | 549       | 1351  | 304          | 1655 | 558       | 16:49    |
| 50. Miranda-Gale | 231  | 511 |       | 1116 | 605       | 1411  | 257          | 1708 | 552       |          |
| 53. Cunningham   | 231  | 518 |       | 1116 | 558       | 1411  | 258          | 1709 | 551       | 18:11    |
| 68. Walter       | 240  | 532 |       | 1129 | 557       | 1423  | 258          | 1721 | 551       | 19:32    |
| 121. W. Giblin   | 247  | 536 |       | 1140 | 604       | 1447  | 307          | 1754 | 613       |          |
| 122. B. Giblin   | 247  | 536 |       | 1141 | 605       | 1447  | 307          | 1754 | 612       |          |
| 175. Bukiri      | 224  | 517 |       | 1144 | 627       | 1459  | 323          | 1822 | 637       | 18:04    |
| 184. Apter       | 250  | 551 |       | 1211 | 620       | 1518  | 310          | 1828 | 615       |          |

### Varsity:

1. Neuqua Valley---65
2. Mahomet-Seymour—118
3. LZ—206
4. Hersey—233
5. WWS—255
6. Rock Bridge—286
7. **Sandburg--311**
8. Geneva--336

| Name             | 800 | 1mi | 1.5 | 2mi  | 2mi split | 2.5mi | Phase 4(800) | 3mi   | 3mi split | PND '15 |
|------------------|-----|-----|-----|------|-----------|-------|--------------|-------|-----------|---------|
| 2. Jacobs        | 217 | 445 | 713 | 945  | 500       | 12:12 | 224          | 14:36 | 450       | 14:36   |
| 21. Skucas       | 220 | 451 | 727 | 1008 | 517       | 12:41 | 233          | 15:14 | 505       | 14:59   |
| 69. Szymanski    | 220 | 454 | 732 | 1022 | 528       | 13:11 | 244          | 15:55 | 532       | 15:50   |
| 103. Sieczkowski | 224 | 457 | 743 | 1036 | 539       | 13:27 | 246          | 16:13 | 535       | 16:54   |
| 141. Alvarez     | 230 | 510 | 759 | 1047 | 537       | 13:37 | 249          | 16:26 | 538       |         |
| 142. Furmanek    | 228 | 511 | 759 | 1047 | 538       | 13:36 | 251          | 16:27 | 537       | 16:50   |
| 149. Marchese    | 221 | 502 | 753 | 1048 | 546       | 13:40 | 252          | 16:32 | 542       | 16:28   |
| 176. Cachares    | 226 | 512 | 804 | 1104 | 552       | 13:59 | 244          | 16:43 | 539       | 17:13   |
| 235. Gonsch      | 228 | 511 | 804 | 1103 | 552       | 14:04 | 254          | 16:58 | 553       | 16:35   |
| 275. Papan       | 228 | 512 | -   | 1108 | 556       | 13:41 | 333          | 17:14 | 605       | 17:13   |

**OPEN:**

|                  |                      |              | <u>'15 PND</u> |
|------------------|----------------------|--------------|----------------|
| 14. Duffy        | 5:21—5:53/11:14—6:06 | <b>17:20</b> | 16:58          |
| 16. Wagner       | 5:27—6:03/11:30—5:51 | <b>17:21</b> | 16:55          |
| 25. Morris       | 5:20—6:07/11:27—6:01 | <b>17:29</b> | 17:30          |
| 28. Nolan        | 5:27—6:12/11:39—6:05 | <b>17:45</b> | 17:22          |
| 29. Apellido     | 5:28—6:16/11:44—6:02 | <b>17:47</b> | 19:48          |
| 30. McGrath      | 5:31—6:13/11:44—6:02 | <b>17:47</b> |                |
| 43. Fornaris     | 5:43—6:18/12:01—6:07 | <b>18:08</b> | 19:28          |
| 47. Miller       | 5:41—6:19/12:00—6:10 | <b>18:11</b> |                |
| 49. Kronenberger | 5:51—6:13/12:04—6:13 | <b>18:18</b> |                |
| 55. Bruce        | 5:51—6:26/12:17—6:08 | <b>18:26</b> |                |
| 60. Moazzam      | 5:57—6:27/12:24—6:10 | <b>18:36</b> | 18:50          |
| 78. Mathas       | 6:00—6:38/12:38—6:31 | <b>19:11</b> | 19:59          |
| 79. Carollo      | 5:58—6:36/12:34—6:37 | <b>19:12</b> | 19:44          |
| 82. Claire       | 5:58—6:37/12:35—6:39 | <b>19:16</b> |                |
| 85. Hernandez    | 5:53—6:44/12:37—6:50 | <b>19:29</b> |                |
| 88. Pearson      | 6:03—6:40/12:43—6:45 | <b>19:29</b> |                |
| 91. Pittacora    | 6:00—6:49/12:49—6:42 | <b>19:32</b> |                |
| 102. Spaagaren   | 6:09—6:54/13:03—6:46 | <b>19:50</b> |                |
| 132. Lane        | 6:10—7:10/13:20—7:03 | <b>20:25</b> | 19:24          |
| 136. Walsh       | 6:37—7:13/13:50—6:39 | <b>20:31</b> |                |
| 142. Carlson     | 6:30—7:16/13:46—6:55 | <b>20:42</b> |                |
| 172. Villaneuva  | 6:08—7:40/13:48—7:20 | <b>21:09</b> |                |
| 174. Rutkowski   | 6:39—7:19/13:58—7:11 | <b>21:11</b> |                |
| 185. Kenes       | 6:30—7:36/14:06—7:37 | <b>21:44</b> |                |
| 211. Burns       | 7:53                 | <b>26:28</b> |                |

# Sandburg

**CROSS COUNTRY**

## Richard Spring XC Invitational

Final Team ResultsRace Date

September 17, 2016

**Boys****F/S Boys**

| <u>Bib No</u>                     | <u>Name</u> | <u>Grade</u>       | <u>Overall Place</u>       | <u>Cumulative Place</u> | <u>Time</u> | <u>Cumulative Time</u> | <u>Time Back</u> |        |
|-----------------------------------|-------------|--------------------|----------------------------|-------------------------|-------------|------------------------|------------------|--------|
| <b>Team - 40 Neuqua Valley</b>    |             |                    | <b>Finish Position - 1</b> |                         |             |                        |                  |        |
| Team Score (places):126           |             |                    | Average Time: 16:38.3      |                         |             |                        |                  |        |
| 1                                 | 1219        | Rodrigo Alvarez    | fr                         | 6                       | 6           | 16:12.3                | 16:12.3          | 0:00.0 |
| 2                                 | 1260        | Chris Keeley       | so                         | 22                      | 28          | 16:35.8                | 32:48.1          | 0:23.4 |
| 3                                 | 1256        | Matt Jett          | so                         | 28                      | 56          | 16:42.2                | 49:30.4          | 0:29.8 |
| 4                                 | 1274        | Michael Madiol     | so                         | 30                      | 86          | 16:43.4                | 1:06:13.8        | 0:31.0 |
| 5                                 | 1289        | Michael O'Connor   | so                         | 40                      | 126         | 16:57.7                | 1:23:11.5        | 0:45.3 |
| 6                                 | 1236        | Nicholas Drechsler | so                         | (45)                    | (171)       | 17:05.1                | 1:40:16.7        | 0:52.7 |
| 7                                 | 1324        | Spencer Teske      | so                         | (50)                    | (221)       | 17:08.5                | 1:57:25.2        | 0:56.1 |
| 8                                 | 1290        | Jack Orengo        | so                         | More Than 7             |             | 17:59.3                | 2:15:24.6        | 1:46.9 |
| 9                                 | 1228        | Daniel Conway      | fr                         | More Than 7             |             | 18:21.0                | 2:33:45.7        | 2:08.6 |
| 10                                | 1261        | Quinn Kennedy      | fr                         | More Than 7             |             | 18:22.9                | 2:52:08.6        | 2:10.5 |
| <b>Team - 39 Naperville North</b> |             |                    | <b>Finish Position - 2</b> |                         |             |                        |                  |        |
| Team Score (places):126           |             |                    | Average Time: 16:38.1      |                         |             |                        |                  |        |
| 1                                 | 1133        | Nick Trattner      | so                         | 11                      | 11          | 16:17.5                | 16:17.5          | 0:00.0 |
| 2                                 | 1119        | Luke Boelke        | fr                         | 18                      | 29          | 16:30.3                | 32:47.8          | 0:12.7 |
| 3                                 | 1118        | Griffin Blecke     | so                         | 21                      | 50          | 16:34.2                | 49:22.0          | 0:16.6 |
| 4                                 | 1116        | Jake Allen         | fr                         | 23                      | 73          | 16:38.2                | 1:06:00.3        | 0:20.7 |
| 5                                 | 1121        | Matt Cherry        | so                         | 53                      | 126         | 17:10.4                | 1:23:10.8        | 0:52.9 |
| 6                                 | 1123        | Sasha Dresbach     | so                         | (60)                    | (186)       | 17:16.9                | 1:40:27.7        | 0:59.4 |
| 7                                 | 1125        | McClean Griffin    | so                         | (65)                    | (251)       | 17:20.3                | 1:57:48.1        | 1:02.7 |
| 8                                 | 1127        | Austin Haase       | so                         | More Than 7             |             | 17:47.8                | 2:15:35.9        | 1:30.2 |
| 9                                 | 1130        | JOsh Pietsch       | so                         | More Than 7             |             | 17:56.1                | 2:33:32.0        | 1:38.6 |
| 10                                | 1128        | Aidan Handa        | so                         | More Than 7             |             | 18:03.6                | 2:51:35.7        | 1:46.0 |
| <b>Team - 69 St. Charles East</b> |             |                    | <b>Finish Position - 3</b> |                         |             |                        |                  |        |
| Team Score (places):132           |             |                    | Average Time: 16:40.1      |                         |             |                        |                  |        |
| 1                                 | 2486        | Aidan King         | fr                         | 12                      | 12          | 16:17.9                | 16:17.9          | 0:00.0 |
| 2                                 | 2489        | Tom Liking         | so                         | 26                      | 38          | 16:41.9                | 32:59.9          | 0:23.9 |
| 3                                 | 2490        | Bennett Malone     | so                         | 27                      | 65          | 16:41.9                | 49:41.9          | 0:23.9 |
| 4                                 | 2488        | Rob Liking         | fr                         | 29                      | 94          | 16:43.1                | 1:06:25.0        | 0:25.1 |
| 5                                 | 2487        | Michael Larry      | so                         | 38                      | 132         | 16:55.7                | 1:23:20.7        | 0:37.7 |
| <b>Team - 53 Plainfield South</b> |             |                    | <b>Finish Position - 4</b> |                         |             |                        |                  |        |
| Team Score (places):158           |             |                    | Average Time: 16:43.4      |                         |             |                        |                  |        |
| 1                                 | 1793        | Christian Knowlton | so                         | 4                       | 4           | 16:04.9                | 16:04.9          | 0:00.0 |
| 2                                 | 1803        | Timmy Wade         | so                         | 8                       | 12          | 16:13.5                | 32:18.5          | 0:08.5 |
| 3                                 | 1794        | William Lathrop    | so                         | 34                      | 46          | 16:52.1                | 49:10.6          | 0:47.2 |
| 4                                 | 1792        | Austin Ivec        | so                         | 46                      | 92          | 17:05.8                | 1:06:16.5        | 1:00.8 |

## Richard Spring XC Invitational

Final Team Results

## Boys

## F/S Boys

| <u>Bib No</u>                      | <u>Name</u>             | <u>Grade</u> | <u>Overall Place</u>       | <u>Cumulative Place</u> | <u>Time</u> | <u>Cumulative Time</u> | <u>Time Back</u> |
|------------------------------------|-------------------------|--------------|----------------------------|-------------------------|-------------|------------------------|------------------|
| <b>Team - 53 Plainfield South</b>  |                         |              | <b>Finish Position - 4</b> |                         |             |                        |                  |
| Team Score (places):158            |                         |              | Average Time: 16:43.4      |                         |             |                        |                  |
| 5                                  | 1798 James Sottosanto   | so           | 66                         | 158                     | 17:20.5     | 1:23:37.0              | 1:15.6           |
| 6                                  | 1801 Carson Vittorio    | so           | (75)                       | (233)                   | 17:29.1     | 1:41:06.1              | 1:24.1           |
| 7                                  | 1786 Kennedy Branch     | so           | (79)                       | (312)                   | 17:32.0     | 1:58:38.2              | 1:27.0           |
| 8                                  | 1791 Cody Gleim         | fr           | More Than 7                |                         | 17:48.4     | 2:16:26.6              | 1:43.4           |
| 9                                  | 1788 Tyler Czoschke     | fr           | More Than 7                |                         | 17:48.8     | 2:34:15.4              | 1:43.8           |
| 10                                 | 1790 Adrian Flores      | fr           | More Than 7                |                         | 17:59.2     | 2:52:14.6              | 1:54.2           |
| <b>Team - 42 Normal University</b> |                         |              | <b>Finish Position - 5</b> |                         |             |                        |                  |
| Team Score (places):173            |                         |              | Average Time: 16:43.3      |                         |             |                        |                  |
| 1                                  | 1414 Zach Wolford       | so           | 2                          | 2                       | 15:40.2     | 15:40.2                | 0:00.0           |
| 2                                  | 1408 Josh Nepomuceno    | so           | 17                         | 19                      | 16:29.7     | 32:10.0                | 0:49.4           |
| 3                                  | 1407 Jackson McClure    | so           | 43                         | 62                      | 17:04.0     | 49:14.0                | 1:23.7           |
| 4                                  | 1412 Cooper Wilken      | so           | 55                         | 117                     | 17:11.1     | 1:06:25.1              | 1:30.8           |
| 5                                  | 1411 Sean Supan         | so           | 56                         | 173                     | 17:11.3     | 1:23:36.5              | 1:31.1           |
| 6                                  | 1401 Alex Hess          | fr           | (96)                       | (269)                   | 17:43.0     | 1:41:19.6              | 2:02.7           |
| 7                                  | 1405 David Kim          | fr           | (269)                      | (538)                   | 20:04.1     | 2:01:23.7              | 4:23.8           |
| 8                                  | 1402 Cameron Jain       | fr           | More Than 7                |                         | 20:17.4     | 2:21:41.1              | 4:37.1           |
| 9                                  | 1396 Alex Diffor        | so           | More Than 7                |                         | 20:25.3     | 2:42:06.5              | 4:45.0           |
| <b>Team - 64 Sandburg</b>          |                         |              | <b>Finish Position - 6</b> |                         |             |                        |                  |
| Team Score (places):194            |                         |              | Average Time: 16:55.6      |                         |             |                        |                  |
| 1                                  | 2370 Sam Rodriguez      | fr           | 25                         | 25                      | 16:40.9     | 16:40.9                | 0:00.0           |
| 2                                  | 2347 Connor Devlin      | so           | 31                         | 56                      | 16:44.5     | 33:25.5                | 0:03.6           |
| 3                                  | 2341 Nico Calderon      | so           | 37                         | 93                      | 16:55.4     | 50:20.9                | 0:14.4           |
| 4                                  | 2363 Ethan Miranda-Gale | so           | 49                         | 142                     | 17:08.2     | 1:07:29.1              | 0:27.3           |
| 5                                  | 2346 John Cunningham    | so           | 52                         | 194                     | 17:09.2     | 1:24:38.4              | 0:28.3           |
| 6                                  | 2381 Ben Walter         | so           | (67)                       | (261)                   | 17:21.7     | 1:42:00.1              | 0:40.7           |
| 7                                  | 2351 Ben Giblin         | fr           | (116)                      | (377)                   | 17:54.4     | 1:59:54.6              | 1:13.5           |
| 8                                  | 2352 Will Giblin        | fr           | More Than 7                |                         | 17:54.4     | 2:17:49.0              | 1:13.5           |
| 9                                  | 2339 Peter Burkiri      | so           | More Than 7                |                         | 18:22.6     | 2:36:11.7              | 1:41.7           |
| 10                                 | 2337 Randy Apter        | so           | More Than 7                |                         | 18:28.4     | 2:54:40.2              | 1:47.5           |
| <b>Team - 25 Hononegah</b>         |                         |              | <b>Finish Position - 7</b> |                         |             |                        |                  |
| Team Score (places):265            |                         |              | Average Time: 17:03.7      |                         |             |                        |                  |
| 1                                  | 632 Andrew Wilson       | so           | 16                         | 16                      | 16:28.8     | 16:28.8                | 0:00.0           |
| 2                                  | 601 Josh Crull          | so           | 19                         | 35                      | 16:32.9     | 33:01.7                | 0:04.0           |
| 3                                  | 631 Dominick Welte      | fr           | 36                         | 71                      | 16:54.9     | 49:56.7                | 0:26.0           |
| 4                                  | 607 Spencer Hielkema    | so           | 54                         | 125                     | 17:11.1     | 1:07:07.8              | 0:42.2           |



# Richard Spring XC Invitational

## Final Team Results

Race Date  
September 17, 2016

### Boys

#### F/S Boys

| <u>Bib No</u>                               | <u>Name</u>             | <u>Grade</u> | <u>Overall Place</u>        | <u>Cumulative Place</u> | <u>Time</u> | <u>Cumulative Time</u> | <u>Time Back</u> |
|---|-------------------------|--------------|-----------------------------|-------------------------|-------------|------------------------|------------------|
| <b>Team - 25 Hononegah</b>                  |                         |              | <b>Finish Position - 7</b>  |                         |             |                        |                  |
| Team Score (places):265                     |                         |              | Average Time: 17:03.7       |                         |             |                        |                  |
| 5   | 618 Braden Myers        | so           | 140                         | 265                     | 18:10.7     | 1:25:18.6              | 1:41.9           |
| 6   | 634 Riley Yates         | so           | (196)                       | (461)                   | 18:46.5     | 1:44:05.2              | 2:17.7           |
| 7   | 615 Connor McCullough   | so           | (207)                       | (668)                   | 18:50.8     | 2:02:56.0              | 2:21.9           |
| 8   | 594 Zane Bastian        | so           | More Than 7                 |                         | 19:01.9     | 2:21:57.9              | 2:33.0           |
| 9   | 602 Ryan Daniels        | so           | More Than 7                 |                         | 19:59.7     | 2:41:57.6              | 3:30.8           |
| 10  | 617 Brent Miller        | so           | More Than 7                 |                         | 20:12.9     | 3:02:10.6              | 3:44.0           |
| <b>Team - 82 York Community High School</b> |                         |              | <b>Finish Position - 8</b>  |                         |             |                        |                  |
| Team Score (places):308                     |                         |              | Average Time: 17:08.3       |                         |             |                        |                  |
| 1   | 2875 Ethan Kern         | fr           | 9                           | 9                       | 16:13.6     | 16:13.6                | 0:00.0           |
| 2   | 2872 Brendan Hill       | so           | 15                          | 24                      | 16:28.5     | 32:42.1                | 0:14.8           |
| 3   | 2876 Daniel Klysh       | fr           | 47                          | 71                      | 17:08.0     | 49:50.2                | 0:54.3           |
| 4   | 2879 Jack Manning       | so           | 117                         | 188                     | 17:54.9     | 1:07:45.1              | 1:41.2           |
| 5   | 2880 Aidan Moran        | fr           | 120                         | 308                     | 17:56.4     | 1:25:41.5              | 1:42.7           |
| 6   | 2868 Calvin Carta       | so           | (149)                       | (457)                   | 18:15.7     | 1:43:57.3              | 2:02.1           |
| 7   | 2878 Sean Maher         | fr           | (182)                       | (639)                   | 18:37.9     | 2:02:35.2              | 2:24.2           |
| <b>Team - 67 Springfield High School</b>    |                         |              | <b>Finish Position - 9</b>  |                         |             |                        |                  |
| Team Score (places):312                     |                         |              | Average Time: 17:09.6       |                         |             |                        |                  |
| 1   | 2438 Kyle Boughter      | fr           | 5                           | 5                       | 16:07.5     | 16:07.5                | 0:00.0           |
| 2   | 2437 Isaac Becker       | fr           | 24                          | 29                      | 16:40.7     | 32:48.2                | 0:33.1           |
| 3   | 2454 Ryan Waldinger     | so           | 62                          | 91                      | 17:18.5     | 50:06.7                | 1:10.9           |
| 4   | 2442 Jack Flesner       | so           | 98                          | 189                     | 17:43.2     | 1:07:50.0              | 1:35.6           |
| 5   | 2444 Sam Forness        | fr           | 123                         | 312                     | 17:58.3     | 1:25:48.3              | 1:50.8           |
| 6   | 2453 Cameron VanMetre   | so           | (181)                       | (493)                   | 18:35.4     | 1:44:23.8              | 2:27.8           |
| 7   | 2439 Ben Brower         | fr           | (233)                       | (726)                   | 19:20.2     | 2:03:44.0              | 3:12.6           |
| 8   | 2448 Steven Ingebrigten | so           | More Than 7                 |                         | 20:57.3     | 2:24:41.3              | 4:49.7           |
| <b>Team - 47 Oswego</b>                     |                         |              | <b>Finish Position - 10</b> |                         |             |                        |                  |
| Team Score (places):373                     |                         |              | Average Time: 17:27.7       |                         |             |                        |                  |
| 1   | 1610 Nathan Miller      | so           | 44                          | 44                      | 17:05.0     | 17:05.0                | 0:00.0           |
| 2   | 1623 Jonathon Zambo     | so           | 70                          | 114                     | 17:23.7     | 34:28.8                | 0:18.7           |
| 3   | 1609 Brady Mello        | so           | 71                          | 185                     | 17:27.3     | 51:56.1                | 0:22.3           |
| 4   | 1605 Kyle Kelty         | so           | 74                          | 259                     | 17:28.8     | 1:09:25.0              | 0:23.8           |
| 5   | 1601 Ivan Garcia        | so           | 114                         | 373                     | 17:53.5     | 1:27:18.5              | 0:48.5           |
| 6   | 1593 Jacob Bohnert      | fr           | (131)                       | (504)                   | 18:04.5     | 1:45:23.1              | 0:59.5           |
| 7   | 1612 Ethan Neal         | fr           | (208)                       | (712)                   | 18:50.9     | 2:04:14.1              | 1:45.9           |
| 8   | 1591 Noah Beck          | so           | More Than 7                 |                         | 19:08.5     | 2:23:22.6              | 2:03.5           |

Overall Finish List

## Boys

## F/S Boys

| Place | Score | Bib No | Name               | Team                  | Grade | ----- Splits ----- |        |       | Finish Time | Pace   |
|-------|-------|--------|--------------------|-----------------------|-------|--------------------|--------|-------|-------------|--------|
|       |       |        |                    |                       |       | Mile 1             | Mile 2 | FINIS |             |        |
| 1     | 1     | 874    | Brett Gardner      | 31 Lincoln-Way East   | fr    | 4:55               | 5:19   | 5:16  | 15:32.0     | 5:11/M |
| 2     | 2     | 1414   | Zach Wolford       | 42 Normal University  | so    | 4:55               | 5:21   | 5:23  | 15:40.2     | 5:13/M |
| 3     | 3     | 906    | John Stiglic       | 32 Lincoln-Way West   | fr    | 5:05               | 5:29   | 5:24  | 15:59.7     | 5:20/M |
| 4     | 4     | 1793   | Christian Knowlton | 53 Plainfield South   | so    | 5:05               | 5:36   | 5:22  | 16:04.9     | 5:21/M |
| 5     | 5     | 2438   | Kyle Boughter      | 67 Springfield High   | fr    | 5:10               | 5:28   | 5:29  | 16:07.5     | 5:22/M |
| 6     | 6     | 1219   | Rodrigo Alvarez    | 40 Neuqua Valley      | fr    | 5:11               | 5:36   | 5:23  | 16:12.3     | 5:24/M |
| 7     | 7     | 511    | Max Svienty        | 22 Hersey             | fr    | 5:07               | 5:35   | 5:29  | 16:12.5     | 5:24/M |
| 8     | 8     | 1803   | Timmy Wade         | 53 Plainfield South   | so    | 5:12               | 5:37   | 5:23  | 16:13.5     | 5:24/M |
| 9     | 9     | 2875   | Ethan Kern         | 82 York Community     | fr    | 5:10               | 5:37   | 5:25  | 16:13.6     | 5:24/M |
| 10    | (< 5) | 1934   | Tristan Olpin      | 59 Rockford Keith     | fr    | 5:09               | 5:38   | 5:26  | 16:14.9     | 5:25/M |
| 11    | 10    | 962    | Jack Lynch         | 33 Loyola Academy     | so    | 5:11               | 5:36   | 5:29  | 16:17.1     | 5:26/M |
| 12    | 11    | 1133   | Nick Trattner      | 39 Naperville North   | so    | 5:12               | 5:31   | 5:33  | 16:17.5     | 5:26/M |
| 13    | 12    | 2486   | Aidan King         | 69 St. Charles East   | fr    | 5:05               | 5:40   | 5:31  | 16:17.9     | 5:26/M |
| 14    | 13    | 109    | Angelo Peters      | 5 Bartlett            | so    | 5:08               | 5:35   | 5:37  | 16:22.0     | 5:27/M |
| 15    | 14    | 473    | Justin Splitt      | 20 Grant              | fr    | 5:07               | 5:39   | 5:37  | 16:24.1     | 5:28/M |
| 16    | 15    | 2872   | Brendan Hill       | 82 York Community     | so    | 5:10               | 5:42   | 5:36  | 16:28.5     | 5:29/M |
| 17    | 16    | 632    | Andrew Wilson      | 25 Hononegah          | so    | 5:23               | 5:40   | 5:24  | 16:28.8     | 5:29/M |
| 18    | 17    | 1408   | Josh Nepomuceno    | 42 Normal University  | so    | 5:16               | 5:46   | 5:26  | 16:29.7     | 5:30/M |
| 19    | 18    | 1119   | Luke Boelke        | 39 Naperville North   | fr    | 5:12               | 5:35   | 5:42  | 16:30.3     | 5:30/M |
| 20    | 19    | 601    | Josh Crull         | 25 Hononegah          | so    | 5:09               | 5:41   | 5:41  | 16:32.9     | 5:31/M |
| 21    | 20    | 1080   | Thomas Leonard     | 37 Marist High School | fr    | 5:12               | 5:43   | 5:36  | 16:33.4     | 5:31/M |
| 22    | 21    | 1118   | Griffin Blecke     | 39 Naperville North   | so    | 5:13               | 5:44   | 5:37  | 16:34.2     | 5:31/M |
| 23    | 22    | 1260   | Chris Keeley       | 40 Neuqua Valley      | so    | 5:11               | 5:40   | 5:44  | 16:35.8     | 5:32/M |
| 24    | 23    | 1116   | Jake Allen         | 39 Naperville North   | fr    | 5:12               | 5:38   | 5:47  | 16:38.2     | 5:33/M |
| 25    | 24    | 2437   | Isaac Becker       | 67 Springfield High   | fr    | 5:10               | 5:40   | 5:50  | 16:40.7     | 5:33/M |
| 26    | 25    | 2370   | Sam Rodriguez      | 64 Sandburg           | fr    | 5:08               | 5:49   | 5:43  | 16:40.9     | 5:33/M |
| 27    | 26    | 2489   | Tom Liking         | 69 St. Charles East   | so    | 5:13               | 5:49   | 5:38  | 16:41.9     | 5:34/M |
| 28    | 27    | 2490   | Bennett Malone     | 69 St. Charles East   | so    | 5:11               | 5:46   | 5:44  | 16:41.9     | 5:34/M |
| 29    | 28    | 1256   | Matt Jett          | 40 Neuqua Valley      | so    | 5:11               | 5:47   | 5:43  | 16:42.2     | 5:34/M |
| 30    | 29    | 2488   | Rob Liking         | 69 St. Charles East   | fr    | 5:13               | 5:45   | 5:43  | 16:43.1     | 5:34/M |
| 31    | 30    | 1274   | Michael Madiol     | 40 Neuqua Valley      | so    | 5:12               | 5:47   | 5:44  | 16:43.4     | 5:34/M |
| 32    | 31    | 2347   | Connor Devlin      | 64 Sandburg           | so    | 5:07               | 5:54   | 5:43  | 16:44.5     | 5:35/M |
| 33    | 32    | 2809   | WILLIAM HAUENSTEIN | 81 Wheaton            | fr    | 5:20               | 5:46   | 5:39  | 16:46.1     | 5:35/M |
| 34    | 33    | 324    | Valdis Slokenbergs | 16 Geneva High        | fr    | 5:19               | 5:51   | 5:40  | 16:50.9     | 5:37/M |
| 35    | 34    | 1794   | William Lathrop    | 53 Plainfield South   | so    | 5:25               | 5:45   | 5:40  | 16:52.1     | 5:37/M |
| 36    | 35    | 777    | Patrick Hart       | 29 Lake Zurich High   | fr    | 5:21               | 5:53   | 5:39  | 16:54.4     | 5:38/M |
| 37    | 36    | 631    | Dominick Welte     | 25 Hononegah          | fr    | 5:24               | 5:47   | 5:43  | 16:54.9     | 5:38/M |
| 38    | 37    | 2341   | Nico Calderon      | 64 Sandburg           | so    | 5:07               | 5:49   | 5:58  | 16:55.4     | 5:38/M |
| 39    | 38    | 2487   | Michael Larry      | 69 St. Charles East   | so    | 5:23               | 5:54   | 5:38  | 16:55.7     | 5:38/M |
| 40    | 39    | 1367   | Xavier Scott       | 41 Normal Community   | so    | 5:23               | 5:50   | 5:42  | 16:56.2     | 5:39/M |
| 41    | 40    | 1289   | Michael O'Connor   | 40 Neuqua Valley      | so    | 5:14               | 5:50   | 5:52  | 16:57.7     | 5:39/M |
| 42    | 41    | 883    | AJ Pulido          | 31 Lincoln-Way East   | so    | 5:30               | 5:52   | 5:35  | 16:58.5     | 5:39/M |
| 43    | 42    | 337    | marat schatz       | 17 Glenbard North     | so    | 5:19               | 5:53   | 5:49  | 17:02.0     | 5:41/M |
| 44    | 43    | 1407   | Jackson McClure    | 42 Normal University  | so    | 5:17               | 5:59   | 5:47  | 17:04.0     | 5:41/M |
| 45    | 44    | 1610   | Nathan Miller      | 47 Oswego             | so    | 5:28               | 5:50   | 5:45  | 17:05.0     | 5:42/M |

Race Date  
September 17, 2016

# Richard Spring XC Invitational

## Overall Finish List

### Boys

### F/S Boys

| Place | Score | Bib No | Name               | Team                 | Grade | ----- Splits ----- |        |       | Finish Time | Pace   |
|-------|-------|--------|--------------------|----------------------|-------|--------------------|--------|-------|-------------|--------|
|       |       |        |                    |                      |       | Mile 1             | Mile 2 | FINIS |             |        |
| 46    | 45    | 1236   | Nicholas Drechsler | 40 Neuqua Valley     | so    | 5:21               | 5:56   | 5:47  | 17:05.1     | 5:42/M |
| 47    | 46    | 1792   | Austin Ivec        | 53 Plainfield South  | so    | 5:30               | 5:47   | 5:48  | 17:05.8     | 5:42/M |
| 48    | 47    | 2876   | Daniel Klysh       | 82 York Community    | fr    | 5:26               | 6:02   | 5:39  | 17:08.0     | 5:43/M |
| 49    | 48    | 2594   | Isiah McCune       | 71 St. Joseph-Ogden  | fr    | 5:26               | 5:51   | 5:49  | 17:08.1     | 5:43/M |
| 50    | 49    | 2363   | Ethan Miranda-Gale | 64 Sandburg          | so    | 5:11               | 6:05   | 5:52  | 17:08.2     | 5:43/M |
| 51    | 50    | 1324   | Spencer Teske      | 40 Neuqua Valley     | so    | 5:12               | 5:59   | 5:56  | 17:08.5     | 5:43/M |
| 52    | 51    | 101    | Luke Jennes        | 5 Bartlett           | fr    | 5:26               | 5:55   | 5:47  | 17:09.1     | 5:43/M |
| 53    | 52    | 2346   | John Cunningham    | 64 Sandburg          | so    | 5:18               | 5:58   | 5:51  | 17:09.2     | 5:43/M |
| 54    | 53    | 1121   | Matt Cherry        | 39 Naperville North  | so    | 5:25               | 5:56   | 5:48  | 17:10.4     | 5:43/M |
| 55    | 54    | 607    | Spencer Hielkema   | 25 Hononegah         | so    | 5:26               | 6:01   | 5:42  | 17:11.1     | 5:44/M |
| 56    | 55    | 1412   | Cooper Wilken      | 42 Normal University | so    | 5:24               | 5:55   | 5:51  | 17:11.1     | 5:44/M |
| 57    | 56    | 1411   | Sean Supan         | 42 Normal University | so    | 5:23               | 5:58   | 5:49  | 17:11.3     | 5:44/M |
| 58    | 57    | 815    | Frank Burke-Olson  | 30 Lane Tech         | so    | 5:18               | 5:58   | 5:54  | 17:11.4     | 5:44/M |
| 59    | 58    | 149    | Brandon Saavedra   | 6 Berwyn/Cicero      | fr    | 5:30               | 5:57   | 5:47  | 17:15.7     | 5:45/M |
| 60    | 59    | 964    | Alex Owens         | 33 Loyola Academy    | fr    | 5:32               | 5:58   | 5:45  | 17:16.0     | 5:45/M |
| 61    | 60    | 1123   | Sasha Dresbach     | 39 Naperville North  | so    | 5:27               | 5:54   | 5:54  | 17:16.9     | 5:45/M |
| 62    | 61    | 2926   | Aidan Ihms         | 84 Glenbard East     | so    | 5:30               | 6:00   | 5:46  | 17:17.5     | 5:46/M |
| 63    | 62    | 2454   | Ryan Waldinger     | 67 Springfield High  | so    | 5:34               | 6:01   | 5:42  | 17:18.5     | 5:46/M |
| 64    | 63    | 1498   | Ashton Hess        | 46 O'Fallon Township | so    | 5:24               | 6:09   | 5:44  | 17:19.1     | 5:46/M |
| 65    | 64    | 2821   | MATT RICE          | 81 Wheaton           | so    | 5:29               | 5:59   | 5:50  | 17:19.6     | 5:46/M |
| 66    | 65    | 1125   | McClellan Griffin  | 39 Naperville North  | so    | 5:25               | 5:56   | 5:58  | 17:20.3     | 5:47/M |
| 67    | 66    | 1798   | James Sottosanto   | 53 Plainfield South  | so    | 5:16               | 6:03   | 6:00  | 17:20.5     | 5:47/M |
| 68    | 67    | 2381   | Ben Walter         | 64 Sandburg          | so    | 5:32               | 5:57   | 5:51  | 17:21.7     | 5:47/M |
| 69    | 68    | 339    | matthew solucha    | 17 Glenbard North    | so    | 5:22               | 5:59   | 6:00  | 17:22.7     | 5:47/M |
| 70    | 69    | 502    | Zach Joyce         | 22 Hersey            | fr    | 5:26               | 5:57   | 5:59  | 17:23.4     | 5:48/M |
| 71    | 70    | 1623   | Jonathon Zambo     | 47 Oswego            | so    | 5:30               | 5:59   | 5:54  | 17:23.7     | 5:48/M |
| 72    | 71    | 1609   | Brady Mello        | 47 Oswego            | so    | 5:32               | 5:58   | 5:56  | 17:27.3     | 5:49/M |
| 73    | 72    | 145    | Anthony Munoz      | 6 Berwyn/Cicero      | so    | 5:31               | 6:01   | 5:54  | 17:27.8     | 5:49/M |
| 74    | 73    | 1500   | Andrew Joyce       | 46 O'Fallon Township | so    | 5:25               | 6:07   | 5:55  | 17:27.9     | 5:49/M |
| 75    | 74    | 1605   | Kyle Kelty         | 47 Oswego            | so    | 5:30               | 6:03   | 5:55  | 17:28.8     | 5:49/M |
| 76    | 75    | 1801   | Carson Vittorio    | 53 Plainfield South  | so    | 5:27               | 6:02   | 5:59  | 17:29.1     | 5:50/M |
| 77    | 76    | 816    | Jack Burns         | 30 Lane Tech         | fr    | 5:21               | 6:06   | 6:02  | 17:29.7     | 5:50/M |
| 78    | 77    | 2520   | Hunter Bletz       | 70 St. Charles North | so    | 5:31               | 6:02   | 5:56  | 17:30.8     | 5:50/M |
| 79    | 78    | 1931   | Mo Shonekan        | 58 Rock Bridge       | so    | 5:23               | 6:01   | 6:06  | 17:32.0     | 5:51/M |
| 80    | 79    | 1786   | Kennedy Branch     | 53 Plainfield South  | so    | 5:27               | 6:04   | 6:00  | 17:32.0     | 5:51/M |
| 81    | 80    | 2924   | Andrew Bylsma      | 84 Glenbard East     | so    | 5:30               | 6:01   | 6:01  | 17:33.5     | 5:51/M |
| 82    | 81    | 1361   | Jacob Myers        | 41 Normal Community  | so    | 5:07               | 5:50   | 6:36  | 17:33.6     | 5:51/M |
| 83    | 82    | 1932   | Jacob Sykuta       | 58 Rock Bridge       | so    | 5:29               | 6:07   | 5:56  | 17:34.1     | 5:51/M |
| 84    | 83    | 105    | Alan Michalek      | 5 Bartlett           | so    | 5:26               | 6:00   | 6:07  | 17:34.7     | 5:51/M |
| 85    | 84    | 338    | omar solorio       | 17 Glenbard North    | so    | 5:18               | 6:03   | 6:13  | 17:36.0     | 5:52/M |
| 86    | 85    | 2975   | Luke Sauerland     | 48 Palatine          | so    | 5:38               | 6:06   | 5:51  | 17:36.1     | 5:52/M |
| 87    | 86    | 2825   | DAVID ZELLER       | 81 Wheaton           | fr    | 5:29               | 6:01   | 6:05  | 17:36.3     | 5:52/M |
| 88    | 87    | 2977   | Malcolm Filichia   | 48 Palatine          | so    | 5:30               | 6:06   | 5:59  | 17:37.2     | 5:52/M |
| 89    | 88    | 2414   | Dalvin Humphrey    | 66 Shepard           | so    | 5:29               | 6:11   | 5:58  | 17:39.1     | 5:53/M |
| 90    | 89    | 509    | Colin Safford      | 22 Hersey            | fr    | 5:30               | 6:06   | 6:02  | 17:39.6     | 5:53/M |

## Richard Spring XC Invitational

Race Date

September 17, 2016

Overall Finish List

## Boys

## F/S Boys

| Place | Score | Bib No | Name              | Team                 | Grade | ----- Splits ----- |        |       | Finish Time | Pace   |
|-------|-------|--------|-------------------|----------------------|-------|--------------------|--------|-------|-------------|--------|
|       |       |        |                   |                      |       | Mile 1             | Mile 2 | FINIS |             |        |
| 91    | 90    | 875    | Noah Gehl         | 31 Lincoln-Way East  | fr    | 5:38               | 6:08   | 5:53  | 17:39.8     | 5:53/M |
| 92    | (< 5) | 1832   | Otis Sanders      | 54 Pleasant Plains   | so    | 5:18               | 6:12   | 6:10  | 17:40.8     | 5:53/M |
| 93    | 91    | 150    | Kenneth Sandoval  | 6 Berwyn/Cicero      | so    | 5:30               | 6:11   | 5:59  | 17:40.8     | 5:53/M |
| 94    | 92    | 1357   | Colin Fitzgerald  | 41 Normal Community  | fr    | 5:50               | 6:01   | 5:49  | 17:40.9     | 5:53/M |
| 95    | 93    | 2537   | Nic Gutierrez     | 70 St. Charles North | so    | 5:31               | 6:06   | 6:03  | 17:41.6     | 5:54/M |
| 96    | 94    | 325    | Joe Tegge         | 16 Geneva High       | fr    | 5:27               | 5:55   | 6:19  | 17:42.0     | 5:54/M |
| 97    | 95    | 957    | Ian Gallo         | 33 Loyola Academy    | so    | 5:32               | 6:03   | 6:06  | 17:42.7     | 5:54/M |
| 98    | 96    | 1401   | Alex Hess         | 42 Normal University | fr    | 5:43               | 6:04   | 5:55  | 17:43.0     | 5:54/M |
| 99    | 97    | 102    | Sam Jennes        | 5 Bartlett           | fr    | 5:27               | 6:05   | 6:09  | 17:43.1     | 5:54/M |
| 100   | 98    | 2442   | Jack Flesner      | 67 Springfield High  | so    | 5:35               | 6:06   | 6:01  | 17:43.2     | 5:54/M |
| 101   | 99    | 238    | Bradley Brodsky   | 12 Deerfield         | so    | 5:47               | 6:05   | 5:50  | 17:43.4     | 5:54/M |
| 102   | 100   | 1472   | Will Vejck        | 45 Oak Park and      | fr    | 5:27               | 6:07   | 6:09  | 17:44.6     | 5:55/M |
| 103   | 101   | 2806   | JOSEPH FRANKE     | 81 Wheaton           | fr    | 5:31               | 6:04   | 6:08  | 17:44.6     | 5:55/M |
| 104   | 102   | 424    | Grant Edwards     | 19 Glenwood High     | so    | 5:48               | 6:07   | 5:49  | 17:44.7     | 5:55/M |
| 105   | 103   | 435    | Graham Turk       | 19 Glenwood High     | fr    | 5:48               | 6:07   | 5:49  | 17:44.8     | 5:55/M |
| 106   | 104   | 776    | Sam Guinta        | 29 Lake Zurich High  | so    | 5:29               | 6:04   | 6:12  | 17:45.3     | 5:55/M |
| 107   | 105   | 838    | Tommy Scholle     | 30 Lane Tech         | so    | 5:38               | 6:11   | 5:56  | 17:46.0     | 5:55/M |
| 108   | (> 7) | 1127   | Austin Haase      | 39 Naperville North  | so    | 5:32               | 6:05   | 6:09  | 17:47.8     | 5:56/M |
| 109   | (> 7) | 1791   | Cody Gleim        | 53 Plainfield South  | fr    | 5:35               | 6:12   | 6:00  | 17:48.4     | 5:56/M |
| 110   | (> 7) | 1788   | Tyler Czoschke    | 53 Plainfield South  | fr    | 5:35               | 6:12   | 6:00  | 17:48.8     | 5:56/M |
| 111   | 106   | 146    | Pedro Ocampo      | 6 Berwyn/Cicero      | so    | 5:22               | 5:51   | 6:34  | 17:49.3     | 5:56/M |
| 112   | 107   | 1924   | Jay Koller        | 58 Rock Bridge       | fr    | 5:24               | 6:13   | 6:11  | 17:50.3     | 5:57/M |
| 113   | 108   | 1977   | Brendan Fahey     | 61 Sacred            | so    | 5:34               | 6:09   | 6:06  | 17:50.8     | 5:57/M |
| 114   | 109   | 309    | Kellen Cesarone   | 16 Geneva High       | so    | 5:44               | 6:07   | 5:58  | 17:51.2     | 5:57/M |
| 115   | 110   | 698    | Julian Rosenbach  | 27 Joliet West       | fr    | 5:32               | 6:10   | 6:08  | 17:51.4     | 5:57/M |
| 116   | 111   | 825    | Patrick McQuillan | 30 Lane Tech         | so    | 5:23               | 6:08   | 6:19  | 17:51.7     | 5:57/M |
| 117   | 112   | 148    | Manny Rodriguez   | 6 Berwyn/Cicero      | fr    | 5:39               | 5:54   | 6:18  | 17:53.2     | 5:58/M |
| 118   | 113   | 909    | Ethan Trost       | 32 Lincoln-Way West  | fr    | 5:35               | 6:16   | 6:01  | 17:53.4     | 5:58/M |
| 119   | 114   | 1601   | Ivan Garcia       | 47 Oswego            | so    | 5:37               | 6:14   | 6:02  | 17:53.5     | 5:58/M |
| 120   | 115   | 491    | Sam Procopio      | 21 Harlem            | so    | 5:31               | 6:08   | 6:13  | 17:54.3     | 5:58/M |
| 121   | 116   | 2351   | Ben Giblin        | 64 Sandburg          | fr    | 5:36               | 6:05   | 6:12  | 17:54.4     | 5:58/M |
| 122   | (> 7) | 2352   | Will Giblin       | 64 Sandburg          | fr    | 5:36               | 6:04   | 6:13  | 17:54.4     | 5:58/M |
| 123   | 117   | 2879   | Jack Manning      | 82 York Community    | so    | 5:45               | 6:03   | 6:05  | 17:54.9     | 5:58/M |
| 124   | 118   | 830    | Joe Powers        | 30 Lane Tech         | so    | 5:37               | 6:12   | 6:05  | 17:55.1     | 5:58/M |
| 125   | 119   | 140    | Leo Guardado      | 6 Berwyn/Cicero      | fr    | 5:37               | 6:10   | 6:07  | 17:55.6     | 5:58/M |
| 126   | (> 7) | 1130   | JOsh Pietsch      | 39 Naperville North  | so    | 5:32               | 6:10   | 6:13  | 17:56.1     | 5:59/M |
| 127   | 120   | 2880   | Aidan Moran       | 82 York Community    | fr    | 5:56               | 6:08   | 5:51  | 17:56.4     | 5:59/M |
| 128   | 121   | 540    | Nick Beronio      | 24 Hinsdale South    | fr    | 5:34               | 6:11   | 6:11  | 17:57.3     | 5:59/M |
| 129   | 122   | 500    | Josh Harden       | 22 Hersey            | so    | 5:26               | 5:57   | 6:32  | 17:57.6     | 5:59/M |
| 130   | 123   | 2444   | Sam Forness       | 67 Springfield High  | fr    | 5:41               | 6:07   | 6:09  | 17:58.3     | 5:59/M |
| 131   | 124   | 841    | Steven Yee        | 30 Lane Tech         | so    | 5:37               | 6:11   | 6:09  | 17:59.1     | 6:00/M |
| 132   | (> 7) | 1790   | Adrian Flores     | 53 Plainfield South  | fr    | 5:42               | 6:08   | 6:08  | 17:59.2     | 6:00/M |
| 133   | (> 7) | 1290   | Jack Orenge       | 40 Neuqua Valley     | so    | 5:22               | 6:20   | 6:16  | 17:59.3     | 6:00/M |
| 134   | 125   | 2819   | JARED PEASLEE     | 81 Wheaton           | fr    | 5:31               | 6:06   | 6:23  | 18:00.6     | 6:00/M |
| 135   | 126   | 1919   | Jared Geyer       | 58 Rock Bridge       | fr    | 5:30               | 6:11   | 6:18  | 18:00.7     | 6:00/M |

## Richard Spring XC Invitational

Overall Finish List

## Boys

## F/S Boys

Race Date  
September 17, 2016

| Place | Score | Bib No | Name               | Team                 | Grade | ----- Splits ----- |        |       | Finish<br>Time | Pace   |
|-------|-------|--------|--------------------|----------------------|-------|--------------------|--------|-------|----------------|--------|
|       |       |        |                    |                      |       | Mile 1             | Mile 2 | FINIS |                |        |
| 136   | 127   | 2559   | Patrick Obernesser | 70 St. Charles North | fr    | 5:39               | 6:19   | 6:02  | 18:00.9        | 6:00/M |
| 137   | 128   | 785    | Lukas Troutman     | 29 Lake Zurich High  | so    | 5:39               | 6:10   | 6:13  | 18:02.9        | 6:01/M |
| 138   | (> 7) | 1128   | Aidan Handa        | 39 Naperville North  | so    | 5:41               | 6:19   | 6:02  | 18:03.6        | 6:01/M |
| 139   | 129   | 880    | Cam Kavanaugh      | 31 Lincoln-Way East  | fr    | 5:38               | 6:09   | 6:16  | 18:03.8        | 6:01/M |
| 140   | 130   | 2982   | Andrew Frank       | 48 Palatine          | so    | 5:41               | 6:17   | 6:05  | 18:04.0        | 6:01/M |
| 141   | 131   | 1593   | Jacob Bohnert      | 47 Oswego            | fr    | 5:46               | 6:11   | 6:07  | 18:04.5        | 6:01/M |
| 142   | 132   | 737    | Jack Murphy        | 28 Lake Park         | fr    | 5:48               | 6:15   | 6:00  | 18:04.9        | 6:01/M |
| 143   | 133   | 729    | Jeff Biddle        | 28 Lake Park         | so    | 5:49               | 6:14   | 6:00  | 18:05.0        | 6:02/M |
| 144   | 134   | 1914   | Murat Agca         | 58 Rock Bridge       | fr    | 5:39               | 6:15   | 6:11  | 18:06.5        | 6:02/M |
| 145   | 135   | 141    | Guillermo Ibarra   | 6 Berwyn/Cicero      | fr    | 5:38               | 6:10   | 6:19  | 18:07.9        | 6:02/M |
| 146   | 136   | 782    | Ryan Pearce        | 29 Lake Zurich High  | so    | 5:43               | 6:16   | 6:08  | 18:08.9        | 6:03/M |
| 147   | 137   | 1727   | Mitchell Mazander  | 51 Peoria Notre Dame | so    | 5:37               | 6:14   | 6:16  | 18:09.1        | 6:03/M |
| 148   | 138   | 1470   | Spencer Thorpe     | 45 Oak Park and      | so    | 5:42               | 6:19   | 6:08  | 18:10.0        | 6:03/M |
| 149   | 139   | 965    | John Schmeltz      | 33 Loyola Academy    | so    | 5:39               | 6:17   | 6:13  | 18:10.7        | 6:03/M |
| 150   | 140   | 618    | Braden Myers       | 25 Hononegah         | so    | 5:36               | 6:18   | 6:15  | 18:10.7        | 6:03/M |
| 151   | 141   | 2546   | Kaden Kirby        | 70 St. Charles North | fr    | 5:38               | 6:18   | 6:15  | 18:12.2        | 6:04/M |
| 152   | 142   | 1493   | Braden Gaab        | 46 O'Fallon Township | fr    | 5:47               | 6:14   | 6:10  | 18:12.6        | 6:04/M |
| 153   | 143   | 767    | Tommy Braasch      | 29 Lake Zurich High  | so    | 5:43               | 6:20   | 6:08  | 18:12.9        | 6:04/M |
| 154   | 144   | 2979   | Ian Cameron        | 48 Palatine          | fr    | 5:38               | 6:18   | 6:16  | 18:13.1        | 6:04/M |
| 155   | 145   | 1482   | Zachary Claxton    | 46 O'Fallon Township | so    | 5:43               | 6:19   | 6:09  | 18:13.1        | 6:04/M |
| 156   | 146   | 2976   | Aaron Kleinschmidt | 48 Palatine          | so    | 5:42               | 6:21   | 6:10  | 18:14.0        | 6:05/M |
| 157   | 147   | 1503   | Brendan Krell      | 46 O'Fallon Township | so    | 5:43               | 6:17   | 6:13  | 18:15.2        | 6:05/M |
| 158   | 148   | 2563   | Edgar Santiago     | 70 St. Charles North | so    | 5:29               | 6:19   | 6:26  | 18:15.5        | 6:05/M |
| 159   | 149   | 2868   | Calvin Carta       | 82 York Community    | so    | 5:58               | 6:16   | 6:00  | 18:15.7        | 6:05/M |
| 160   | 150   | 911    | Cade Vektor        | 32 Lincoln-Way West  | fr    | 5:33               | 6:19   | 6:22  | 18:16.0        | 6:05/M |
| 161   | 151   | 2415   | Evan Jamrozy       | 66 Shepard           | fr    | 5:58               | 6:16   | 6:00  | 18:16.1        | 6:05/M |
| 162   | 152   | 1526   | Alex Wilhelm       | 46 O'Fallon Township | so    | 5:48               | 6:17   | 6:11  | 18:16.2        | 6:05/M |
| 163   | 153   | 742    | Jonathan Summers   | 28 Lake Park         | fr    | 5:49               | 6:20   | 6:06  | 18:16.9        | 6:05/M |
| 164   | 154   | 1513   | Jacob Ramirez      | 46 O'Fallon Township | so    | 5:43               | 6:19   | 6:13  | 18:16.9        | 6:05/M |
| 165   | 155   | 2557   | Connor Nelis       | 70 St. Charles North | so    | 5:47               | 6:25   | 6:04  | 18:17.0        | 6:06/M |
| 166   | 156   | 692    | Sam Munson         | 27 Joliet West       | so    | 5:54               | 6:22   | 6:00  | 18:17.7        | 6:06/M |
| 167   | 157   | 872    | Ryan Drafke        | 31 Lincoln-Way East  | so    | 5:53               | 6:29   | 5:57  | 18:19.8        | 6:06/M |
| 168   | 158   | 955    | Billy Delaney      | 33 Loyola Academy    | fr    | 5:52               | 6:24   | 6:03  | 18:20.4        | 6:07/M |
| 169   | 159   | 899    | Jeremy Koermer     | 32 Lincoln-Way West  | fr    | 5:41               | 6:31   | 6:08  | 18:20.9        | 6:07/M |
| 170   | 160   | 334    | haren patel        | 17 Glenbard North    | so    | 5:50               | 6:16   | 6:14  | 18:20.9        | 6:07/M |
| 171   | (> 7) | 1228   | Daniel Conway      | 40 Neuqua Valley     | fr    | 5:49               | 6:23   | 6:08  | 18:21.0        | 6:07/M |
| 172   | 161   | 541    | Tanner Booth       | 24 Hinsdale South    | so    | 5:47               | 6:21   | 6:12  | 18:21.6        | 6:07/M |
| 173   | 162   | 2543   | Alex Jurczyk       | 70 St. Charles North | so    | 5:49               | 6:22   | 6:09  | 18:21.8        | 6:07/M |
| 174   | 163   | 701    | Antonio Segura     | 27 Joliet West       | fr    | 5:47               | 6:25   | 6:09  | 18:22.2        | 6:07/M |
| 175   | (> 7) | 2339   | Peter Burkiri      | 64 Sandburg          | so    | 5:17               | 6:27   | 6:37  | 18:22.6        | 6:07/M |
| 176   | (> 7) | 1261   | Quinn Kennedy      | 40 Neuqua Valley     | fr    | 5:49               | 6:20   | 6:13  | 18:22.9        | 6:07/M |
| 177   | 164   | 1462   | Thomas George      | 45 Oak Park and      | fr    | 5:56               | 6:21   | 6:06  | 18:23.4        | 6:08/M |
| 178   | 165   | 900    | Nolan Krol         | 32 Lincoln-Way West  | fr    | 5:36               | 6:25   | 6:22  | 18:24.5        | 6:08/M |
| 179   | 166   | 877    | Jake Hemlich       | 31 Lincoln-Way East  | so    | 5:36               | 6:23   | 6:24  | 18:25.0        | 6:08/M |
| 180   | 167   | 2621   | Ali Abuzir         | 2 Stagg High School  | so    | 5:59               | 6:22   | 6:03  | 18:25.6        | 6:08/M |

## Richard Spring XC Invitational

Race Date  
September 17, 2016

Overall Finish List

## Boys

## F/S Boys

| Place | Score | Bib No | Name               | Team                  | Grade | ----- Splits ----- |        |       | Finish Time | Pace   |
|-------|-------|--------|--------------------|-----------------------|-------|--------------------|--------|-------|-------------|--------|
|       |       |        |                    |                       |       | Mile 1             | Mile 2 | FINIS |             |        |
| 181   | 168   | 1362   | Carter Owen        | 41 Normal Community   | fr    | 5:50               | 6:20   | 6:15  | 18:26.3     | 6:09/M |
| 182   | 169   | 246    | Ben Kraemer        | 12 Deerfield          | fr    | 5:52               | 6:20   | 6:12  | 18:26.6     | 6:09/M |
| 183   | 170   | 969    | Tommy Wimbiscus    | 33 Loyola Academy     | so    | 5:32               | 6:15   | 6:38  | 18:27.0     | 6:09/M |
| 184   | (> 7) | 2337   | Randy Apter        | 64 Sandburg           | so    | 5:51               | 6:20   | 6:15  | 18:28.4     | 6:09/M |
| 185   | 171   | 2983   | Jinchuan Wu        | 48 Palatine           | so    | 5:42               | 6:22   | 6:25  | 18:29.3     | 6:10/M |
| 186   | 172   | 2626   | Brendan Conroy     | 2 Stagg High School   | so    | 5:41               | 6:19   | 6:27  | 18:29.4     | 6:10/M |
| 187   | 173   | 506    | Bobby McKavanagh   | 22 Hersey             | so    | 5:41               | 6:31   | 6:16  | 18:29.9     | 6:10/M |
| 188   | 174   | 958    | Sal Gumina         | 33 Loyola Academy     | fr    | 5:53               | 6:24   | 6:14  | 18:31.4     | 6:10/M |
| 189   | 175   | 1369   | Drew Toohill       | 41 Normal Community   | so    | 5:55               | 6:20   | 6:16  | 18:31.8     | 6:10/M |
| 190   | 176   | 2409   | Marcin Czaja       | 66 Shepard            | fr    | 5:46               | 6:25   | 6:20  | 18:32.9     | 6:11/M |
| 191   | 177   | 1985   | Jake Wagoner       | 61 Sacred             | so    | 5:38               | 6:21   | 6:33  | 18:33.1     | 6:11/M |
| 192   | 178   | 870    | Tom Arndt          | 31 Lincoln-Way East   | so    | 5:38               | 6:24   | 6:31  | 18:33.7     | 6:11/M |
| 193   | (< 5) | 1831   | Steven Melin       | 54 Pleasant Plains    | so    | 5:48               | 6:29   | 6:16  | 18:34.1     | 6:11/M |
| 194   | 179   | 464    | Donald Cardy       | 20 Grant              | so    | 5:58               | 6:21   | 6:14  | 18:34.3     | 6:11/M |
| 195   | 180   | 307    | Aaron Beck         | 16 Geneva High        | fr    | 5:45               | 6:25   | 6:23  | 18:34.3     | 6:11/M |
| 196   | (< 5) | 2653   | Jon Neville        | 73 Stanford Olympia   | fr    | 5:48               | 6:27   | 6:18  | 18:34.7     | 6:11/M |
| 197   | (> 7) | 2566   | Toby Strader       | 70 St. Charles North  | fr    | 5:49               | 6:24   | 6:21  | 18:35.2     | 6:12/M |
| 198   | 181   | 2453   | Cameron VanMetre   | 67 Springfield High   | so    | 5:50               | 6:26   | 6:18  | 18:35.4     | 6:12/M |
| 199   | 182   | 2878   | Sean Maher         | 82 York Community     | fr    | 5:57               | 6:14   | 6:25  | 18:37.9     | 6:12/M |
| 200   | 183   | 2813   | Ethan Seng         | 81 Wheaton            | fr    | 5:37               | 6:27   | 6:32  | 18:38.2     | 6:13/M |
| 201   | 184   | 1982   | Grant Sarnowski    | 61 Sacred             | fr    | 5:42               | 6:20   | 6:36  | 18:40.2     | 6:13/M |
| 202   | 185   | 1923   | Hanbin Kim         | 58 Rock Bridge        | so    | 5:34               | 6:39   | 6:26  | 18:40.3     | 6:13/M |
| 203   | 186   | 784    | Thomas Tran        | 29 Lake Zurich High   | so    | 5:43               | 6:34   | 6:23  | 18:41.0     | 6:14/M |
| 204   | 187   | 497    | Spencer Burkhalter | 22 Hersey             | fr    | 5:46               | 6:29   | 6:25  | 18:41.0     | 6:14/M |
| 205   | 188   | 904    | Kyle Pearce        | 32 Lincoln-Way West   | fr    | 5:41               | 6:32   | 6:26  | 18:41.3     | 6:14/M |
| 206   | 189   | 769    | Adam Cupples       | 29 Lake Zurich High   | fr    | 5:48               | 6:31   | 6:22  | 18:42.3     | 6:14/M |
| 207   | 190   | 2978   | Kyle Douglas       | 48 Palatine           | so    | 5:49               | 6:38   | 6:14  | 18:42.3     | 6:14/M |
| 208   | 191   | 694    | Jesus Olvera       | 27 Joliet West        | so    | 6:00               | 6:35   | 6:05  | 18:42.3     | 6:14/M |
| 209   | 192   | 100    | Jonathon Jasso     | 5 Bartlett            | fr    | 5:30               | 6:37   | 6:34  | 18:43.0     | 6:14/M |
| 210   | (< 5) | 1830   | Moore Braden       | 54 Pleasant Plains    | fr    | 5:52               | 6:26   | 6:23  | 18:43.2     | 6:14/M |
| 211   | 193   | 228    | Garrett Forrest    | 11 Dee-Mack High      | fr    | 5:46               | 6:29   | 6:27  | 18:43.6     | 6:14/M |
| 212   | (> 7) | 888    | Ben Zinsky         | 31 Lincoln-Way East   | fr    | 5:44               | 6:30   | 6:28  | 18:44.3     | 6:15/M |
| 213   | (> 7) | 772    | Ben Glatz          | 29 Lake Zurich High   | fr    | 5:45               | 6:33   | 6:24  | 18:44.4     | 6:15/M |
| 214   | 194   | 1073   | Caleb Davis        | 37 Marist High School | fr    | 5:38               | 6:38   | 6:28  | 18:44.6     | 6:15/M |
| 215   | (> 7) | 1518   | David Tady         | 46 O'Fallon Township  | fr    | 6:01               | 6:27   | 6:16  | 18:45.9     | 6:15/M |
| 216   | 195   | 316    | Aaron Dewey        | 16 Geneva High        | fr    | 5:49               | 6:31   | 6:24  | 18:46.1     | 6:15/M |
| 217   | 196   | 634    | Riley Yates        | 25 Hononegah          | so    | 5:46               | 6:35   | 6:25  | 18:46.5     | 6:15/M |
| 218   | 197   | 2807   | EVAN GUTHRIE       | 81 Wheaton            | so    | 5:50               | 6:28   | 6:27  | 18:46.7     | 6:15/M |
| 219   | 198   | 1455   | Jonathan Brukhartz | 45 Oak Park and       | fr    | 5:59               | 6:33   | 6:13  | 18:46.7     | 6:15/M |
| 220   | 199   | 327    | jordan alwan       | 17 Glenbard North     | so    | 5:50               | 6:31   | 6:24  | 18:46.8     | 6:15/M |
| 221   | 200   | 510    | Sam Stubbs         | 22 Hersey             | fr    | 5:56               | 6:33   | 6:17  | 18:47.7     | 6:16/M |
| 222   | 201   | 252    | Jonathan Walkk     | 12 Deerfield          | so    | 5:55               | 6:29   | 6:22  | 18:47.8     | 6:16/M |
| 223   | (> 7) | 770    | Caleb Engelmann    | 29 Lake Zurich High   | fr    | 5:50               | 6:37   | 6:21  | 18:48.6     | 6:16/M |
| 224   | 202   | 322    | Eric Palmquist     | 16 Geneva High        | fr    | 5:46               | 6:27   | 6:34  | 18:48.9     | 6:16/M |
| 225   | 203   | 646    | Eric Cuevas        | 26 Joliet Central     | so    | 6:03               | 6:28   | 6:17  | 18:49.0     | 6:16/M |

Race Date  
September 17, 2016

# Richard Spring XC Invitational

## Overall Finish List

### Boys

### F/S Boys

| <u>Place</u> | <u>Score</u> | <u>Bib No</u> | <u>Name</u>       | <u>Team</u>           | <u>Grade</u> | <u>----- Splits -----</u> |               |              | <u>Finish</u> | <u>Pace</u> |
|--------------|--------------|---------------|-------------------|-----------------------|--------------|---------------------------|---------------|--------------|---------------|-------------|
|              |              |               |                   |                       |              | <u>Mile 1</u>             | <u>Mile 2</u> | <u>FINIS</u> | <u>Time</u>   |             |
| 226          | 204          | 2595          | Tom Nichols       | 71 St. Joseph-Ogden   | fr           | 5:54                      | 6:21          | 6:33         | 18:49.2       | 6:16/M      |
| 227          | (> 7)        | 2820          | LUKE REYNOLDS     | 81 Wheaton            | so           | 5:55                      | 6:33          | 6:20         | 18:49.8       | 6:16/M      |
| 228          | (> 7)        | 884           | Ryan Schuetz      | 31 Lincoln-Way East   | so           | 5:51                      | 6:31          | 6:27         | 18:50.2       | 6:17/M      |
| 229          | 205          | 1670          | Kaleb Just        | 50 Pekin Community    | fr           | 5:49                      | 6:28          | 6:33         | 18:50.6       | 6:17/M      |
| 230          | 206          | 839           | Eric Stemper      | 30 Lane Tech          | fr           | 6:11                      | 6:25          | 6:14         | 18:50.7       | 6:17/M      |
| 231          | 207          | 615           | Connor McCullough | 25 Hononegah          | so           | 5:55                      | 6:33          | 6:21         | 18:50.8       | 6:17/M      |
| 232          | 208          | 1612          | Ethan Neal        | 47 Oswego             | fr           | 5:51                      | 6:27          | 6:31         | 18:50.9       | 6:17/M      |
| 233          | (> 7)        | 2980          | Muhammad Allahi   | 48 Palatine           | fr           | 5:49                      | 6:30          | 6:32         | 18:52.3       | 6:17/M      |
| 234          | 209          | 247           | Matt Krengel      | 12 Deerfield          | so           | 6:00                      | 6:32          | 6:19         | 18:52.5       | 6:17/M      |
| 235          | 210          | 537           | Josh Baron        | 24 Hinsdale South     | fr           | 5:48                      | 6:28          | 6:36         | 18:53.0       | 6:18/M      |
| 236          | 211          | 230           | Jacob Henderson   | 11 Dee-Mack High      | so           | 5:47                      | 6:30          | 6:36         | 18:54.2       | 6:18/M      |
| 237          | 212          | 1672          | Nathan Kraus      | 50 Pekin Community    | fr           | 5:48                      | 6:29          | 6:37         | 18:55.1       | 6:18/M      |
| 238          | 213          | 2413          | Brandon Herrera   | 66 Shepard            | so           | 5:59                      | 6:33          | 6:23         | 18:56.2       | 6:19/M      |
| 239          | 214          | 317           | Matthew Dutton    | 16 Geneva High        | fr           | 5:50                      | 6:31          | 6:34         | 18:56.7       | 6:19/M      |
| 240          | 215          | 1925          | Sam Munns         | 58 Rock Bridge        | fr           | 5:39                      | 6:49          | 6:29         | 18:58.0       | 6:19/M      |
| 241          | 216          | 1460          | Nathan Devaud     | 45 Oak Park and       | so           | 5:58                      | 6:36          | 6:22         | 18:58.3       | 6:19/M      |
| 242          | 217          | 237           | Declan Black      | 12 Deerfield          | so           | 6:00                      | 6:34          | 6:23         | 18:58.4       | 6:19/M      |
| 243          | 218          | 422           | Rene Croteau      | 19 Glenwood High      | fr           | 6:07                      | 6:34          | 6:18         | 19:00.8       | 6:20/M      |
| 244          | (> 7)        | 2810          | Igor Pappas       | 81 Wheaton            | fr           | 5:59                      | 6:33          | 6:27         | 19:01.4       | 6:20/M      |
| 245          | (> 7)        | 594           | Zane Bastian      | 25 Hononegah          | so           | 5:50                      | 6:32          | 6:38         | 19:01.9       | 6:20/M      |
| 246          | 219          | 2764          | Kamal Patel       | 79 West Chicago       | so           | 5:52                      | 6:37          | 6:33         | 19:03.9       | 6:21/M      |
| 247          | 220          | 913           | Dylan Williams    | 32 Lincoln-Way West   | so           | 5:52                      | 6:42          | 6:29         | 19:04.0       | 6:21/M      |
| 248          | (> 7)        | 903           | William Motto     | 32 Lincoln-Way West   | fr           | 6:01                      | 6:40          | 6:22         | 19:04.5       | 6:21/M      |
| 249          | 221          | 741           | Matt Scimeca      | 28 Lake Park          | fr           | 6:09                      | 6:34          | 6:21         | 19:04.6       | 6:21/M      |
| 250          | 222          | 662           | Brayan Ruiz       | 26 Joliet Central     | so           | 6:03                      | 6:40          | 6:22         | 19:06.7       | 6:22/M      |
| 251          | 223          | 1465          | Gabe Manes        | 45 Oak Park and       | so           | 6:08                      | 6:39          | 6:19         | 19:07.5       | 6:22/M      |
| 252          | 224          | 1075          | Aidan Dillon      | 37 Marist High School | so           | 5:56                      | 6:38          | 6:32         | 19:07.9       | 6:22/M      |
| 253          | (> 7)        | 1591          | Noah Beck         | 47 Oswego             | so           | 5:52                      | 6:42          | 6:34         | 19:08.5       | 6:23/M      |
| 254          | (> 7)        | 315           | Ryan DeMarco      | 16 Geneva High        | fr           | 5:58                      | 6:29          | 6:41         | 19:08.7       | 6:23/M      |
| 255          | 225          | 436           | Matt Wendel       | 19 Glenwood High      | so           | 6:02                      | 6:40          | 6:25         | 19:08.7       | 6:23/M      |
| 256          | 226          | 649           | Jonathan Garcia   | 26 Joliet Central     | so           | 6:03                      | 6:26          | 6:39         | 19:09.4       | 6:23/M      |
| 257          | 227          | 434           | David Schmitt     | 19 Glenwood High      | fr           | 5:57                      | 6:29          | 6:43         | 19:09.4       | 6:23/M      |
| 258          | (> 7)        | 898           | Kaleb Kittle      | 32 Lincoln-Way West   | fr           | 5:49                      | 6:44          | 6:35         | 19:10.0       | 6:23/M      |
| 259          | 228          | 1453          | Alfonso Acevedo   | 45 Oak Park and       | fr           | 6:14                      | 6:39          | 6:17         | 19:10.7       | 6:23/M      |
| 260          | 229          | 2803          | Noah Sweeting     | 80 Wheaton Academy    | fr           | 6:04                      | 6:39          | 6:28         | 19:12.7       | 6:24/M      |
| 261          | (> 7)        | 1926          | Pranav Patel      | 58 Rock Bridge        | so           | 5:46                      | 6:43          | 6:45         | 19:14.6       | 6:25/M      |
| 262          | (> 7)        | 1458          | Luke Clancy       | 45 Oak Park and       | fr           | 6:13                      | 6:40          | 6:21         | 19:15.7       | 6:25/M      |
| 263          | 230          | 1358          | Ishaar Ganesan    | 41 Normal Community   | fr           | 5:51                      | 6:45          | 6:39         | 19:16.4       | 6:25/M      |
| 264          | 231          | 2790          | Rylen Hershey     | 80 Wheaton Academy    | so           | 6:01                      | 6:45          | 6:29         | 19:17.2       | 6:26/M      |
| 265          | (> 7)        | 2824          | GUNNAR WHEELER    | 81 Wheaton            | so           | 5:59                      | 6:39          | 6:38         | 19:17.2       | 6:26/M      |
| 266          | (> 7)        | 2984          | Andrew Duran      | 48 Palatine           | fr           | 6:04                      | 6:36          | 6:37         | 19:17.6       | 6:26/M      |
| 267          | (> 7)        | 779           | Alex Irvine       | 29 Lake Zurich High   | so           | 6:12                      | 6:37          | 6:27         | 19:18.1       | 6:26/M      |
| 268          | 232          | 431           | Joe Radloff       | 19 Glenwood High      | fr           | 5:56                      | 6:36          | 6:45         | 19:18.5       | 6:26/M      |
| 269          | 233          | 2439          | Ben Brower        | 67 Springfield High   | fr           | 5:58                      | 6:41          | 6:40         | 19:20.2       | 6:27/M      |
| 270          | 234          | 556           | Tony Ma           | 24 Hinsdale South     | so           | 5:50                      | 6:44          | 6:47         | 19:22.8       | 6:27/M      |

Race Date  
September 17, 2016

# Richard Spring XC Invitational

## Final Team Results

### Boys

#### Varsity Boys

| <u>Bib No</u>                            | <u>Name</u> | <u>Grade</u>      | <u>Overall Place</u>       | <u>Cumulative Place</u> | <u>Time</u> | <u>Cumulative Time</u> | <u>Time Back</u> |        |
|--|-------------|-------------------|----------------------------|-------------------------|-------------|------------------------|------------------|--------|
| <b>Team - 40 Neuqua Valley</b>           |             |                   | <b>Finish Position - 1</b> |                         |             |                        |                  |        |
| Team Score (places):65                   |             |                   | Average Time: 15:08.3      |                         |             |                        |                  |        |
| 1  | 1282        | Josh Mollway      | sr                         | 6                       | 6           | 14:59.9                | 14:59.9          | 0:00.0 |
| 2  | 1255        | Jackson Jett      | sr                         | 7                       | 13          | 15:02.4                | 30:02.4          | 0:02.5 |
| 3  | 1275        | Jake McEneaney    | sr                         | 9                       | 22          | 15:04.6                | 45:07.1          | 0:04.7 |
| 4  | 1265        | Zach Kinne        | so                         | 18                      | 40          | 15:12.9                | 1:00:20.0        | 0:12.9 |
| 5  | 1279        | Matt Milostan     | sr                         | 25                      | 65          | 15:21.5                | 1:15:41.5        | 0:21.5 |
| 6  | 1262        | Ryan Kennedy      | jr                         | (36)                    | (101)       | 15:32.0                | 1:31:13.5        | 0:32.0 |
| 7  | 1248        | Jeremy Hayhurst   | sr                         | (45)                    | (146)       | 15:40.3                | 1:46:53.9        | 0:40.4 |
| 8  | 1223        | Tyler Bombacino   | jr                         | More Than 7             |             | 16:05.4                | 2:02:59.3        | 1:05.4 |
| 9  | 1257        | Alex Johnson      | jr                         | More Than 7             |             | 16:13.6                | 2:19:13.0        | 1:13.7 |
| <b>Team - 34 Mahomet-Seymour</b>         |             |                   | <b>Finish Position - 2</b> |                         |             |                        |                  |        |
| Team Score (places):118                  |             |                   | Average Time: 15:19.2      |                         |             |                        |                  |        |
| 1  | 1014        | Andrew Walmer     | sr                         | 12                      | 12          | 15:05.5                | 15:05.5          | 0:00.0 |
| 2  | 1007        | Riley Fortune     | jr                         | 22                      | 34          | 15:17.3                | 30:22.9          | 0:11.7 |
| 3  | 1008        | Ryan Hodge        | jr                         | 26                      | 60          | 15:22.2                | 45:45.1          | 0:16.6 |
| 4  | 1011        | Mathias Powell    | so                         | 28                      | 88          | 15:25.2                | 1:01:10.3        | 0:19.6 |
| 5  | 1001        | Brian Butcher     | sr                         | 30                      | 118         | 15:25.8                | 1:16:36.2        | 0:20.2 |
| 6  | 1010        | Gabe Pommier      | sr                         | (46)                    | (164)       | 15:41.4                | 1:32:17.6        | 0:35.8 |
| 7  | 1003        | Ben Crow          | sr                         | (71)                    | (235)       | 15:59.4                | 1:48:17.1        | 0:53.9 |
| 8  | 1009        | Bryson Keeble     | so                         | More Than 7             |             | 16:23.3                | 2:04:40.5        | 1:17.8 |
| 9  | 1002        | Joe Churm         | jr                         | More Than 7             |             | 16:49.7                | 2:21:30.2        | 1:44.1 |
| 10                                       | 1004        | Kaelan Davis      | so                         | More Than 7             |             | 17:07.2                | 2:38:37.4        | 2:01.6 |
| <b>Team - 29 Lake Zurich High School</b> |             |                   | <b>Finish Position - 3</b> |                         |             |                        |                  |        |
| Team Score (places):206                  |             |                   | Average Time: 15:24.8      |                         |             |                        |                  |        |
| 1  | 774         | Brian Griffith    | sr                         | 1                       | 1           | 14:34.5                | 14:34.5          | 0:00.0 |
| 2  | 775         | Kyle Griffith     | sr                         | 13                      | 14          | 15:07.4                | 29:41.9          | 0:32.8 |
| 3  | 783         | Matt Pereira      | sr                         | 27                      | 41          | 15:22.9                | 45:04.9          | 0:48.4 |
| 4  | 768         | Patrick Burns     | jr                         | 34                      | 75          | 15:31.0                | 1:00:35.9        | 0:56.4 |
| 5  | 781         | Eric Metzger      | jr                         | 131                     | 206         | 16:28.2                | 1:17:04.1        | 1:53.6 |
| 6  | 766         | Jacob Bieniek     | jr                         | (135)                   | (341)       | 16:32.1                | 1:33:36.2        | 1:57.5 |
| 7  | 778         | Drake Heisterkamp | jr                         | (154)                   | (495)       | 16:42.6                | 1:50:18.9        | 2:08.1 |
| 8  | 780         | Brian McNair      | sr                         | More Than 7             |             | 16:52.2                | 2:07:11.2        | 2:17.7 |
| 9  | 773         | Jeff Glatz        | sr                         | More Than 7             |             | 16:55.5                | 2:24:06.7        | 2:21.0 |
| 10                                       | 771         | Kyle Fitzgerald   | sr                         | More Than 7             |             | 17:54.0                | 2:42:00.8        | 3:19.5 |
| <b>Team - 22 Hersey</b>                  |             |                   | <b>Finish Position - 4</b> |                         |             |                        |                  |        |
| Team Score (places):233                  |             |                   | Average Time: 15:39.1      |                         |             |                        |                  |        |



Race Date  
September 17, 2016

# Richard Spring XC Invitational

## Final Team Results

### Boys

#### Varsity Boys

| <u>Bib No</u>                              | <u>Name</u> | <u>Grade</u>      | <u>Overall Place</u>       | <u>Cumulative Place</u> | <u>Time</u> | <u>Cumulative Time</u> | <u>Time Back</u> |        |
|--|-------------|-------------------|----------------------------|-------------------------|-------------|------------------------|------------------|--------|
| <b>Team - 22 Hersey</b>                    |             |                   | <b>Finish Position - 4</b> |                         |             |                        |                  |        |
| Team Score (places):233                    |             |                   | Average Time: 15:39.1      |                         |             |                        |                  |        |
| 1  | 503         | Jacob Krupa       | sr                         | 23                      | 23          | 15:18.2                | 15:18.2          | 0:00.0 |
| 2  | 496         | Ryan Buch         | so                         | 33                      | 56          | 15:27.3                | 30:45.5          | 0:09.1 |
| 3  | 507         | Josh Methner      | fr                         | 35                      | 91          | 15:31.7                | 46:17.2          | 0:13.5 |
| 4  | 504         | Nate Mayo         | jr                         | 68                      | 159         | 15:57.2                | 1:02:14.4        | 0:39.0 |
| 5  | 499         | Jack Fredian      | jr                         | 74                      | 233         | 16:01.4                | 1:18:15.9        | 0:43.2 |
| 6  | 512         | Sam Svienty       | sr                         | (92)                    | (325)       | 16:11.9                | 1:34:27.8        | 0:53.7 |
| 7  | 498         | Quinn Cunningham  | jr                         | (116)                   | (441)       | 16:21.6                | 1:50:49.5        | 1:03.4 |
| 8  | 515         | Eric Wagner       | sr                         | More Than 7             |             | 16:24.0                | 2:07:13.5        | 1:05.8 |
| 9  | 501         | Andrew Hyndman    | sr                         | More Than 7             |             | 16:38.9                | 2:23:52.5        | 1:20.7 |
| <b>Team - 81 Wheaton Warrenville South</b> |             |                   | <b>Finish Position - 5</b> |                         |             |                        |                  |        |
| Team Score (places):255                    |             |                   | Average Time: 15:43.2      |                         |             |                        |                  |        |
| 1  | 2816        | SCOTT MAISON      | so                         | 38                      | 38          | 15:33.7                | 15:33.7          | 0:00.0 |
| 2  | 2823        | KYLE THOMPSON     | sr                         | 39                      | 77          | 15:34.3                | 31:08.0          | 0:00.6 |
| 3  | 2817        | SEAN MAISON       | so                         | 41                      | 118         | 15:36.6                | 46:44.6          | 0:02.8 |
| 4  | 2822        | ALEKSEI SOROKIN   | sr                         | 43                      | 161         | 15:38.9                | 1:02:23.5        | 0:05.1 |
| 5  | 2812        | JOHN KEYS         | jr                         | 94                      | 255         | 16:12.7                | 1:18:36.2        | 0:38.9 |
| 6  | 2814        | JOSEPH KRATZ      | sr                         | (100)                   | (355)       | 16:15.3                | 1:34:51.6        | 0:41.6 |
| 7  | 2811        | DAVID KEIFER      | sr                         | (107)                   | (462)       | 16:17.9                | 1:51:09.5        | 0:44.1 |
| 8  | 2815        | DYLAN KROPP       | sr                         | More Than 7             |             | 16:41.4                | 2:07:50.9        | 1:07.6 |
| 9  | 2818        | SOLOMON MICHALAK  | jr                         | More Than 7             |             | 16:54.6                | 2:24:45.6        | 1:20.9 |
| 10   | 2808        | MICHAEL HANSON    | sr                         | More Than 7             |             | 17:41.2                | 2:42:26.8        | 2:07.4 |
| <b>Team - 58 Rock Bridge</b>               |             |                   | <b>Finish Position - 6</b> |                         |             |                        |                  |        |
| Team Score (places):286                    |             |                   | Average Time: 15:45.9      |                         |             |                        |                  |        |
| 1  | 1915        | Sam Baumer        | sr                         | 24                      | 24          | 15:19.3                | 15:19.3          | 0:00.0 |
| 2  | 1933        | Nick Wright       | sr                         | 50                      | 74          | 15:43.1                | 31:02.5          | 0:23.7 |
| 3  | 1930        | Adam Sandstedt    | sr                         | 54                      | 128         | 15:45.0                | 46:47.6          | 0:25.6 |
| 4  | 1918        | Eli Gaffney       | sr                         | 55                      | 183         | 15:45.2                | 1:02:32.8        | 0:25.8 |
| 5  | 1929        | Kylan Rottinghaus | jr                         | 103                     | 286         | 16:17.0                | 1:18:49.9        | 0:57.7 |
| 6  | 1917        | Dean Frossard     | jr                         | (119)                   | (405)       | 16:22.9                | 1:35:12.8        | 1:03.5 |
| 7  | 1921        | Justin Hendricks  | sr                         | (120)                   | (525)       | 16:22.9                | 1:51:35.8        | 1:03.5 |
| 8  | 1920        | Andrew Glass      | sr                         | More Than 7             |             | 16:26.0                | 2:08:01.8        | 1:06.6 |
| 9  | 1916        | Parker Brummett   | jr                         | More Than 7             |             | 16:49.6                | 2:24:51.5        | 1:30.3 |
| 10   | 1928        | Jacob Ripley      | jr                         | More Than 7             |             | 17:24.1                | 2:42:15.6        | 2:04.7 |
| <b>Team - 64 Sandburg</b>                  |             |                   | <b>Finish Position - 7</b> |                         |             |                        |                  |        |
| Team Score (places):311                    |             |                   | Average Time: 15:41.4      |                         |             |                        |                  |        |

Race Date  
September 17, 2016

# Richard Spring XC Invitational

## Final Team Results

### Boys

#### Varsity Boys

| <u>Bib No</u>                       | <u>Name</u> | <u>Grade</u>       | <u>Overall Place</u>       | <u>Cumulative Place</u> | <u>Time</u> | <u>Cumulative Time</u> | <u>Time Back</u> |        |
|-------------------------------------|-------------|--------------------|----------------------------|-------------------------|-------------|------------------------|------------------|--------|
| <b>Team - 64 Sandburg</b>           |             |                    | <b>Finish Position - 7</b> |                         |             |                        |                  |        |
| Team Score (places):311             |             |                    | Average Time: 15:41.4      |                         |             |                        |                  |        |
| 1                                   | 2355        | Dylan Jacobs       | jr                         | 2                       | 2           | 14:36.3                | 14:36.3          | 0:00.0 |
| 2                                   | 2374        | Martin Skucas      | sr                         | 20                      | 22          | 15:14.8                | 29:51.1          | 0:38.4 |
| 3                                   | 2377        | Alex Szymanski     | sr                         | 65                      | 87          | 15:55.9                | 45:47.0          | 1:19.6 |
| 4                                   | 2373        | Robbie Sieczkowski | jr                         | 96                      | 183         | 16:13.1                | 1:02:00.1        | 1:36.8 |
| 5                                   | 2335        | David Alvarez      | sr                         | 128                     | 311         | 16:26.9                | 1:18:27.0        | 1:50.5 |
| 6                                   | 2350        | Xander Furmanek    | jr                         | (129)                   | (440)       | 16:27.0                | 1:34:54.1        | 1:50.7 |
| 7                                   | 2359        | Tom Marchese       | sr                         | (136)                   | (576)       | 16:32.2                | 1:51:26.4        | 1:55.9 |
| 8                                   | 2340        | Ben Cachares       | sr                         | More Than 7             |             | 16:43.9                | 2:08:10.3        | 2:07.5 |
| 9                                   | 2353        | Nick Gonsch        | jr                         | More Than 7             |             | 16:58.2                | 2:25:08.5        | 2:21.9 |
| 10                                  | 2367        | Danny Papan        | sr                         | More Than 7             |             | 17:14.3                | 2:42:22.8        | 2:37.9 |
| <b>Team - 16 Geneva High School</b> |             |                    | <b>Finish Position - 8</b> |                         |             |                        |                  |        |
| Team Score (places):336             |             |                    | Average Time: 15:49.4      |                         |             |                        |                  |        |
| 1                                   | 313         | Tyler Dau          | sr                         | 16                      | 16          | 15:08.4                | 15:08.4          | 0:00.0 |
| 2                                   | 323         | Joshua Rodgers     | so                         | 31                      | 47          | 15:26.0                | 30:34.4          | 0:17.5 |
| 3                                   | 319         | Ryan Kredell       | so                         | 58                      | 105         | 15:48.9                | 46:23.4          | 0:40.4 |
| 4                                   | 320         | Brian Kuehl        | sr                         | 104                     | 209         | 16:17.1                | 1:02:40.5        | 1:08.7 |
| 5                                   | 321         | Cole Montgomery    | jr                         | 127                     | 336         | 16:26.4                | 1:19:07.0        | 1:17.9 |
| 6                                   | 312         | Scott Creger       | sr                         | (179)                   | (515)       | 16:51.4                | 1:35:58.4        | 1:43.0 |
| 7                                   | 308         | Aidan Carr Clennon | jr                         | (203)                   | (718)       | 16:58.2                | 1:52:56.6        | 1:49.7 |
| 8                                   | 311         | David Creger       | sr                         | More Than 7             |             | 17:10.4                | 2:10:07.0        | 2:01.9 |
| 9                                   | 310         | Alexander Cordogan | jr                         | More Than 7             |             | 17:13.4                | 2:27:20.5        | 2:05.0 |
| 10                                  | 314         | Michael Davis      | sr                         | More Than 7             |             | 18:28.9                | 2:45:49.5        | 3:20.5 |
| <b>Team - 48 Palatine</b>           |             |                    | <b>Finish Position - 9</b> |                         |             |                        |                  |        |
| Team Score (places):344             |             |                    | Average Time: 15:51.4      |                         |             |                        |                  |        |
| 1                                   | 2965        | Brian Leonard      | sr                         | 3                       | 3           | 14:55.4                | 14:55.4          | 0:00.0 |
| 2                                   | 2966        | Ben Kontney        | sr                         | 47                      | 50          | 15:42.0                | 30:37.5          | 0:46.6 |
| 3                                   | 2968        | Nate Izewski       | sr                         | 73                      | 123         | 16:00.9                | 46:38.4          | 1:05.4 |
| 4                                   | 2974        | Richard Jacobo     | fr                         | 98                      | 221         | 16:14.3                | 1:02:52.8        | 1:18.8 |
| 5                                   | 2971        | Art Oshinson       | jr                         | 123                     | 344         | 16:24.4                | 1:19:17.2        | 1:29.0 |
| 6                                   | 2969        | Evan Eckels        | jr                         | (133)                   | (477)       | 16:29.5                | 1:35:46.8        | 1:34.1 |
| 7                                   | 2967        | Curt Kontney       | sr                         | (156)                   | (633)       | 16:42.9                | 1:52:29.8        | 1:47.5 |
| 8                                   | 2972        | Joe Ahlgrim        | so                         | More Than 7             |             | 16:50.7                | 2:09:20.5        | 1:55.2 |
| 9                                   | 2970        | Aiden Kiefer       | jr                         | More Than 7             |             | 16:56.4                | 2:26:16.9        | 2:00.9 |
| 10                                  | 2973        | Matt Ahlgrim       | sr                         | More Than 7             |             | 17:02.6                | 2:43:19.5        | 2:07.1 |

Race Date  
September 17, 2016

# Richard Spring XC Invitational

## Final Team Results

### Boys

#### Varsity Boys

| <u>Bib No</u>           | <u>Name</u> | <u>Grade</u>     | <u>Overall Place</u>        | <u>Cumulative Place</u> | <u>Time</u> | <u>Cumulative Time</u> | <u>Time Back</u> |        |
|-------------------------|-------------|------------------|-----------------------------|-------------------------|-------------|------------------------|------------------|--------|
| <b>Team - 47 Oswego</b> |             |                  | <b>Finish Position - 10</b> |                         |             |                        |                  |        |
| Team Score (places):366 |             |                  | Average Time: 15:56.2       |                         |             |                        |                  |        |
| 1                       | 1615        | Bennett Peterson | sr                          | 11                      | 11          | 15:05.2                | 15:05.2          | 0:00.0 |
| 2                       | 1595        | Mitch Bradford   | jr                          | 83                      | 94          | 16:06.2                | 31:11.5          | 1:01.0 |
| 3                       | 1602        | David Gaytan     | sr                          | 84                      | 178         | 16:06.3                | 47:17.8          | 1:01.1 |
| 4                       | 1599        | Joe Fioresi      | jr                          | 87                      | 265         | 16:07.3                | 1:03:25.1        | 1:02.0 |
| 5                       | 1613        | Brandon Nelson   | jr                          | 101                     | 366         | 16:15.9                | 1:19:41.0        | 1:10.6 |
| 6                       | 1616        | Brendan Pope     | jr                          | (106)                   | (472)       | 16:17.5                | 1:35:58.6        | 1:12.3 |
| 7                       | 1618        | Corey Saelens    | jr                          | (117)                   | (589)       | 16:21.7                | 1:52:20.4        | 1:16.5 |
| 8                       | 1606        | Erik Kivela      | sr                          | More Than 7             |             | 16:25.2                | 2:08:45.7        | 1:20.0 |
| 9                       | 1611        | Keegan Murphy    | jr                          | More Than 7             |             | 16:41.6                | 2:25:27.3        | 1:36.4 |
| 10                      | 1594        | Collin Boone     | sr                          | More Than 7             |             | 16:49.1                | 2:42:16.5        | 1:43.9 |

#### Team - 69 St. Charles East

**Finish Position - 11**

Team Score (places):389

Average Time: 15:59.6

|   |      |               |    |       |       |         |           |        |
|---|------|---------------|----|-------|-------|---------|-----------|--------|
| 1 | 2485 | Jake Beno     | sr | 37    | 37    | 15:33.2 | 15:33.2   | 0:00.0 |
| 2 | 2484 | Cole Adesso   | jr | 42    | 79    | 15:37.3 | 31:10.5   | 0:04.1 |
| 3 | 2495 | Anthony Zilla | sr | 85    | 164   | 16:06.5 | 47:17.1   | 0:33.3 |
| 4 | 2491 | Tommy Olenek  | sr | 111   | 275   | 16:20.0 | 1:03:37.1 | 0:46.7 |
| 5 | 2492 | Rohan Patel   | jr | 114   | 389   | 16:20.9 | 1:19:58.0 | 0:47.7 |
| 6 | 2493 | JB Sandlund   | sr | (132) | (521) | 16:29.2 | 1:36:27.2 | 0:55.9 |
| 7 | 2494 | Dan Werner    | sr | (140) | (661) | 16:35.3 | 1:53:02.6 | 1:02.1 |

#### Team - 45 Oak Park and River Forest

**Finish Position - 12**

Team Score (places):399

Average Time: 15:57.7

|    |      |                 |    |             |       |         |           |        |
|----|------|-----------------|----|-------------|-------|---------|-----------|--------|
| 1  | 1464 | Irwin Loud      | sr | 5           | 5     | 14:59.4 | 14:59.4   | 0:00.0 |
| 2  | 1473 | Matthew Vietzen | jr | 51          | 56    | 15:43.9 | 30:43.4   | 0:44.4 |
| 3  | 1467 | Matt Politis    | sr | 81          | 137   | 16:05.8 | 46:49.2   | 1:06.3 |
| 4  | 1461 | Robbie George   | jr | 121         | 258   | 16:24.1 | 1:03:13.3 | 1:24.6 |
| 5  | 1463 | Peter Halloran  | jr | 141         | 399   | 16:35.3 | 1:19:48.7 | 1:35.9 |
| 6  | 1466 | Eric Mulshine   | sr | (153)       | (552) | 16:42.2 | 1:36:31.0 | 1:42.8 |
| 7  | 1454 | Chance Bayles   | sr | (206)       | (758) | 16:58.7 | 1:53:29.7 | 1:59.3 |
| 8  | 1468 | Owen Savoy      | jr | More Than 7 |       | 17:07.0 | 2:10:36.8 | 2:07.6 |
| 9  | 1459 | Charlie Cole    | sr | More Than 7 |       | 17:56.3 | 2:28:33.2 | 2:56.9 |
| 10 | 1456 | Lucas Carrillo  | jr | More Than 7 |       | 17:57.3 | 2:46:30.6 | 2:57.9 |

#### Team - 33 Loyola Academy

**Finish Position - 13**

Team Score (places):401

Average Time: 15:58.8

|   |     |                     |    |    |    |         |         |        |
|---|-----|---------------------|----|----|----|---------|---------|--------|
| 1 | 968 | Paolo Tiongson      | sr | 19 | 19 | 15:14.6 | 15:14.6 | 0:00.0 |
| 2 | 963 | Andrew Niewiarowski | sr | 52 | 71 | 15:44.6 | 30:59.2 | 0:29.9 |

Race Date  
September 17, 2016

# Richard Spring XC Invitational

## Final Team Results

### Boys

#### Varsity Boys

| <u>Bib No</u>                                  | <u>Name</u> | <u>Grade</u>            | <u>Overall Place</u>        | <u>Cumulative Place</u> | <u>Time</u> | <u>Cumulative Time</u> | <u>Time Back</u> |        |
|--|-------------|-------------------------|-----------------------------|-------------------------|-------------|------------------------|------------------|--------|
| <b>Team - 33 Loyola Academy</b>                |             |                         | <b>Finish Position - 13</b> |                         |             |                        |                  |        |
| Team Score (places):401                        |             |                         | Average Time: 15:58.8       |                         |             |                        |                  |        |
| 3  | 959         | Connor Hoag             | jr                          | 61                      | 132         | 15:51.4                | 46:50.7          | 0:36.7 |
| 4  | 960         | Matt Kadus              | sr                          | 110                     | 242         | 16:19.5                | 1:03:10.2        | 1:04.8 |
| 5  | 967         | Aidan Sullivan          | jr                          | 159                     | 401         | 16:44.0                | 1:19:54.3        | 1:29.4 |
| 6  | 952         | Case Brennan            | sr                          | (209)                   | (610)       | 16:59.5                | 1:36:53.9        | 1:44.9 |
| 7  | 966         | William Shortal         | sr                          | (229)                   | (839)       | 17:11.8                | 1:54:05.7        | 1:57.2 |
| 8  | 954         | Marc Daly               | jr                          | More Than 7             |             | 17:26.1                | 2:11:31.9        | 2:11.5 |
| 9  | 961         | Robbie Kelly            | sr                          | More Than 7             |             | 17:31.2                | 2:29:03.2        | 2:16.5 |
| 10   | 950         | Owen Baker              | jr                          | More Than 7             |             | 18:01.2                | 2:47:04.4        | 2:46.5 |
| <b>Team - 82 York Community High School</b>    |             |                         | <b>Finish Position - 14</b> |                         |             |                        |                  |        |
| Team Score (places):418                        |             |                         | Average Time: 15:55.5       |                         |             |                        |                  |        |
| 1  | 2874        | Charlie Kern            | jr                          | 8                       | 8           | 15:04.4                | 15:04.4          | 0:00.0 |
| 2  | 2877        | Sean MacGregor          | jr                          | 15                      | 23          | 15:08.2                | 30:12.7          | 0:03.8 |
| 3  | 2867        | Jackson Bode            | jr                          | 64                      | 87          | 15:52.1                | 46:04.8          | 0:47.7 |
| 4  | 2882        | Creighton Wolff         | sr                          | 162                     | 249         | 16:44.9                | 1:02:49.8        | 1:40.5 |
| 5  | 2869        | Dominic Castanoli       | sr                          | 169                     | 418         | 16:47.9                | 1:19:37.8        | 1:43.5 |
| 6  | 2871        | Jack Gornick            | sr                          | (180)                   | (598)       | 16:51.9                | 1:36:29.7        | 1:47.5 |
| 7  | 2866        | Max Albers              | jr                          | (199)                   | (797)       | 16:57.5                | 1:53:27.2        | 1:53.0 |
| 8  | 2873        | Harrison Kennedy        | sr                          | More Than 7             |             | 17:07.2                | 2:10:34.5        | 2:02.8 |
| <b>Team - 4 Barrington High School</b>         |             |                         | <b>Finish Position - 15</b> |                         |             |                        |                  |        |
| Team Score (places):445                        |             |                         | Average Time: 16:05.4       |                         |             |                        |                  |        |
| 1  | 85          | Nick Laning             | jr                          | 29                      | 29          | 15:25.4                | 15:25.4          | 0:00.0 |
| 2  | 83          | Hamzah Firozi           | jr                          | 44                      | 73          | 15:39.2                | 31:04.7          | 0:13.7 |
| 3  | 94          | Greg Van Hollen         | so                          | 91                      | 164         | 16:11.2                | 47:15.9          | 0:45.7 |
| 4  | 81          | Jack Deweerdt           | so                          | 139                     | 303         | 16:35.2                | 1:03:51.1        | 1:09.7 |
| 5  | 92          | Robert Tilly            | sr                          | 142                     | 445         | 16:35.9                | 1:20:27.0        | 1:10.4 |
| 6  | 93          | Stuart Todd-Middleditch | sr                          | (145)                   | (590)       | 16:38.1                | 1:37:05.1        | 1:12.6 |
| 7  | 88          | James Lyon              | so                          | (181)                   | (771)       | 16:52.2                | 1:53:57.4        | 1:26.7 |
| 8  | 91          | Bart Susol              | sr                          | More Than 7             |             | 17:22.5                | 2:11:19.9        | 1:57.0 |
| <b>Team - 46 O'Fallon Township High School</b> |             |                         | <b>Finish Position - 16</b> |                         |             |                        |                  |        |
| Team Score (places):452                        |             |                         | Average Time: 16:08.5       |                         |             |                        |                  |        |
| 1  | 1476        | Joey Black              | sr                          | 63                      | 63          | 15:52.0                | 15:52.0          | 0:00.0 |
| 2  | 1519        | Will VanAlstine         | so                          | 76                      | 139         | 16:01.7                | 31:53.7          | 0:09.7 |
| 3  | 1483        | Christopher Conrad      | sr                          | 82                      | 221         | 16:05.8                | 47:59.5          | 0:13.8 |
| 4  | 1495        | Matthew Gilster         | jr                          | 105                     | 326         | 16:17.4                | 1:04:17.0        | 0:25.4 |
| 5  | 1481        | Lucas Capistrant        | jr                          | 126                     | 452         | 16:25.8                | 1:20:42.9        | 0:33.8 |

Race Date  
September 17, 2016

# Richard Spring XC Invitational

## Overall Finish List

### Boys

#### Varsity Boys

| Place | Score | Bib No | Name             | Team                 | Grade | ----- Splits ----- |        |       | Finish Time | Pace   |
|-------|-------|--------|------------------|----------------------|-------|--------------------|--------|-------|-------------|--------|
|       |       |        |                  |                      |       | Mile 1             | Mile 2 | FINIS |             |        |
| 1     | 1     | 774    | Brian Griffith   | 29 Lake Zurich High  | sr    | 4:45               | 5:00   | 4:48  | 14:34.5     | 4:51/M |
| 2     | 2     | 2355   | Dylan Jacobs     | 64 Sandburg          | jr    | 4:45               | 5:00   | 4:50  | 14:36.3     | 4:52/M |
| 3     | 3     | 2965   | Brian Leonard    | 48 Palatine          | sr    | 4:45               | 5:04   | 5:05  | 14:55.4     | 4:58/M |
| 4     | 4     | 1399   | Jack Franklin    | 42 Normal University | sr    | 4:54               | 5:05   | 4:57  | 14:57.5     | 4:59/M |
| 5     | 5     | 1464   | Irwin Loud       | 45 Oak Park and      | sr    | 4:47               | 5:12   | 4:59  | 14:59.4     | 5:00/M |
| 6     | 6     | 1282   | Josh Mollway     | 40 Neuqua Valley     | sr    | 4:55               | 5:09   | 4:55  | 14:59.9     | 5:00/M |
| 7     | 7     | 1255   | Jackson Jett     | 40 Neuqua Valley     | sr    | 4:54               | 5:14   | 4:53  | 15:02.4     | 5:01/M |
| 8     | 8     | 2874   | Charlie Kern     | 82 York Community    | jr    | 4:48               | 5:11   | 5:04  | 15:04.4     | 5:01/M |
| 9     | 9     | 1275   | Jake McEaney     | 40 Neuqua Valley     | sr    | 4:54               | 5:10   | 4:59  | 15:04.6     | 5:01/M |
| 10    | 10    | 902    | Evan Mitchell    | 32 Lincoln-Way West  | jr    | 4:48               | 5:13   | 5:03  | 15:04.9     | 5:01/M |
| 11    | 11    | 1615   | Bennett Peterson | 47 Oswego            | sr    | 4:49               | 5:11   | 5:04  | 15:05.2     | 5:02/M |
| 12    | 12    | 1014   | Andrew Walmer    | 34 Mahomet-Seymour   | sr    | 4:48               | 5:12   | 5:04  | 15:05.5     | 5:02/M |
| 13    | 13    | 775    | Kyle Griffith    | 29 Lake Zurich High  | sr    | 4:47               | 5:13   | 5:07  | 15:07.4     | 5:02/M |
| 14    | 14    | 2706   | Jaime Marcos     | 77 Von Steuben Metro | sr    | 4:51               | 5:10   | 5:06  | 15:07.7     | 5:02/M |
| 15    | 15    | 2877   | Sean MacGregor   | 82 York Community    | jr    | 4:53               | 5:08   | 5:06  | 15:08.2     | 5:03/M |
| 16    | 16    | 313    | Tyler Dau        | 16 Geneva High       | sr    | 4:53               | 5:15   | 4:59  | 15:08.4     | 5:03/M |
| 17    | 17    | 876    | Noah Healy       | 31 Lincoln-Way East  | sr    | 4:49               | 5:13   | 5:06  | 15:08.9     | 5:03/M |
| 18    | (< 5) | 516    | Tanner Chada     | 23 Hinckley-Big Rock | sr    | 4:49               | 5:12   | 5:07  | 15:09.3     | 5:03/M |
| 19    | 18    | 1265   | Zach Kinne       | 40 Neuqua Valley     | so    | 4:54               | 5:12   | 5:05  | 15:12.9     | 5:04/M |
| 20    | 19    | 968    | Paolo Tiongson   | 33 Loyola Academy    | sr    | 4:51               | 5:13   | 5:09  | 15:14.6     | 5:05/M |
| 21    | 20    | 2374   | Martin Skucas    | 64 Sandburg          | sr    | 4:51               | 5:17   | 5:05  | 15:14.8     | 5:05/M |
| 22    | 21    | 1409   | Jared Schuckman  | 42 Normal University | jr    | 4:58               | 5:15   | 5:02  | 15:16.1     | 5:05/M |
| 23    | (< 5) | 2929   | Logan Hall       | 85 Arthur            | jr    | 4:55               | 5:15   | 5:05  | 15:16.5     | 5:05/M |
| 24    | 22    | 1007   | Riley Fortune    | 34 Mahomet-Seymour   | jr    | 4:51               | 5:12   | 5:13  | 15:17.3     | 5:06/M |
| 25    | 23    | 503    | Jacob Krupa      | 22 Hersey            | sr    | 4:57               | 5:13   | 5:07  | 15:18.2     | 5:06/M |
| 26    | 24    | 1915   | Sam Baumer       | 58 Rock Bridge       | sr    | 4:54               | 5:19   | 5:06  | 15:19.3     | 5:06/M |
| 27    | 25    | 1279   | Matt Milostan    | 40 Neuqua Valley     | sr    | 4:54               | 5:14   | 5:12  | 15:21.5     | 5:07/M |
| 28    | 26    | 1008   | Ryan Hodge       | 34 Mahomet-Seymour   | jr    | 4:52               | 5:15   | 5:14  | 15:22.2     | 5:07/M |
| 29    | 27    | 783    | Matt Pereira     | 29 Lake Zurich High  | sr    | 4:47               | 5:18   | 5:17  | 15:22.9     | 5:07/M |
| 30    | (< 5) | 2724   | Marcos Garcia    | 78 Waukegan High     | jr    | 4:50               | 5:15   | 5:19  | 15:24.9     | 5:08/M |
| 31    | 28    | 1011   | Mathias Powell   | 34 Mahomet-Seymour   | so    | 4:57               | 5:16   | 5:11  | 15:25.2     | 5:08/M |
| 32    | 29    | 85     | Nick Laning      | 4 Barrington High    | jr    | 4:54               | 5:19   | 5:11  | 15:25.4     | 5:08/M |
| 33    | 30    | 1001   | Brian Butcher    | 34 Mahomet-Seymour   | sr    | 4:51               | 5:16   | 5:17  | 15:25.8     | 5:08/M |
| 34    | 31    | 323    | Joshua Rodgers   | 16 Geneva High       | so    | 4:55               | 5:19   | 5:10  | 15:26.0     | 5:09/M |
| 35    | 32    | 423    | Chris Durr       | 19 Glenwood High     | sr    | 4:52               | 5:17   | 5:16  | 15:26.8     | 5:09/M |
| 36    | 33    | 496    | Ryan Buch        | 22 Hersey            | so    | 4:57               | 5:21   | 5:08  | 15:27.3     | 5:09/M |
| 37    | 34    | 768    | Patrick Burns    | 29 Lake Zurich High  | jr    | 4:48               | 5:18   | 5:24  | 15:31.0     | 5:10/M |
| 38    | 35    | 507    | Josh Methner     | 22 Hersey            | fr    | 4:59               | 5:19   | 5:12  | 15:31.7     | 5:10/M |
| 39    | 36    | 1262   | Ryan Kennedy     | 40 Neuqua Valley     | jr    | 4:57               | 5:21   | 5:13  | 15:32.0     | 5:11/M |
| 40    | 37    | 2485   | Jake Beno        | 69 St. Charles East  | sr    | 4:59               | 5:16   | 5:17  | 15:33.2     | 5:11/M |
| 41    | 38    | 2816   | SCOTT MAISON     | 81 Wheaton           | so    | 5:00               | 5:21   | 5:11  | 15:33.7     | 5:11/M |
| 42    | 39    | 2823   | KYLE THOMPSON    | 81 Wheaton           | sr    | 5:02               | 5:23   | 5:08  | 15:34.3     | 5:11/M |
| 43    | 40    | 735    | Colin Kirkham    | 28 Lake Park         | jr    | 4:55               | 5:19   | 5:20  | 15:34.8     | 5:11/M |
| 44    | 41    | 2817   | SEAN MAISON      | 81 Wheaton           | so    | 5:00               | 5:21   | 5:14  | 15:36.6     | 5:12/M |
| 45    | 42    | 2484   | Cole Adesso      | 69 St. Charles East  | jr    | 4:59               | 5:19   | 5:17  | 15:37.3     | 5:12/M |

Race Date  
September 17, 2016

# Richard Spring XC Invitational

## Overall Finish List

### Boys

#### Varsity Boys

| Place | Score | Bib No | Name                | Team                  | Grade | ----- Splits ----- |        |       | Finish Time | Pace   |
|-------|-------|--------|---------------------|-----------------------|-------|--------------------|--------|-------|-------------|--------|
|       |       |        |                     |                       |       | Mile 1             | Mile 2 | FINIS |             |        |
| 46    | (< 5) | 2597   | Justin Phillips     | 71 St. Joseph-Ogden   | jr    | 4:55               | 5:21   | 5:21  | 15:38.4     | 5:13/M |
| 47    | 43    | 2822   | ALEKSEI SOROKIN     | 81 Wheaton            | sr    | 5:02               | 5:22   | 5:13  | 15:38.9     | 5:13/M |
| 48    | 44    | 83     | Hamzah Firozi       | 4 Barrington High     | jr    | 4:58               | 5:27   | 5:13  | 15:39.2     | 5:13/M |
| 49    | 45    | 1248   | Jeremy Hayhurst     | 40 Neuqua Valley      | sr    | 4:59               | 5:21   | 5:19  | 15:40.3     | 5:13/M |
| 50    | 46    | 1010   | Gabe Pommier        | 34 Mahomet-Seymour    | sr    | 4:59               | 5:27   | 5:15  | 15:41.4     | 5:14/M |
| 51    | 47    | 2966   | Ben Kontney         | 48 Palatine           | sr    | 4:58               | 5:23   | 5:19  | 15:42.0     | 5:14/M |
| 52    | 48    | 908    | Ryan Taylor         | 32 Lincoln-Way West   | so    | 4:58               | 5:27   | 5:16  | 15:42.3     | 5:14/M |
| 53    | 49    | 1717   | Patrick Bruch       | 51 Peoria Notre Dame  | sr    | 5:04               | 5:21   | 5:16  | 15:43.1     | 5:14/M |
| 54    | 50    | 1933   | Nick Wright         | 58 Rock Bridge        | sr    | 4:53               | 5:19   | 5:30  | 15:43.1     | 5:14/M |
| 55    | 51    | 1473   | Matthew Vietzen     | 45 Oak Park and       | jr    | 5:04               | 5:26   | 5:13  | 15:43.9     | 5:14/M |
| 56    | 52    | 963    | Andrew Niewiarowski | 33 Loyola Academy     | sr    | 5:01               | 5:18   | 5:24  | 15:44.6     | 5:15/M |
| 57    | 53    | 1105   | Alex Helmuth        | 38 Monticello         | jr    | 5:05               | 5:24   | 5:15  | 15:44.8     | 5:15/M |
| 58    | 54    | 1930   | Adam Sandstedt      | 58 Rock Bridge        | sr    | 4:53               | 5:24   | 5:27  | 15:45.0     | 5:15/M |
| 59    | 55    | 1918   | Eli Gaffney         | 58 Rock Bridge        | sr    | 4:53               | 5:22   | 5:29  | 15:45.2     | 5:15/M |
| 60    | 56    | 552    | Chris Joseph        | 24 Hinsdale South     | sr    | 5:01               | 5:19   | 5:28  | 15:48.4     | 5:16/M |
| 61    | 57    | 2424   | Caleb Washington    | 66 Shepard            | sr    | 5:01               | 5:15   | 5:32  | 15:48.8     | 5:16/M |
| 62    | 58    | 319    | Ryan Kredell        | 16 Geneva High        | so    | 5:01               | 5:22   | 5:24  | 15:48.9     | 5:16/M |
| 63    | 59    | 886    | Mike Trost          | 31 Lincoln-Way East   | jr    | 4:54               | 5:28   | 5:27  | 15:50.7     | 5:17/M |
| 64    | 60    | 1120   | Matt Boelke         | 39 Naperville North   | sr    | 5:01               | 5:30   | 5:18  | 15:51.2     | 5:17/M |
| 65    | 61    | 959    | Connor Hoag         | 33 Loyola Academy     | jr    | 5:04               | 5:21   | 5:25  | 15:51.4     | 5:17/M |
| 66    | 62    | 820    | Julian Higueros     | 30 Lane Tech          | so    | 4:59               | 5:24   | 5:27  | 15:51.7     | 5:17/M |
| 67    | 63    | 1476   | Joey Black          | 46 O'Fallon Township  | sr    | 4:48               |        | 11:03 | 15:52.0     | 5:17/M |
| 68    | 64    | 2867   | Jackson Bode        | 82 York Community     | jr    | 4:52               | 5:24   | 5:34  | 15:52.1     | 5:17/M |
| 69    | 65    | 2377   | Alex Szymanski      | 64 Sandburg           | sr    | 4:54               | 5:28   | 5:32  | 15:55.9     | 5:18/M |
| 70    | 66    | 882    | Scott Platek        | 31 Lincoln-Way East   | sr    | 4:49               | 5:30   | 5:36  | 15:55.9     | 5:18/M |
| 71    | 67    | 1082   | Eddie Slack         | 37 Marist High School | so    | 5:05               | 5:27   | 5:23  | 15:56.9     | 5:19/M |
| 72    | 68    | 504    | Nate Mayo           | 22 Hersey             | jr    | 5:06               | 5:33   | 5:16  | 15:57.2     | 5:19/M |
| 73    | 69    | 834    | Jason Rivera        | 30 Lane Tech          | sr    | 5:03               | 5:27   | 5:26  | 15:57.5     | 5:19/M |
| 74    | 70    | 1668   | Kolton Dunkelbarger | 50 Pekin Community    | jr    | 5:04               | 5:35   | 5:18  | 15:58.6     | 5:19/M |
| 75    | 71    | 1003   | Ben Crow            | 34 Mahomet-Seymour    | sr    | 5:00               | 5:31   | 5:28  | 15:59.4     | 5:20/M |
| 76    | 72    | 1083   | Matt Wagner         | 37 Marist High School | sr    | 5:04               | 5:29   | 5:26  | 16:00.1     | 5:20/M |
| 77    | 73    | 2968   | Nate Izewski        | 48 Palatine           | sr    | 5:03               | 5:33   | 5:23  | 16:00.9     | 5:20/M |
| 78    | 74    | 499    | Jack Fredian        | 22 Hersey             | jr    | 4:58               | 5:31   | 5:31  | 16:01.4     | 5:20/M |
| 79    | 75    | 2441   | Jackson Esela       | 67 Springfield High   | sr    | 5:17               | 5:24   | 5:19  | 16:01.5     | 5:20/M |
| 80    | 76    | 1519   | Will VanAlstine     | 46 O'Fallon Township  | so    | 5:03               | 5:34   | 5:23  | 16:01.7     | 5:20/M |
| 81    | (< 5) | 2602   | Wyatt Wolfersburger | 71 St. Joseph-Ogden   | so    | 5:05               | 5:32   | 5:23  | 16:02.0     | 5:21/M |
| 82    | 77    | 733    | Jason Joda          | 28 Lake Park          | sr    | 5:11               | 5:31   | 5:20  | 16:03.2     | 5:21/M |
| 83    | 78    | 1129   | Emerson King        | 39 Naperville North   | sr    | 5:06               | 5:24   | 5:32  | 16:03.3     | 5:21/M |
| 84    | 79    | 425    | Dathan Maton        | 19 Glenwood High      | so    | 5:09               | 5:35   | 5:18  | 16:03.6     | 5:21/M |
| 85    | 80    | 242    | Matt Gold           | 12 Deerfield          | jr    | 5:00               | 5:36   | 5:27  | 16:03.9     | 5:21/M |
| 86    | (> 7) | 1223   | Tyler Bombacino     | 40 Neuqua Valley      | jr    | 4:59               | 5:32   | 5:33  | 16:05.4     | 5:22/M |
| 87    | 81    | 1467   | Matt Politis        | 45 Oak Park and       | sr    | 5:15               | 5:31   | 5:18  | 16:05.8     | 5:22/M |
| 88    | 82    | 1483   | Christopher Conrad  | 46 O'Fallon Township  | sr    | 5:07               | 5:37   | 5:20  | 16:05.8     | 5:22/M |
| 89    | 83    | 1595   | Mitch Bradford      | 47 Oswego             | jr    | 5:05               | 5:34   | 5:26  | 16:06.2     | 5:22/M |
| 90    | 84    | 1602   | David Gaytan        | 47 Oswego             | sr    | 5:02               | 5:37   | 5:26  | 16:06.3     | 5:22/M |

Race Date  
September 17, 2016

# Richard Spring XC Invitational

## Overall Finish List

### Boys

### Varsity Boys

| <u>Place</u> | <u>Score</u> | <u>Bib No</u> | <u>Name</u>        | <u>Team</u>          | <u>Grade</u> | <u>----- Splits -----</u> |               |              | <u>Finish Time</u> | <u>Pace</u> |
|--------------|--------------|---------------|--------------------|----------------------|--------------|---------------------------|---------------|--------------|--------------------|-------------|
|              |              |               |                    |                      |              | <u>Mile 1</u>             | <u>Mile 2</u> | <u>FINIS</u> |                    |             |
| 91           | 85           | 2495          | Anthony Zilla      | 69 St. Charles East  | sr           | 5:04                      | 5:35          | 5:26         | 16:06.5            | 5:22/M      |
| 92           | 86           | 1117          | Aidan Blecke       | 39 Naperville North  | sr           | 5:06                      | 5:34          | 5:26         | 16:06.8            | 5:22/M      |
| 93           | 87           | 1599          | Joe Fioresi        | 47 Oswego            | jr           | 5:04                      | 5:37          | 5:25         | 16:07.3            | 5:22/M      |
| 94           | 88           | 1104          | Garrett Dixon      | 38 Monticello        | so           | 5:14                      | 5:28          | 5:25         | 16:08.8            | 5:23/M      |
| 95           | (< 5)        | 286           | Michael Church     | 15 East Peoria       | sr           | 4:58                      | 5:34          | 5:37         | 16:09.7            | 5:23/M      |
| 96           | 89           | 1770          | Emmanuel Angomas   | 52 Plainfield East   | so           | 4:59                      | 5:36          | 5:34         | 16:10.4            | 5:23/M      |
| 97           | 90           | 254           | Robby Winter       | 12 Deerfield         | sr           | 5:11                      | 5:34          | 5:24         | 16:10.8            | 5:23/M      |
| 98           | 91           | 94            | Greg Van Hollen    | 4 Barrington High    | so           | 5:06                      | 5:35          | 5:29         | 16:11.2            | 5:24/M      |
| 99           | 92           | 512           | Sam Svienty        | 22 Hersey            | sr           | 5:12                      | 5:33          | 5:26         | 16:11.9            | 5:24/M      |
| 100          | 93           | 2634          | Anthony Koncius    | 2 Stagg High School  | sr           | 5:02                      | 5:32          | 5:37         | 16:12.1            | 5:24/M      |
| 101          | 94           | 2812          | JOHN KEYS          | 81 Wheaton           | jr           | 5:00                      | 5:32          | 5:38         | 16:12.7            | 5:24/M      |
| 102          | 95           | 2762          | Danny McComb       | 79 West Chicago      | sr           | 5:07                      | 5:36          | 5:28         | 16:12.9            | 5:24/M      |
| 103          | 96           | 2373          | Robbie Sieczkowski | 64 Sandburg          | jr           | 4:57                      | 5:39          | 5:35         | 16:13.1            | 5:24/M      |
| 104          | (> 7)        | 1257          | Alex Johnson       | 40 Neuqua Valley     | jr           | 5:03                      | 5:35          | 5:34         | 16:13.6            | 5:24/M      |
| 105          | 97           | 1796          | Andrew Nunez       | 53 Plainfield South  | sr           | 5:09                      | 5:30          | 5:33         | 16:13.8            | 5:24/M      |
| 106          | 98           | 2974          | Richard Jacobo     | 48 Palatine          | fr           | 4:58                      | 5:29          | 5:46         | 16:14.3            | 5:25/M      |
| 107          | 99           | 2406          | Kevin Callahan     | 66 Shepard           | sr           | 5:21                      | 5:34          | 5:19         | 16:15.0            | 5:25/M      |
| 108          | 100          | 2814          | JOSEPH KRATZ       | 81 Wheaton           | sr           | 5:03                      | 5:36          | 5:35         | 16:15.3            | 5:25/M      |
| 109          | 101          | 1613          | Brandon Nelson     | 47 Oswego            | jr           | 5:05                      | 5:39          | 5:31         | 16:15.9            | 5:25/M      |
| 110          | 102          | 426           | Drey Maton         | 19 Glenwood High     | so           | 5:11                      | 5:37          | 5:26         | 16:16.0            | 5:25/M      |
| 111          | 103          | 1929          | Kylan Rottinghaus  | 58 Rock Bridge       | jr           | 4:56                      | 5:44          | 5:36         | 16:17.0            | 5:26/M      |
| 112          | 104          | 320           | Brian Kuehl        | 16 Geneva High       | sr           | 5:13                      | 5:37          | 5:26         | 16:17.1            | 5:26/M      |
| 113          | 105          | 1495          | Matthew Gilster    | 46 O'Fallon Township | jr           | 5:04                      | 5:36          | 5:36         | 16:17.4            | 5:26/M      |
| 114          | 106          | 1616          | Brendan Pope       | 47 Oswego            | jr           | 5:05                      | 5:37          | 5:34         | 16:17.5            | 5:26/M      |
| 115          | 107          | 2811          | DAVID KEIFER       | 81 Wheaton           | sr           | 5:05                      | 5:43          | 5:29         | 16:17.9            | 5:26/M      |
| 116          | 108          | 1772          | Eddie Cintron      | 52 Plainfield East   | so           | 5:06                      | 5:37          | 5:34         | 16:17.9            | 5:26/M      |
| 117          | 109          | 663           | Oscar Tejada       | 26 Joliet Central    | jr           | 5:06                      | 5:39          | 5:33         | 16:19.2            | 5:26/M      |
| 118          | 110          | 960           | Matt Kadus         | 33 Loyola Academy    | sr           | 5:06                      | 5:35          | 5:37         | 16:19.5            | 5:26/M      |
| 119          | 111          | 2491          | Tommy Olenek       | 69 St. Charles East  | sr           | 5:10                      | 5:37          | 5:32         | 16:20.0            | 5:27/M      |
| 120          | (< 5)        | 1423          | Tommy McHugh       | 43 North Shore       | sr           | 5:05                      | 5:35          | 5:38         | 16:20.1            | 5:27/M      |
| 121          | 112          | 232           | Dakota Myers       | 11 Dee-Mack High     | sr           | 5:06                      | 5:44          | 5:28         | 16:20.1            | 5:27/M      |
| 122          | 113          | 1403          | Alok Kamatar       | 42 Normal University | jr           | 5:13                      | 5:37          | 5:29         | 16:20.7            | 5:27/M      |
| 123          | 114          | 2492          | Rohan Patel        | 69 St. Charles East  | jr           | 5:04                      | 5:41          | 5:34         | 16:20.9            | 5:27/M      |
| 124          | 115          | 630           | Ben Welte          | 25 Hononegah         | sr           | 5:12                      | 5:38          | 5:30         | 16:21.4            | 5:27/M      |
| 125          | 116          | 498           | Quinn Cunningham   | 22 Hersey            | jr           | 5:07                      | 5:33          | 5:39         | 16:21.6            | 5:27/M      |
| 126          | 117          | 1618          | Corey Saelens      | 47 Oswego            | jr           | 5:10                      | 5:39          | 5:31         | 16:21.7            | 5:27/M      |
| 127          | 118          | 2792          | Jonah Jones        | 80 Wheaton Academy   | sr           | 5:03                      | 5:38          | 5:40         | 16:22.2            | 5:27/M      |
| 128          | 119          | 1917          | Dean Frossard      | 58 Rock Bridge       | jr           | 4:58                      | 5:44          | 5:40         | 16:22.9            | 5:27/M      |
| 129          | 120          | 1921          | Justin Hendricks   | 58 Rock Bridge       | sr           | 5:08                      | 5:41          | 5:32         | 16:22.9            | 5:27/M      |
| 130          | (> 7)        | 1009          | Bryson Keeble      | 34 Mahomet-Seymour   | so           | 5:08                      | 5:31          | 5:42         | 16:23.3            | 5:28/M      |
| 131          | (> 7)        | 515           | Eric Wagner        | 22 Hersey            | sr           | 5:03                      | 5:53          | 5:27         | 16:24.0            | 5:28/M      |
| 132          | 121          | 1461          | Robbie George      | 45 Oak Park and      | jr           | 5:21                      | 5:39          | 5:22         | 16:24.1            | 5:28/M      |
| 133          | 122          | 482           | Brady Johnson      | 21 Harlem            | jr           | 5:13                      | 5:42          | 5:27         | 16:24.1            | 5:28/M      |
| 134          | 123          | 2971          | Art Oshinson       | 48 Palatine          | jr           | 5:09                      | 5:42          | 5:32         | 16:24.4            | 5:28/M      |
| 135          | 124          | 135           | Colin Anderson     | 6 Berwyn/Cicero      | jr           | 5:04                      | 5:46          | 5:33         | 16:24.8            | 5:28/M      |

Race Date  
September 17, 2016

# Richard Spring XC Invitational

## Overall Finish List

### Boys

#### Varsity Boys

| <u>Place</u> | <u>Score</u> | <u>Bib No</u> | <u>Name</u>             | <u>Team</u>          | <u>Grade</u> | <u>----- Splits -----</u> |               |              | <u>Finish Time</u> | <u>Pace</u> |
|--------------|--------------|---------------|-------------------------|----------------------|--------------|---------------------------|---------------|--------------|--------------------|-------------|
|              |              |               |                         |                      |              | <u>Mile 1</u>             | <u>Mile 2</u> | <u>FINIS</u> |                    |             |
| 136          | (> 7)        | 1606          | Erik Kivela             | 47 Oswego            | sr           | 5:04                      | 5:37          | 5:43         | 16:25.2            | 5:28/M      |
| 137          | 125          | 477           | Jake Elmer              | 21 Harlem            | sr           | 5:13                      | 5:42          | 5:28         | 16:25.4            | 5:28/M      |
| 138          | 126          | 1481          | Lucas Capistrant        | 46 O'Fallon Township | jr           | 5:09                      | 5:41          | 5:34         | 16:25.8            | 5:28/M      |
| 139          | (> 7)        | 1920          | Andrew Glass            | 58 Rock Bridge       | sr           | 4:54                      | 5:44          | 5:47         | 16:26.0            | 5:29/M      |
| 140          | 127          | 321           | Cole Montgomery         | 16 Geneva High       | jr           | 5:09                      | 5:34          | 5:42         | 16:26.4            | 5:29/M      |
| 141          | 128          | 2335          | David Alvarez           | 64 Sandburg          | sr           | 5:10                      | 5:37          | 5:38         | 16:26.9            | 5:29/M      |
| 142          | 129          | 2350          | Xander Furmanek         | 64 Sandburg          | jr           | 5:11                      | 5:38          | 5:37         | 16:27.0            | 5:29/M      |
| 143          | 130          | 1795          | Stephen Merriweather    | 53 Plainfield South  | jr           | 5:14                      | 5:43          | 5:30         | 16:27.7            | 5:29/M      |
| 144          | 131          | 781           | Eric Metzger            | 29 Lake Zurich High  | jr           | 5:07                      | 5:41          | 5:39         | 16:28.2            | 5:29/M      |
| 145          | 132          | 2493          | JB Sandlund             | 69 St. Charles East  | sr           | 5:18                      | 5:45          | 5:25         | 16:29.2            | 5:30/M      |
| 146          | 133          | 2969          | Evan Eckels             | 48 Palatine          | jr           | 5:04                      | 5:44          | 5:40         | 16:29.5            | 5:30/M      |
| 147          | 134          | 2639          | Jared Tarantino         | 2 Stagg High School  | jr           | 5:13                      | 5:41          | 5:36         | 16:31.4            | 5:30/M      |
| 148          | 135          | 766           | Jacob Bieniek           | 29 Lake Zurich High  | jr           | 5:08                      | 5:43          | 5:40         | 16:32.1            | 5:31/M      |
| 149          | 136          | 2359          | Tom Marchese            | 64 Sandburg          | sr           | 5:02                      | 5:46          | 5:42         | 16:32.2            | 5:31/M      |
| 150          | 137          | 1413          | Grayson Will            | 42 Normal University | sr           | 5:13                      | 5:40          | 5:38         | 16:32.6            | 5:31/M      |
| 151          | 138          | 1124          | John Eifler             | 39 Naperville North  | jr           | 5:14                      | 5:47          | 5:32         | 16:34.5            | 5:31/M      |
| 152          | 139          | 81            | Jack Deweerdt           | 4 Barrington High    | so           | 5:18                      | 5:47          | 5:29         | 16:35.2            | 5:32/M      |
| 153          | 140          | 2494          | Dan Werner              | 69 St. Charles East  | sr           | 5:18                      | 5:44          | 5:32         | 16:35.3            | 5:32/M      |
| 154          | 141          | 1463          | Peter Halloran          | 45 Oak Park and      | jr           | 5:22                      | 5:44          | 5:29         | 16:35.3            | 5:32/M      |
| 155          | 142          | 92            | Robert Tilly            | 4 Barrington High    | sr           | 5:13                      | 5:44          | 5:37         | 16:35.9            | 5:32/M      |
| 156          | 143          | 745           | Matt Tumbarello         | 28 Lake Park         | so           | 5:10                      | 5:49          | 5:36         | 16:36.5            | 5:32/M      |
| 157          | (< 5)        | 2726          | Julian Lazcon           | 78 Waukegan High     | sr           | 5:09                      | 5:42          | 5:45         | 16:37.3            | 5:32/M      |
| 158          | 144          | 329           | thomas beckler          | 17 Glenbard North    | sr           | 5:17                      | 5:41          | 5:39         | 16:37.6            | 5:32/M      |
| 159          | 145          | 93            | Stuart Todd-Middleditch | 4 Barrington High    | sr           | 5:07                      | 5:44          | 5:46         | 16:38.1            | 5:33/M      |
| 160          | 146          | 1726          | Mitchell Maushard       | 51 Peoria Notre Dame | sr           | 5:07                      | 5:42          | 5:48         | 16:38.4            | 5:33/M      |
| 161          | 147          | 430           | Cooper Peterson         | 19 Glenwood High     | so           | 5:14                      | 5:44          | 5:39         | 16:38.7            | 5:33/M      |
| 162          | (> 7)        | 501           | Andrew Hyndman          | 22 Hersey            | sr           | 5:07                      | 5:46          | 5:45         | 16:38.9            | 5:33/M      |
| 163          | 148          | 1784          | Zahid Salodawala        | 52 Plainfield East   | jr           | 5:11                      | 5:44          | 5:44         | 16:39.4            | 5:33/M      |
| 164          | 149          | 2551          | Brett Lee               | 70 St. Charles North | sr           | 5:14                      | 5:54          | 5:31         | 16:40.4            | 5:33/M      |
| 165          | 150          | 226           | Gary Cates              | 11 Dee-Mack High     | jr           | 5:07                      | 5:47          | 5:46         | 16:40.8            | 5:33/M      |
| 166          | (< 5)        | 469           | Omid Navidzadeh         | 20 Grant             | sr           | 5:21                      | 5:44          | 5:35         | 16:40.9            | 5:33/M      |
| 167          | 151          | 2799          | Jeffrey Ridge           | 80 Wheaton Academy   | jr           | 5:14                      | 5:47          | 5:38         | 16:41.0            | 5:34/M      |
| 168          | (> 7)        | 2815          | DYLAN KROPP             | 81 Wheaton           | sr           | 5:12                      | 5:45          | 5:43         | 16:41.4            | 5:34/M      |
| 169          | (> 7)        | 1611          | Keegan Murphy           | 47 Oswego            | jr           | 5:10                      | 5:44          | 5:46         | 16:41.6            | 5:34/M      |
| 170          | 152          | 99            | Dan Hayes               | 5 Bartlett           | sr           | 5:09                      | 5:50          | 5:42         | 16:41.9            | 5:34/M      |
| 171          | 153          | 1466          | Eric Mulshine           | 45 Oak Park and      | sr           | 5:15                      | 5:45          | 5:41         | 16:42.2            | 5:34/M      |
| 172          | 154          | 778           | Drake Heisterkamp       | 29 Lake Zurich High  | jr           | 5:06                      | 5:42          | 5:53         | 16:42.6            | 5:34/M      |
| 173          | 155          | 487           | Chris Nix               | 21 Harlem            | jr           | 5:22                      | 5:48          | 5:32         | 16:42.7            | 5:34/M      |
| 174          | 156          | 2967          | Curt Kontney            | 48 Palatine          | sr           | 5:08                      | 5:43          | 5:50         | 16:42.9            | 5:34/M      |
| 175          | 157          | 330           | ryan czaja              | 17 Glenbard North    | jr           | 5:17                      | 5:48          | 5:37         | 16:43.2            | 5:34/M      |
| 176          | (> 7)        | 2340          | Ben Cachares            | 64 Sandburg          | sr           | 5:12                      | 5:52          | 5:39         | 16:43.9            | 5:34/M      |
| 177          | 158          | 1780          | Nick Pedersen           | 52 Plainfield East   | jr           | 5:17                      | 5:47          | 5:38         | 16:44.0            | 5:35/M      |
| 178          | 159          | 967           | Aidan Sullivan          | 33 Loyola Academy    | jr           | 5:27                      | 5:47          | 5:28         | 16:44.0            | 5:35/M      |
| 179          | 160          | 2616          | DOMINIC MAGRINI         | 72 ST. THOMAS        | so           | 5:13                      | 5:46          | 5:43         | 16:44.3            | 5:35/M      |
| 180          | 161          | 188           | Adam Schlenker          | 9 Central Catholic   | sr           | 5:20                      | 5:47          | 5:37         | 16:44.5            | 5:35/M      |



Race Date  
September 17, 2016

# Richard Spring XC Invitational

## Overall Finish List

### Boys

### Varsity Boys

| Place | Score | Bib No | Name                | Team                 | Grade | ----- Splits ----- |        |       | Finish Time | Pace   |
|-------|-------|--------|---------------------|----------------------|-------|--------------------|--------|-------|-------------|--------|
|       |       |        |                     |                      |       | Mile 1             | Mile 2 | FINIS |             |        |
| 181   | 162   | 2882   | Creighton Wolff     | 82 York Community    | sr    | 5:07               | 5:58   | 5:39  | 16:44.9     | 5:35/M |
| 182   | 163   | 142    | Rafael Ibarra       | 6 Berwyn/Cicero      | jr    | 5:17               | 5:46   | 5:41  | 16:45.0     | 5:35/M |
| 183   | (< 5) | 2914   | David Crossland     | 84 Glenbard East     |       | 5:15               | 5:49   | 5:40  | 16:45.7     | 5:35/M |
| 184   | (< 5) | 2674   | Harry Osborne       | 75 Thornton Township | sr    | 5:01               | 5:45   | 5:59  | 16:46.3     | 5:35/M |
| 185   | 164   | 1478   | Garrett Blenkush    | 46 O'Fallon Township | jr    | 5:13               | 5:47   | 5:45  | 16:46.4     | 5:35/M |
| 186   | 165   | 730    | Alexander Cains     | 28 Lake Park         | sr    | 5:20               | 5:49   | 5:37  | 16:47.1     | 5:36/M |
| 187   | 166   | 2800   | Jimmy Ridge         | 80 Wheaton Academy   | sr    | 5:20               | 5:44   | 5:42  | 16:47.2     | 5:36/M |
| 188   | 167   | 1528   | Hayden Ybarra       | 46 O'Fallon Township | jr    | 5:13               | 5:50   | 5:43  | 16:47.3     | 5:36/M |
| 189   | 168   | 2693   | Harrison Shapiro    | 76 University Of     | jr    | 5:14               | 5:51   | 5:41  | 16:47.9     | 5:36/M |
| 190   | 169   | 2869   | Dominic Castanoli   | 82 York Community    | sr    | 5:09               | 5:53   | 5:44  | 16:47.9     | 5:36/M |
| 191   | 170   | 873    | Will Evans          | 31 Lincoln-Way East  | jr    | 5:28               | 5:48   | 5:31  | 16:48.0     | 5:36/M |
| 192   | 171   | 1804   | Brenden Wengler     | 53 Plainfield South  | jr    | 5:11               | 5:52   | 5:44  | 16:48.1     | 5:36/M |
| 193   | 172   | 2529   | Ben Cook            | 70 St. Charles North | fr    | 5:25               | 5:53   | 5:29  | 16:48.4     | 5:36/M |
| 194   | 173   | 633    | Tyler Wilson        | 25 Hononegah         | jr    | 5:16               | 5:51   | 5:40  | 16:48.5     | 5:36/M |
| 195   | 174   | 655    | Andre Martinez      | 26 Joliet Central    | sr    | 5:14               | 5:46   | 5:48  | 16:49.1     | 5:36/M |
| 196   | (> 7) | 1594   | Collin Boone        | 47 Oswego            | sr    | 5:13               | 5:51   | 5:44  | 16:49.1     | 5:36/M |
| 197   | 175   | 250    | Brett Schneider     | 12 Deerfield         | sr    | 5:12               | 5:56   | 5:40  | 16:49.2     | 5:36/M |
| 198   | (< 5) | 2654   | Kyle Rader          | 73 Stanford Olympia  | sr    | 5:21               | 5:48   | 5:39  | 16:49.4     | 5:36/M |
| 199   | (> 7) | 1916   | Parker Brummett     | 58 Rock Bridge       | jr    | 5:09               | 5:51   | 5:48  | 16:49.6     | 5:36/M |
| 200   | (> 7) | 1002   | Joe Churm           | 34 Mahomet-Seymour   | jr    | 5:17               | 5:46   | 5:44  | 16:49.7     | 5:36/M |
| 201   | 176   | 1433   | Drew Litkowiak      | 44 Northridge Prep   | sr    | 5:25               | 5:45   | 5:38  | 16:49.9     | 5:36/M |
| 202   | 177   | 1132   | Michael Schnell     | 39 Naperville North  | sr    | 5:15               | 5:50   | 5:43  | 16:50.2     | 5:37/M |
| 203   | (> 7) | 2972   | Joe Ahlgrim         | 48 Palatine          | so    | 5:12               | 5:54   | 5:44  | 16:50.7     | 5:37/M |
| 204   | 178   | 432    | Eli Rudin           | 19 Glenwood High     | jr    | 5:15               | 5:51   | 5:44  | 16:50.8     | 5:37/M |
| 205   | 179   | 312    | Scott Creger        | 16 Geneva High       | sr    | 5:23               | 5:46   | 5:41  | 16:51.4     | 5:37/M |
| 206   | 180   | 2871   | Jack Gornick        | 82 York Community    | sr    | 5:08               | 5:48   | 5:54  | 16:51.9     | 5:37/M |
| 207   | 181   | 88     | James Lyon          | 4 Barrington High    | so    | 5:18               | 5:48   | 5:44  | 16:52.2     | 5:37/M |
| 208   | (> 7) | 780    | Brian McNair        | 29 Lake Zurich High  | sr    | 5:16               | 5:57   | 5:38  | 16:52.2     | 5:37/M |
| 209   | 182   | 2702   | Jonathan Fernandez  | 77 Von Steuben Metro | sr    | 5:12               | 5:48   | 5:51  | 16:52.5     | 5:37/M |
| 210   | 183   | 2670   | Luke Sloan          | 74 Taylorville       | sr    | 5:06               | 5:52   | 5:54  | 16:52.7     | 5:37/M |
| 211   | 184   | 1126   | Tracey Gschwendtner | 39 Naperville North  | sr    | 5:08               | 5:53   | 5:50  | 16:52.9     | 5:37/M |
| 212   | 185   | 661    | Nick Rios           | 26 Joliet Central    | jr    | 5:14               | 5:50   | 5:48  | 16:53.2     | 5:38/M |
| 213   | 186   | 1040   | Derek Pace          | 36 Maine West High   | jr    | 5:23               | 5:55   | 5:34  | 16:53.6     | 5:38/M |
| 214   | 187   | 878    | Anothny Iozzo       | 31 Lincoln-Way East  | jr    | 5:22               | 5:52   | 5:39  | 16:54.1     | 5:38/M |
| 215   | 188   | 1787   | Jimmy Brenghouse    | 53 Plainfield South  | jr    | 5:17               | 5:53   | 5:42  | 16:54.1     | 5:38/M |
| 216   | 189   | 183    | Will Dionesotes     | 9 Central Catholic   | jr    | 5:25               | 5:43   | 5:45  | 16:54.3     | 5:38/M |
| 217   | (> 7) | 2818   | SOLOMON MICHALAK    | 81 Wheaton           | jr    | 5:16               | 5:50   | 5:47  | 16:54.6     | 5:38/M |
| 218   | 190   | 251    | Henry Shore         | 12 Deerfield         | jr    | 5:12               | 5:56   | 5:45  | 16:54.9     | 5:38/M |
| 219   | 191   | 2567   | Luke Sutherland     | 70 St. Charles North | sr    | 5:16               | 5:57   | 5:40  | 16:55.1     | 5:38/M |
| 220   | 192   | 2701   | Bukuru Anaclet      | 77 Von Steuben Metro | sr    | 5:19               | 5:55   | 5:39  | 16:55.3     | 5:38/M |
| 221   | (> 7) | 773    | Jeff Glatz          | 29 Lake Zurich High  | sr    | 5:22               | 5:52   | 5:40  | 16:55.5     | 5:38/M |
| 222   | 193   | 2533   | Lorenzo Dripps      | 70 St. Charles North | so    | 5:25               | 5:53   | 5:37  | 16:55.5     | 5:38/M |
| 223   | 194   | 1404   | Rohan Kamatar       | 42 Normal University | jr    | 5:26               | 5:48   | 5:40  | 16:55.7     | 5:38/M |
| 224   | 195   | 106    | Anthony Nicolini    | 5 Bartlett           | sr    | 5:18               | 5:51   | 5:45  | 16:55.8     | 5:38/M |
| 225   | 196   | 1430   | Peter Conroy        | 44 Northridge Prep   | sr    | 5:13               | 5:45   | 5:57  | 16:56.2     | 5:39/M |

September 17, 2016

Overall Finish List

## Boys

## Open Boys

## Class - A IHSA TEAMS

| Place | Score | Bib No | Name                 | Team                 | Grade | ----- Splits ----- |        |       | Finish Time | Pace   |
|-------|-------|--------|----------------------|----------------------|-------|--------------------|--------|-------|-------------|--------|
|       |       |        |                      |                      |       | Mile 1             | Mile 2 | FINIS |             |        |
| 1     | 1     | 1000   | Evan Burge           | 34 Mahomet-Seymour   | jr    | 5:05               | 5:45   | 5:33  | 16:24.7     | 5:28/M |
| 2     | 2     | 1220   | Scott Anderson       | 40 Neuqua Valley     | sr    | 5:14               | 5:40   | 5:38  | 16:33.4     | 5:31/M |
| 3     | (< 5) | 508    | Sean Paton           | 22 Hersey            | jr    | 5:11               | 5:41   | 5:46  | 16:39.4     | 5:33/M |
| 4     | (< 5) | 513    | Joe Theisen          | 22 Hersey            | jr    | 5:15               | 5:49   | 5:36  | 16:42.2     | 5:34/M |
| 5     | 3     | 1016   | Garret Williams      | 34 Mahomet-Seymour   | jr    | 5:15               | 5:52   | 5:43  | 16:51.4     | 5:37/M |
| 6     | 4     | 1241   | Keanan Ginell        | 40 Neuqua Valley     | jr    | 5:24               | 5:45   | 5:41  | 16:52.0     | 5:37/M |
| 7     | 5     | 1251   | Erik Huenecke        | 40 Neuqua Valley     | sr    | 5:24               | 5:55   | 5:37  | 16:56.5     | 5:39/M |
| 8     | 6     | 1240   | Dakota Getty         | 40 Neuqua Valley     | jr    | 5:16               | 5:58   | 5:44  | 16:59.3     | 5:40/M |
| 9     | 7     | 2556   | Kieren Murphy        | 70 St. Charles North | jr    | 5:20               | 5:51   | 5:54  | 17:06.0     | 5:42/M |
| 10    | 8     | 1614   | Bradley Osuch        | 47 Oswego            | jr    | 5:22               | 5:55   | 5:49  | 17:06.5     | 5:42/M |
| 11    | 9     | 1278   | Evan McVittie        | 40 Neuqua Valley     | jr    | 5:25               | 5:55   | 5:47  | 17:08.5     | 5:43/M |
| 12    | 10    | 1330   | Matt Vivo            | 40 Neuqua Valley     | fr    | 7:30               | 8:52   | 0:48  | 17:11.0     | 5:44/M |
| 13    | 11    | 1303   | Isaiah Robinson      | 40 Neuqua Valley     | sr    | 5:28               | 6:08   | 5:38  | 17:15.4     | 5:45/M |
| 14    | 12    | 2348   | Brendan Duffy        | 64 Sandburg          | jr    | 5:21               | 5:53   | 6:06  | 17:20.8     | 5:47/M |
| 15    | 13    | 832    | Alberto Ramirez      | 30 Lane Tech         | jr    | 5:27               | 6:03   | 5:49  | 17:21.1     | 5:47/M |
| 16    | 14    | 2379   | Ryan Wagner          | 64 Sandburg          | jr    | 5:27               | 6:03   | 5:51  | 17:21.8     | 5:47/M |
| 17    | 15    | 1621   | Noah Vanderhei       | 47 Oswego            | jr    | 5:25               | 6:05   | 5:52  | 17:22.9     | 5:47/M |
| 18    | 16    | 827    | Mustiqir Muhammad    | 30 Lane Tech         | jr    | 5:27               | 5:55   | 6:00  | 17:23.5     | 5:48/M |
| 19    | (> 7) | 1297   | Alan Poe             | 40 Neuqua Valley     | sr    | 5:28               | 6:07   | 5:48  | 17:24.9     | 5:48/M |
| 20    | 17    | 2554   | Jaeden McIntosh      | 70 St. Charles North | jr    | 5:25               | 5:59   | 6:00  | 17:25.8     | 5:48/M |
| 21    | (> 7) | 1234   | Prakhar Dixit        | 40 Neuqua Valley     | fr    | 7:53               | 8:51   | 0:44  | 17:29.1     | 5:50/M |
| 22    | 18    | 1006   | Patrik Elkins        | 34 Mahomet-Seymour   | sr    | 5:36               | 6:02   | 5:50  | 17:29.3     | 5:50/M |
| 23    | 19    | 557    | Andy Mei             | 24 Hinsdale South    | fr    | 7:40               | 9:08   | 0:40  | 17:29.4     | 5:50/M |
| 24    | 20    | 1005   | Nate Douglas         | 34 Mahomet-Seymour   | so    | 5:36               | 6:01   | 5:51  | 17:29.6     | 5:50/M |
| 25    | 21    | 2365   | Patrick Morris       | 64 Sandburg          | jr    | 5:20               | 6:07   | 6:01  | 17:29.7     | 5:50/M |
| 26    | (> 7) | 1307   | DJ Sauer             | 40 Neuqua Valley     | jr    | 5:29               | 6:08   | 5:51  | 17:29.8     | 5:50/M |
| 27    | 22    | 1507   | Ryan Mank            | 46 O'Fallon Township | jr    | 5:22               | 6:05   | 6:04  | 17:32.2     | 5:51/M |
| 28    | 23    | 2366   | Josh Nolan           | 64 Sandburg          | sr    | 5:27               | 6:12   | 6:05  | 17:45.1     | 5:55/M |
| 29    | 24    | 2336   | Miles Appellido      | 64 Sandburg          | so    | 5:28               | 6:16   | 6:02  | 17:47.5     | 5:56/M |
| 30    | 25    | 2361   | Ian McGrath          | 64 Sandburg          | fr    | 5:31               | 6:13   | 6:02  | 17:47.7     | 5:56/M |
| 31    | 26    | 821    | Daniel Julius        | 30 Lane Tech         | jr    | 5:28               | 6:14   | 6:05  | 17:48.7     | 5:56/M |
| 32    | (> 7) | 1273   | Matt Lindell         | 40 Neuqua Valley     | jr    | 5:52               | 6:12   | 5:47  | 17:52.1     | 5:57/M |
| 33    | 27    | 1522   | Johnathon Whitaker   | 46 O'Fallon Township | sr    | 5:24               | 6:16   | 6:12  | 17:53.2     | 5:58/M |
| 34    | 28    | 828    | Michael Noonan       | 30 Lane Tech         | jr    | 5:27               | 6:18   | 6:07  | 17:53.8     | 5:58/M |
| 35    | 29    | 831    | KC Pruitt            | 30 Lane Tech         | jr    | 5:27               | 6:03   | 6:26  | 17:57.2     | 5:59/M |
| 36    | (> 7) | 1277   | Paul McIntyre        | 40 Neuqua Valley     | jr    | 5:52               | 6:15   | 5:57  | 18:05.1     | 6:02/M |
| 37    | (> 7) | 1315   | Daniel Speckels      | 40 Neuqua Valley     | jr    | 5:52               | 6:11   | 6:01  | 18:05.3     | 6:02/M |
| 38    | 30    | 826    | Joaquin Montero      | 30 Lane Tech         | jr    | 5:42               | 6:13   | 6:09  | 18:06.1     | 6:02/M |
| 39    | (< 5) | 740    | Eugene Ranallo       | 28 Lake Park         | jr    | 5:42               | 6:15   | 6:09  | 18:07.4     | 6:02/M |
| 40    | (> 7) | 1286   | Paul Neubauer        | 40 Neuqua Valley     | sr    | 5:35               | 6:19   | 6:13  | 18:08.1     | 6:03/M |
| 41    | (> 7) | 1319   | Blake Stroe          | 40 Neuqua Valley     | so    | 5:51               | 6:12   | 6:03  | 18:08.5     | 6:03/M |
| 42    | (> 7) | 1233   | Kevin Daneliak       | 40 Neuqua Valley     | so    | 5:52               | 6:11   | 6:04  | 18:08.7     | 6:03/M |
| 43    | 31    | 2349   | Jack Fornaris        | 64 Sandburg          | jr    | 5:43               | 6:18   | 6:07  | 18:08.9     | 6:03/M |
| 44    | 32    | 1012   | Kyle Sheehy          | 34 Mahomet-Seymour   | jr    | 5:45               | 6:12   | 6:11  | 18:09.1     | 6:03/M |
| 45    | (< 5) | 1469   | Christian Steinhofer | 45 Oak Park and      | jr    | 5:46               | 6:17   | 6:05  | 18:10.0     | 6:03/M |

Race Date  
September 17, 2016

# Richard Spring XC Invitational

## Overall Finish List

### Boys

#### Open Boys

#### Class - A IHSA TEAMS

| Place | Score | Bib No | Name                | Team                 | Grade | ----- Splits ----- |        |       | Finish Time | Pace   |
|-------|-------|--------|---------------------|----------------------|-------|--------------------|--------|-------|-------------|--------|
|       |       |        |                     |                      |       | Mile 1             | Mile 2 | FINIS |             |        |
| 46    | (> 7) | 1326   | Erik Thompson       | 40 Neuqua Valley     | so    | 5:45               | 6:09   | 6:14  | 18:10.4     | 6:03/M |
| 47    | (> 7) | 2362   | Alex Miller         | 64 Sandburg          | fr    | 5:41               | 6:19   | 6:10  | 18:11.5     | 6:04/M |
| 48    | 33    | 1736   | Gabriel Roy         | 51 Peoria Notre Dame | so    | 8:19               | 9:22   | 0:36  | 18:18.1     | 6:06/M |
| 49    | (> 7) | 2357   | Steven Kronenberger | 64 Sandburg          | so    | 5:51               | 6:13   | 6:13  | 18:18.3     | 6:06/M |
| 50    | (< 5) | 732    | Alex Gora           | 28 Lake Park         | jr    | 5:39               | 6:25   | 6:15  | 18:20.1     | 6:07/M |
| 51    | 34    | 2541   | Connor Jacobs       | 70 St. Charles North | jr    | 5:53               | 6:22   | 6:05  | 18:21.2     | 6:07/M |
| 52    | 35    | 627    | John Ulman          | 25 Hononegah         | sr    | 5:48               | 6:21   | 6:12  | 18:22.3     | 6:07/M |
| 53    | (< 5) | 1457   | Declan Cavanaugh    | 45 Oak Park and      | jr    | 5:46               | 6:17   | 6:20  | 18:24.8     | 6:08/M |
| 54    | (> 7) | 1287   | Austin Nguyen       | 40 Neuqua Valley     | jr    | 5:40               | 6:25   | 6:19  | 18:25.5     | 6:08/M |
| 55    | (> 7) | 2338   | Carson Bruce        | 64 Sandburg          | fr    | 5:51               | 6:26   | 6:08  | 18:26.6     | 6:09/M |
| 56    | 36    | 2565   | Grayson Seymour     | 70 St. Charles North | sr    | 5:45               | 6:21   | 6:21  | 18:27.7     | 6:09/M |
| 57    | (> 7) | 1276   | Calvin McIntyre     | 40 Neuqua Valley     | jr    | 5:52               | 6:23   | 6:12  | 18:28.4     | 6:09/M |
| 58    | (> 7) | 1268   | John Kubicki        | 40 Neuqua Valley     | jr    | 5:52               | 6:21   | 6:17  | 18:31.5     | 6:10/M |
| 59    | 37    | 2576   | Luke Zanis          | 70 St. Charles North | sr    | 5:26               | 6:39   | 6:27  | 18:32.4     | 6:11/M |
| 60    | (> 7) | 2364   | Noor Moazzam        | 64 Sandburg          | jr    | 5:57               | 6:27   | 6:10  | 18:36.1     | 6:12/M |
| 61    | 38    | 1598   | Isaiah Couch        | 47 Oswego            | sr    | 5:46               | 6:26   | 6:24  | 18:36.9     | 6:12/M |
| 62    | (< 5) | 744    | Hugo Troesken       | 28 Lake Park         | jr    | 5:48               | 6:15   | 6:32  | 18:37.3     | 6:12/M |
| 63    | 39    | 2574   | Thomas Wagner       | 70 St. Charles North | jr    | 5:48               | 6:20   | 6:29  | 18:38.3     | 6:13/M |
| 64    | (< 5) | 734    | Robert Kincanon     | 28 Lake Park         | sr    | 5:44               | 6:36   | 6:18  | 18:40.6     | 6:13/M |
| 65    | 40    | 1015   | David Wilcoski      | 34 Mahomet-Seymour   | fr    | 5:56               | 6:24   | 6:21  | 18:42.2     | 6:14/M |
| 66    | 41    | 1620   | Jacob Sefranek      | 47 Oswego            | jr    | 5:50               | 6:28   | 6:25  | 18:45.3     | 6:15/M |
| 67    | (> 7) | 1333   | Chris Wiemer        | 40 Neuqua Valley     | jr    | 5:58               | 6:37   | 6:11  | 18:48.6     | 6:16/M |
| 68    | (> 7) | 1295   | Nick Pemberton      | 40 Neuqua Valley     | sr    | 6:01               | 6:28   | 6:23  | 18:52.2     | 6:17/M |
| 69    | 42    | 824    | Alex McBride        | 30 Lane Tech         | fr    | 5:44               | 6:33   | 6:34  | 18:52.3     | 6:17/M |
| 70    | 43    | 610    | Sam Krane           | 25 Hononegah         | sr    | 5:48               | 6:34   | 6:30  | 18:53.9     | 6:18/M |
| 71    | 44    | 1512   | Jonathon Prouhet    | 46 O'Fallon Township | jr    | 5:51               | 6:40   | 6:28  | 18:59.4     | 6:20/M |
| 72    | 45    | 626    | Nate Steward        | 25 Hononegah         | jr    | 6:13               | 6:35   | 6:11  | 18:59.7     | 6:20/M |
| 73    | 46    | 381    | Jeremy McGrath (11) | 66 Shepard           |       | 5:58               | 6:41   | 6:24  | 19:04.2     | 6:21/M |
| 74    | (> 7) | 1258   | Ramsay Johnson      | 40 Neuqua Valley     | fr    | 6:00               | 6:34   | 6:29  | 19:04.7     | 6:21/M |
| 75    | 47    | 2570   | Colton Tisdall      | 70 St. Charles North | sr    | 5:39               | 6:51   | 6:35  | 19:06.1     | 6:22/M |
| 76    | (> 7) | 842    | Killian Zindel      | 30 Lane Tech         | so    | 5:51               | 6:44   | 6:31  | 19:07.5     | 6:22/M |
| 77    | (> 7) | 1249   | Garrett Hazdra      | 40 Neuqua Valley     | sr    | 5:50               | 6:39   | 6:38  | 19:07.9     | 6:22/M |
| 78    | (> 7) | 2360   | Kyle Mathas         | 64 Sandburg          | so    | 6:00               | 6:38   | 6:31  | 19:11.3     | 6:24/M |
| 79    | (> 7) | 2343   | Andrew Carollo      | 64 Sandburg          | so    | 5:58               | 6:36   | 6:37  | 19:12.6     | 6:24/M |
| 80    | (> 7) | 2518   | Max Baxter          | 70 St. Charles North | fr    | 5:59               | 6:37   | 6:37  | 19:15.2     | 6:25/M |
| 81    | (> 7) | 833    | Joel Reyes          | 30 Lane Tech         | jr    | 5:49               | 6:43   | 6:41  | 19:15.3     | 6:25/M |
| 82    | (> 7) | 2344   | Marcelo Claure      | 64 Sandburg          | so    | 5:58               | 6:37   | 6:39  | 19:16.2     | 6:25/M |
| 83    | (> 7) | 836    | Favio Saabedra      | 30 Lane Tech         | sr    | 5:44               | 6:41   | 6:53  | 19:20.3     | 6:27/M |
| 84    | (> 7) | 1304   | Josh Rodriguez      | 40 Neuqua Valley     | fr    | 6:10               | 6:46   | 6:28  | 19:25.4     | 6:28/M |
| 85    | (> 7) | 2354   | Diego Hernandez     | 64 Sandburg          | fr    | 5:53               | 6:44   | 6:50  | 19:29.1     | 6:30/M |
| 86    | (< 5) | 1471   | George Valaika      | 45 Oak Park and      | jr    | 6:01               | 6:46   | 6:40  | 19:29.3     | 6:30/M |
| 87    | 48    | 1603   | Brandon Guernsey    | 47 Oswego            | jr    | 6:12               | 6:46   | 6:31  | 19:29.6     | 6:30/M |
| 88    | (> 7) | 2368   | Chris Pearson       | 64 Sandburg          | so    | 6:03               | 6:40   | 6:45  | 19:29.8     | 6:30/M |
| 89    | (> 7) | 1252   | Luke Huenecke       | 40 Neuqua Valley     | so    | 6:07               | 6:41   | 6:41  | 19:30.1     | 6:30/M |
| 90    | (> 7) | 1239   | Sam Ellis           | 40 Neuqua Valley     | sr    | 6:04               | 6:58   | 6:28  | 19:31.1     | 6:30/M |

Race Date  
September 17, 2016

# Richard Spring XC Invitational

## Overall Finish List

### Boys

#### Open Boys

#### Class - A IHSA TEAMS

| <u>Place</u> | <u>Score</u> | <u>Bib No</u> | <u>Name</u>       | <u>Team</u>          | <u>Grade</u> | <u>----- Splits -----</u> |               |              | <u>Finish Time</u> | <u>Pace</u> |
|--------------|--------------|---------------|-------------------|----------------------|--------------|---------------------------|---------------|--------------|--------------------|-------------|
|              |              |               |                   |                      |              | <u>Mile 1</u>             | <u>Mile 2</u> | <u>FINIS</u> |                    |             |
| 91           | (> 7)        | 2369          | Sean Pittacora    | 64 Sandburg          | so           | 6:00                      | 6:49          | 6:42         | 19:32.6            | 6:31/M      |
| 92           | 49           | 625           | Cole Skadeland    | 25 Hononegah         | jr           | 6:16                      | 6:46          | 6:33         | 19:35.9            | 6:32/M      |
| 93           | (> 7)        | 1224          | David Botos       | 40 Neuqua Valley     | jr           | 6:09                      | 6:54          | 6:33         | 19:37.3            | 6:32/M      |
| 94           | (< 5)        | 1800          | Victor Villalvazo | 53 Plainfield South  | so           | 5:52                      | 6:54          | 6:51         | 19:38.2            | 6:33/M      |
| 95           | 50           | 1486          | Eoin Devine       | 46 O'Fallon Township | jr           | 6:12                      | 6:43          | 6:43         | 19:38.9            | 6:33/M      |
| 96           | (> 7)        | 1280          | Nick Mitchell     | 40 Neuqua Valley     | sr           | 6:29                      | 6:50          | 6:21         | 19:40.5            | 6:33/M      |
| 97           | (> 7)        | 1285          | Jariaj Narendran  | 40 Neuqua Valley     | sr           | 6:15                      | 6:55          | 6:30         | 19:42.1            | 6:34/M      |
| 98           | 51           | 382           | Perry Wilson (12) | 66 Shepard           |              | 6:10                      | 6:58          | 6:33         | 19:42.6            | 6:34/M      |
| 99           | (> 7)        | 1230          | Josh Covarrubias  | 40 Neuqua Valley     | sr           | 6:29                      | 6:51          | 6:23         | 19:43.6            | 6:34/M      |
| 100          | (> 7)        | 1325          | Matt Thomas       | 40 Neuqua Valley     | jr           | 6:09                      | 6:53          | 6:42         | 19:45.2            | 6:35/M      |
| 101          | 52           | 76            | Mike Straub       | 3 Assumption High    | fr           | 6:19                      | 6:56          | 6:30         | 19:47.1            | 6:36/M      |
| 102          | (> 7)        | 2375          | Jeffrey Spaagaren | 64 Sandburg          | so           | 6:09                      | 6:54          | 6:46         | 19:50.5            | 6:37/M      |
| 103          | 53           | 603           | Henry Doud        | 25 Hononegah         | sr           | 6:16                      | 6:51          | 6:42         | 19:50.9            | 6:37/M      |
| 104          | 54           | 1489          | Turner Faulkner   | 46 O'Fallon Township | jr           | 6:09                      | 6:59          | 6:42         | 19:51.8            | 6:37/M      |
| 105          | 55           | 1499          | Riley Hinton      | 46 O'Fallon Township | so           | 6:00                      | 7:01          | 6:50         | 19:52.5            | 6:37/M      |
| 106          | (> 7)        | 1267          | Rahul Koul        | 40 Neuqua Valley     | fr           | 6:23                      | 6:50          | 6:39         | 19:52.7            | 6:37/M      |
| 107          | (> 7)        | 1321          | Sam Stuart        | 40 Neuqua Valley     | fr           | 6:22                      | 6:51          | 6:39         | 19:53.0            | 6:38/M      |
| 108          | 56           | 380           | Brian Maty (12)   | 66 Shepard           |              | 6:18                      | 6:50          | 6:46         | 19:55.6            | 6:38/M      |
| 109          | 57           | 77            | Ryan Thill        | 3 Assumption High    | fr           | 6:19                      | 6:56          | 6:41         | 19:56.7            | 6:39/M      |
| 110          | (> 7)        | 1266          | Joe Klaips        | 40 Neuqua Valley     | so           | 6:22                      | 6:44          | 6:49         | 19:57.5            | 6:39/M      |
| 111          | (> 7)        | 1264          | Vincent Kim       | 40 Neuqua Valley     | jr           | 6:24                      | 6:55          | 6:37         | 19:57.8            | 6:39/M      |
| 112          | 58           | 1590          | Bryce Batts       | 47 Oswego            | sr           | 6:09                      | 6:48          | 7:00         | 19:59.0            | 6:40/M      |
| 113          | 59           | 65            | John Gorzney      | 3 Assumption High    | sr           | 6:12                      | 7:00          | 6:46         | 19:59.6            | 6:40/M      |
| 114          | 60           | 612           | Anthony LaMonica  | 25 Hononegah         | jr           | 6:16                      | 6:52          | 6:51         | 20:01.3            | 6:40/M      |
| 115          | (> 7)        | 2547          | Devin Kurbyun     | 70 St. Charles North | so           | 6:07                      | 6:58          | 6:56         | 20:02.2            | 6:41/M      |
| 116          | (> 7)        | 1235          | Norman Dong       | 40 Neuqua Valley     | jr           | 6:24                      | 6:55          | 6:43         | 20:03.8            | 6:41/M      |
| 117          | 61           | 1597          | Eric Butolph      | 47 Oswego            | jr           | 6:09                      | 6:59          | 6:55         | 20:05.1            | 6:42/M      |
| 118          | (> 7)        | 2523          | Drew Bolender     | 70 St. Charles North | jr           | 6:07                      | 7:00          | 6:57         | 20:06.1            | 6:42/M      |
| 119          | 62           | 1485          | Noah Decker       | 46 O'Fallon Township | so           | 6:21                      | 7:07          | 6:37         | 20:06.6            | 6:42/M      |
| 120          | (> 7)        | 1596          | Nathan Broome     | 47 Oswego            | sr           | 6:05                      | 7:03          | 7:03         | 20:11.9            | 6:44/M      |
| 121          | 63           | 606           | Andrew Hattoon    | 25 Hononegah         | jr           | 6:31                      | 6:46          | 6:57         | 20:15.4            | 6:45/M      |
| 122          | 64           | 71            | Jeremy McIntosh   | 3 Assumption High    | jr           | 6:23                      | 7:02          | 6:49         | 20:15.8            | 6:45/M      |
| 123          | (> 7)        | 2536          | Erik Gustafson    | 70 St. Charles North | jr           | 6:07                      | 7:15          | 6:53         | 20:15.9            | 6:45/M      |
| 124          | (> 7)        | 2561          | Hunter Roberts    | 70 St. Charles North | jr           | 6:11                      | 7:07          | 6:57         | 20:16.3            | 6:45/M      |
| 125          | (> 7)        | 608           | Patriq Jones      | 25 Hononegah         | sr           | 6:25                      | 7:11          | 6:38         | 20:16.4            | 6:45/M      |
| 126          | 65           | 1013          | Nate Strigotte    | 34 Mahomet-Seymour   | jr           | 6:24                      | 7:07          | 6:45         | 20:17.3            | 6:46/M      |
| 127          | (> 7)        | 2558          | Justin Nielson    | 70 St. Charles North | jr           | 6:20                      | 6:58          | 6:59         | 20:18.9            | 6:46/M      |
| 128          | (> 7)        | 1622          | Sebastian Wong    | 47 Oswego            | so           | 6:33                      | 6:57          | 6:49         | 20:19.6            | 6:46/M      |
| 129          | (> 7)        | 2545          | Drew King         | 70 St. Charles North | fr           | 6:16                      | 7:09          | 6:55         | 20:22.3            | 6:47/M      |
| 130          | 66           | 373           | Joe Wolniak (9)   | 66 Shepard           |              | 6:25                      | 7:07          | 6:51         | 20:23.6            | 6:48/M      |
| 131          | 67           | 374           | Jake Kats (11)    | 66 Shepard           |              | 6:18                      | 6:51          | 7:13         | 20:23.6            | 6:48/M      |
| 132          | (> 7)        | 2358          | Sam Lane          | 64 Sandburg          | so           | 6:10                      | 7:10          | 7:03         | 20:25.2            | 6:48/M      |
| 133          | 68           | 1719          | Luke Elser        | 51 Peoria Notre Dame | jr           | 6:25                      | 7:09          | 6:51         | 20:26.8            | 6:49/M      |
| 134          | (> 7)        | 1505          | Shawn Largent     | 46 O'Fallon Township | so           | 6:28                      | 7:02          | 6:56         | 20:27.6            | 6:49/M      |
| 135          | (> 7)        | 628           | Braden Voyles     | 25 Hononegah         | jr           | 6:25                      | 7:03          | 6:59         | 20:29.0            | 6:50/M      |

Race Date  
September 17, 2016

# Richard Spring XC Invitational

## Overall Finish List

### Boys

#### Open Boys

#### Class - A IHSA TEAMS

| Place | Score | Bib No | Name                 | Team                 | Grade | ----- Splits ----- |        |       | Finish Time | Pace   |
|-------|-------|--------|----------------------|----------------------|-------|--------------------|--------|-------|-------------|--------|
|       |       |        |                      |                      |       | Mile 1             | Mile 2 | FINIS |             |        |
| 136   | (> 7) | 2380   | Evan Walsh           | 64 Sandburg          | fr    | 6:37               | 7:13   | 6:39  | 20:31.0     | 6:50/M |
| 137   | (> 7) | 1474   | Marc Allerheiligen   | 46 O'Fallon Township | so    | 6:51               | 7:01   | 6:38  | 20:31.0     | 6:50/M |
| 138   | (> 7) | 1305   | Soham Saha           | 40 Neuqua Valley     | sr    | 6:15               | 7:01   | 7:14  | 20:31.6     | 6:50/M |
| 139   | (> 7) | 1243   | Chris Guo            | 40 Neuqua Valley     | so    | 6:48               | 7:11   | 6:31  | 20:32.0     | 6:51/M |
| 140   | (> 7) | 613    | Sam LaMonica         | 25 Hononegah         | so    | 6:33               | 7:19   | 6:44  | 20:37.6     | 6:52/M |
| 141   | 69    | 342    | John Rubin (9)       | 66 Shepard           |       | 8:27               | 11:01  | 1:11  | 20:41.1     | 6:54/M |
| 142   | (> 7) | 2342   | Matthew Carlson      | 64 Sandburg          | so    | 6:30               | 7:16   | 6:55  | 20:42.1     | 6:54/M |
| 143   | (> 7) | 616    | Parker Merrill       | 25 Hononegah         | fr    | 6:31               | 7:12   | 6:59  | 20:44.3     | 6:55/M |
| 144   | 70    | 79     | Peter Wernhoff       | 3 Assumption High    | jr    | 6:21               | 7:17   | 7:06  | 20:44.7     | 6:55/M |
| 145   | (> 7) | 2542   | Liam Jones           | 70 St. Charles North | jr    | 6:13               | 7:14   | 7:16  | 20:45.0     | 6:55/M |
| 146   | (> 7) | 2548   | Nathan Kuryla        | 70 St. Charles North | so    | 6:29               | 7:03   | 7:11  | 20:45.4     | 6:55/M |
| 147   | 71    | 369    | Patrick Gannon (11)  | 66 Shepard           |       | 6:29               | 6:58   | 7:19  | 20:46.8     | 6:55/M |
| 148   | (> 7) | 1247   | Cory Harland         | 40 Neuqua Valley     | sr    | 6:42               | 7:10   | 6:54  | 20:48.0     | 6:56/M |
| 149   | (> 7) | 2540   | Giovanni Innocenti   | 70 St. Charles North | jr    | 6:16               | 7:23   | 7:10  | 20:49.8     | 6:56/M |
| 150   | (> 7) | 1600   | Tai Fredrich         | 47 Oswego            | fr    | 6:39               | 7:08   | 7:01  | 20:50.4     | 6:57/M |
| 151   | (> 7) | 1515   | Ethan Reuter         | 46 O'Fallon Township | so    | 6:37               | 7:09   | 7:04  | 20:51.6     | 6:57/M |
| 152   | (> 7) | 2539   | Jacob Hollar         | 70 St. Charles North | fr    | 6:20               | 7:17   | 7:14  | 20:52.0     | 6:57/M |
| 153   | (> 7) | 1263   | Alex Kiefer          | 40 Neuqua Valley     | so    | 6:25               | 7:21   | 7:08  | 20:54.0     | 6:58/M |
| 154   | (> 7) | 366    | Adam Zatar (11)      | 66 Shepard           |       | 6:49               | 7:14   | 6:51  | 20:56.3     | 6:59/M |
| 155   | (> 7) | 622    | Merlin Peacey        | 25 Hononegah         | jr    | 6:35               | 7:25   | 6:55  | 20:56.7     | 6:59/M |
| 156   | (> 7) | 377    | Jason Krause (11)    | 66 Shepard           |       | 6:44               | 7:22   | 6:50  | 20:56.9     | 6:59/M |
| 157   | (> 7) | 368    | Brandon Butler (9)   | 66 Shepard           |       | 6:22               | 7:10   | 7:25  | 20:57.9     | 6:59/M |
| 158   | (> 7) | 1511   | Nick Oulvey          | 46 O'Fallon Township | fr    | 6:30               | 7:19   | 7:07  | 20:58.0     | 6:59/M |
| 159   | (> 7) | 2528   | Cole Christensen     | 70 St. Charles North | so    | 6:34               | 7:21   | 7:02  | 20:58.0     | 6:59/M |
| 160   | (> 7) | 1524   | Gabriel Whitesides   | 46 O'Fallon Township | so    | 6:23               | 7:27   | 7:07  | 20:58.6     | 6:59/M |
| 161   | (> 7) | 2544   | Jake Kalenowski      | 70 St. Charles North | fr    | 6:30               | 7:13   | 7:15  | 20:59.4     | 7:00/M |
| 162   | (> 7) | 1327   | Conrad Tkacz         | 40 Neuqua Valley     | sr    | 6:03               | 7:14   | 7:42  | 21:00.5     | 7:00/M |
| 163   | (> 7) | 365    | Lucas Gleich (11)    | 66 Shepard           |       | 6:45               | 7:17   | 6:58  | 21:02.0     | 7:01/M |
| 164   | (> 7) | 1298   | Nicholas Pope        | 40 Neuqua Valley     | so    | 6:36               | 7:14   | 7:12  | 21:03.3     | 7:01/M |
| 165   | (> 7) | 2549   | Ronnie Laehn         | 70 St. Charles North | sr    | 6:39               | 7:16   | 7:08  | 21:03.5     | 7:01/M |
| 166   | (> 7) | 370    | Xavier Lopez (11)    | 66 Shepard           |       | 6:46               | 7:04   | 7:13  | 21:03.5     | 7:01/M |
| 167   | (> 7) | 1316   | Joseph Spencer       | 40 Neuqua Valley     | fr    | 6:45               | 7:28   | 6:49  | 21:03.8     | 7:01/M |
| 168   | (> 7) | 599    | Brandon Christiansen | 25 Hononegah         | sr    | 6:27               | 7:32   | 7:04  | 21:05.3     | 7:02/M |
| 169   | (> 7) | 1244   | Adam Gutierrez       | 40 Neuqua Valley     | fr    | 6:45               | 7:27   | 6:52  | 21:05.8     | 7:02/M |
| 170   | (> 7) | 2552   | Kevin Lee            | 70 St. Charles North | jr    | 6:31               | 7:32   | 7:02  | 21:06.2     | 7:02/M |
| 171   | (> 7) | 1317   | Nathan Spencer       | 40 Neuqua Valley     | so    | 6:32               | 7:34   | 6:59  | 21:06.8     | 7:02/M |
| 172   | (> 7) | 2378   | Christian Villaneuva | 64 Sandburg          | sr    | 6:08               | 7:40   | 7:20  | 21:09.6     | 7:03/M |
| 173   | (> 7) | 1604   | Julian Heidrich      | 47 Oswego            | fr    | 6:20               | 7:26   | 7:22  | 21:10.3     | 7:03/M |
| 174   | (> 7) | 2371   | Derek Rutkowski      | 64 Sandburg          | fr    | 6:39               | 7:19   | 7:11  | 21:11.1     | 7:04/M |
| 175   | (> 7) | 1296   | Matt Pena            | 40 Neuqua Valley     | fr    | 6:45               | 7:28   | 6:57  | 21:11.4     | 7:04/M |
| 176   | (> 7) | 1484   | Joey Deagan          | 46 O'Fallon Township | so    | 6:50               | 7:12   | 7:17  | 21:19.7     | 7:06/M |
| 177   | (> 7) | 1250   | Patrick Hong         | 40 Neuqua Valley     | jr    | 6:36               | 7:30   | 7:14  | 21:21.5     | 7:07/M |
| 178   | (> 7) | 1231   | Matt Cowen           | 40 Neuqua Valley     | jr    | 6:25               | 7:00   | 7:56  | 21:22.3     | 7:07/M |
| 179   | (> 7) | 2572   | Howard Wagner        | 70 St. Charles North | sr    | 6:39               | 7:31   | 7:11  | 21:22.3     | 7:07/M |
| 180   | (< 5) | 2728   | Oscar Mandujano      | 78 Waukegan High     | sr    | 6:26               | 7:36   | 7:21  | 21:23.7     | 7:08/M |

Race Date  
September 17, 2016

# Richard Spring XC Invitational

## Overall Finish List

### Boys

#### Open Boys

#### Class - A IHSA TEAMS

| Place | Score | Bib No | Name                 | Team                 | Grade | ----- Splits ----- |        |       | Finish Time | Pace   |
|-------|-------|--------|----------------------|----------------------|-------|--------------------|--------|-------|-------------|--------|
|       |       |        |                      |                      |       | Mile 1             | Mile 2 | FINIS |             |        |
| 181   | (> 7) | 2516   | Chris Baraglia       | 70 St. Charles North | so    | 6:36               | 7:37   | 7:10  | 21:24.2     | 7:08/M |
| 182   | (> 7) | 2538   | Josiah Havens        | 70 St. Charles North | jr    | 6:53               | 7:41   | 6:53  | 21:29.0     | 7:10/M |
| 183   | 72    | 68     | Clay Herman          | 3 Assumption High    | jr    | 6:58               | 7:27   | 7:07  | 21:33.1     | 7:11/M |
| 184   | (> 7) | 375    | Matt Randich (11)    | 66 Shepard           |       | 6:50               | 7:27   | 7:17  | 21:35.9     | 7:12/M |
| 185   | (> 7) | 2356   | Kevin Kenes          | 64 Sandburg          | so    | 6:30               | 7:36   | 7:37  | 21:44.3     | 7:15/M |
| 186   | (> 7) | 1283   | Hadi Moukalled       | 40 Neuqua Valley     | fr    | 6:46               | 7:26   | 7:32  | 21:45.4     | 7:15/M |
| 187   | (> 7) | 2573   | Scott Wagner         | 70 St. Charles North | fr    | 6:53               | 7:42   | 7:10  | 21:45.5     | 7:15/M |
| 188   | (> 7) | 363    | Kevin Rodriguez (9)  | 66 Shepard           |       | 7:02               | 7:34   | 7:10  | 21:48.0     | 7:16/M |
| 189   | (> 7) | 621    | Ryan Nowicki         | 25 Hononegah         | sr    | 6:34               | 7:45   | 7:28  | 21:48.5     | 7:16/M |
| 190   | 73    | 1722   | Kellar Groff         | 51 Peoria Notre Dame | fr    | 7:04               | 7:41   | 7:03  | 21:49.2     | 7:16/M |
| 191   | 74    | 1740   | Bailey Streitmatter  | 51 Peoria Notre Dame | fr    | 6:58               | 7:31   | 7:19  | 21:49.4     | 7:16/M |
| 192   | (> 7) | 1504   | Eric Largent         | 46 O'Fallon Township | so    | 6:56               | 7:35   | 7:17  | 21:49.4     | 7:16/M |
| 193   | (> 7) | 1322   | Vikram Sunderrajan   | 40 Neuqua Valley     | so    | 7:02               | 7:39   | 7:09  | 21:50.7     | 7:17/M |
| 194   | (> 7) | 1306   | Aditya Sathyaprakash | 40 Neuqua Valley     | so    | 7:06               | 7:50   | 6:54  | 21:51.6     | 7:17/M |
| 195   | (> 7) | 376    | Nick Strama (10)     | 66 Shepard           |       | 6:39               | 7:35   | 7:40  | 21:55.2     | 7:18/M |
| 196   | 75    | 69     | Ben Mallon           | 3 Assumption High    | sr    | 6:53               | 7:49   | 7:18  | 22:01.3     | 7:20/M |
| 197   | 76    | 1728   | Brandon McGee        | 51 Peoria Notre Dame | fr    | 7:08               | 7:37   | 7:18  | 22:03.7     | 7:21/M |
| 198   | (> 7) | 2514   | Jacob Aalfs          | 70 St. Charles North | so    | 6:39               | 7:53   | 7:34  | 22:07.0     | 7:22/M |
| 199   | (> 7) | 2521   | Jacob Blue           | 70 St. Charles North | jr    | 6:53               | 7:49   | 7:30  | 22:13.2     | 7:24/M |
| 200   | 77    | 1731   | Max Murphy           | 51 Peoria Notre Dame | jr    | 6:40               | 7:55   | 7:39  | 22:15.4     | 7:25/M |
| 201   | (> 7) | 1245   | Jeremy Hagerman      | 40 Neuqua Valley     | sr    | 6:57               | 7:45   | 7:33  | 22:17.0     | 7:26/M |
| 202   | (> 7) | 1332   | Joe Walwer           | 40 Neuqua Valley     | jr    | 6:52               | 7:57   | 7:28  | 22:18.7     | 7:26/M |
| 203   | (> 7) | 611    | Kyle Lake            | 25 Hononegah         | so    | 6:58               | 7:41   | 7:39  | 22:19.6     | 7:26/M |
| 204   | (> 7) | 354    | Josh Kingzette (9)   | 66 Shepard           |       | 7:14               | 7:34   | 7:33  | 22:22.3     | 7:27/M |
| 205   | (> 7) | 1311   | Kevin Shaffer        | 40 Neuqua Valley     | fr    | 7:11               | 7:51   | 7:24  | 22:26.8     | 7:29/M |
| 206   | (> 7) | 1475   | Brent Anderson       | 46 O'Fallon Township | sr    | 6:37               | 7:51   | 8:03  | 22:32.3     | 7:31/M |
| 207   | (> 7) | 1271   | Joe Letourneau       | 40 Neuqua Valley     | sr    | 6:50               | 7:58   | 7:44  | 22:33.2     | 7:31/M |
| 208   | (< 5) | 912    | Thomas Wakefield     | 32 Lincoln-Way West  | fr    | 7:08               | 7:54   | 7:31  | 22:34.6     | 7:31/M |
| 209   | (> 7) | 367    | Joe Feldner (9)      | 66 Shepard           |       | 6:22               | 7:07   | 9:06  | 22:36.6     | 7:32/M |
| 210   | (> 7) | 1310   | Alex Senanou         | 40 Neuqua Valley     | jr    | 6:47               | 7:53   | 7:56  | 22:37.4     | 7:32/M |
| 211   | (> 7) | 348    | Joe Waynauskas (9)   | 66 Shepard           |       | 7:15               | 7:34   | 7:47  | 22:37.5     | 7:32/M |
| 212   | 78    | 1744   | Bennett Woolsey      | 51 Peoria Notre Dame | fr    | 7:21               | 7:46   | 7:29  | 22:38.3     | 7:33/M |
| 213   | (> 7) | 1246   | Michael Han          | 40 Neuqua Valley     | so    | 6:28               | 8:18   | 7:54  | 22:41.9     | 7:34/M |
| 214   | (> 7) | 629    | Ben Ward             | 25 Hononegah         | fr    | 6:59               | 7:46   | 7:57  | 22:43.1     | 7:34/M |
| 215   | (> 7) | 1253   | Alex Jackson         | 40 Neuqua Valley     | jr    | 7:25               | 8:03   | 7:14  | 22:43.6     | 7:34/M |
| 216   | (> 7) | 1272   | Jed Lim              | 40 Neuqua Valley     | so    | 7:10               | 7:59   | 7:36  | 22:47.3     | 7:36/M |
| 217   | (> 7) | 1721   | Kole Gregory         | 51 Peoria Notre Dame | jr    | 6:51               | 7:56   | 7:59  | 22:47.8     | 7:36/M |
| 218   | (> 7) | 1328   | James Tuene          | 40 Neuqua Valley     | fr    | 7:00               | 8:02   | 7:45  | 22:48.1     | 7:36/M |
| 219   | (> 7) | 1238   | William Dykstra      | 40 Neuqua Valley     | fr    | 7:13               | 7:55   | 7:44  | 22:53.5     | 7:38/M |
| 220   | (> 7) | 1506   | Darwin Mah           | 46 O'Fallon Township | fr    | 7:19               | 7:55   | 7:40  | 22:55.1     | 7:38/M |
| 221   | (> 7) | 353    | Mateusz Gronski (9)  | 66 Shepard           |       | 7:07               | 7:47   | 8:03  | 22:59.1     | 7:40/M |
| 222   | (> 7) | 1254   | Luke Janek           | 40 Neuqua Valley     | fr    | 7:09               | 8:00   | 7:49  | 22:59.2     | 7:40/M |
| 223   | (< 5) | 893    | Ryan Feyen           | 32 Lincoln-Way West  | fr    | 7:13               | 8:08   | 7:36  | 22:59.5     | 7:40/M |
| 224   | (> 7) | 1502   | Sean Kolb            | 46 O'Fallon Township | jr    | 6:57               | 7:42   | 8:21  | 23:01.2     | 7:40/M |
| 225   | (> 7) | 1270   | Jacoub Letourneau    | 40 Neuqua Valley     | fr    | 7:16               | 8:02   | 7:43  | 23:02.5     | 7:41/M |



**SANDBURG**  
CROSS COUNTRY

NEWS AND NOTES

*RUNNERS OF THE WEEK: Alex Miller, Nico Calderon, David Alvarez*

**Andrew/Peoria Central/St. Charles N Invitationals**

Thurs. Sept 29, Sat. Oct 1, 2016

Mid 60s windy, partly sunny (Thurs), low 60s, overcast (St. Charles), mid 60s, partly sunny (Peoria)

**COACH'S COMMENTS:**

I'm not going to get overly detailed here. There is a difference between performances: there are guys who are racing with guts and guys who are not. There are guys who are racing with passion and guys who are not. The great thing about this is that it is 100% in your control. You decide.

At the Andrew F/S meet, the freshmen showed some great character. **The Giblins** ran a strong race mowing people down and **Ian McGrath** continues to show so much promise to complete a 4-5-6 finish for us. **Alex Miller** got me more excited than I've been the entire season when I saw that guy race with total passion. He was hammering out there and clearly riding the line between breaking and staying on the gas, but he refused to break. He was passed by a guy or two in the end and was really upset at himself. That kind of toughness—but in the race and the way he holds himself to high standards—is Championship Character. No excuses. Total refusal to accept anything but the best. Relentless effort. Passion. That's Championship Character. **TJ Cosler** is another guys we are always excited about: he's a leader, he's a worker, he's tough, and he's a competitor. That showed on Thursday as he closed the door for us to secure a close victory. **Evan Walsh** also had a huge breakthrough race and looked the strongest he's looked the entire season. **Miles Apellido** keeps improving and is running with guys who you wouldn't think he'd be able to run with based on last year's performances, but he is finding a way. It was the second year in a row that Downers Grove South beat us out for the combined championship, so we are going to have to outwork them to be on top as varsity runners next year and the following. The F/S has shown some promise, but it is clear we will need to train harder than several teams over the next year to be where we want to be.

On Saturday, we ran fairly uninspired racing, which was disappointing after a week we focused on being bold. Peoria had some solid improvements in **Sam Rodriguez, David Alvarez** and **Nico Calderon**. We had some guys enter the 15's for the first time and that will clearly be even better the next time we're at Detweiller Park. We need to close out the final 800 much better. We gave away some time there. I am wondering about some of our cohesive racing and if we are pushing each other. The varsity group at Peoria was all within a second or two with 800 to go. We should have had a guy hit it and everyone rolls. The Giblins—strong races together and poor races together: let's make sure that we aren't just assuming we need to run with one another. Running together can make you better, but it could also bring you down. Our pack mentality states that we are there to make sure no one gets comfortable, not to make each other comfortable. **Dylan Jacobs** was running a strong race until the final 800. He was :06 ahead of where he was at PND with a half mile to go (12:06 v 12:12).

It's time to get wired in and display Championship Character—find a way, no matter what; passion; confident; certain; and reliable.

**TIDBITS:** >>Warm clothes required for practice >>Wash your hands, get enough sleep. >>We will be deciding a limited post season roster and will invite 12 people to continue running by the end of the day at conference.

**WHAT'S NEXT:** A great week of training.

**Peoria Invitational:**

|                    |   |                |                      |             |
|--------------------|---|----------------|----------------------|-------------|
| 1. Lyons—65        | 2. Prospect—150   | 3. Normal--175 | 4. Neuqua Valley—203 | 5. York—222 |
| 6. Maine South—237 | <b>7. Sandburg—276</b>  |                |                      |             |
| 6. Jacobs          | 2:16—2:26/4:43—2:24/7:07—2:33/4:57/9:40—2:26/12:06—2:35/5:01  | <b>14:41</b>   |                      |             |
| 13. Skucas         | 2:19—2:31/4:50—2:29/7:19—2:39/5:08/9:58—2:34/12:32—2:30/5:04  | <b>15:02</b>   |                      |             |
| 77. Calderon       | 2:25—2:41/5:06—2:31/7:37--?                                   | 13:10—2:42     | <b>15:52</b>         |             |
| 88. Rodriguez      | 2:27—2:39/5:06—2:36/7:42—13:13—2:46                           | <b>15:59</b>   |                      |             |
| 89. Alvarez        | 2:22—2:36/4:58—2:39/7:37—2:48/5:27/10:25—2:46/13:11—2:49/5:35 | <b>16:00</b>   |                      |             |
| 91. Sieczkowski    | 2:24—2:41/5:05—2:33/7:38—2:49/5:22/10:27—2:44/13:11—2:51/5:35 | <b>16:02</b>   |                      |             |
| 126. Marchese      | 2:24—2:43/5:07—2:39/7:46—2:58/5:37/10:44--?5:40               | <b>16:24</b>   |                      |             |

*Guys—we HAVE to kick that final 800 WAY better. Come on! You need to tap out!*

**St. Charles North Invitational**

Sophomore: 1. Naper Centrl--64 2. Batavia—94 3. New Trier—133.... **10. Sandburg—256**

|                   |       |
|-------------------|-------|
| 27. Bukiri        | 17:02 |
| 28. Cunningham    | 17:03 |
| 59. Apellido      | 17:25 |
| 72. W Giblin      | 17:37 |
| 73. B Giblin      | 17:37 |
| 93. McGrath       | 17:48 |
| 96. Walter        | 17:50 |
| 107. Miller       | 18:05 |
| 123. Apter        | 18:17 |
| 136. Bruce        | 18:28 |
| 137. Mathas       | 18:31 |
| 141. Cosler       | 18:33 |
| 147. Carollo      | 18:39 |
| 155. Kronenberger | 18:45 |
| 164. Pearson      | 18:51 |
| 165. Pittacora    | 18:53 |
| 178. Spaargaren   | 19:04 |
| 189. Miranda-Gale | 19:10 |
| 194. Claire       | 19:19 |
| 243. Lane         | 19:53 |
| 256. Hernandez    | 20:06 |
| 266. Rutkowski    | 20:23 |
| 284. Kenes        | 20:38 |
| 320. Campobasso   | 21:31 |
| 322. Murphy       | 21:41 |
| 353. Williams     | 22:48 |
| 359. Bhan         | 22:55 |
| 390. Rohan        | 25:28 |
| 391. Burns        | 25:28 |

Varsity: 1. Marmion—85 2. WWS—86 3. Geneva—94 **17. Sandburg—423**

|              |       |
|--------------|-------|
| 47. Cachares | 16:22 |
| 48. Furmanek | 16:23 |
| 81. Gonsch   | 16:50 |
| 121. Wagner  | 17:26 |
| 130. Papan   | 17:38 |
| 133. Duffy   | 17:43 |



Open: 1. SCE—27 2. WWS—46 3. Geneva—99 .... **12. Sandburg—322**  
33. Nolan 17:29  
53. Fornaris 17:55  
88. Starzec 18:30  
89. Moazzam 18:31  
120. Villanueva 19:03

**Andrew F/S Inv.**

Combined F/S Result: 1. DGS—117 2. **Sandburg--156**

**Freshman:** 1. **Sandburg—53** 2. Lockport—62 3. DGS—75 4. LWE—86 5. Shepard--268

4. B Giblin 12:17  
5. W Giblin 12:17  
6. McGrath 12:34  
15. Miller 12:55  
27. Cosler 13:12  
40. Bruce 13:32  
43. Walsh 13:36  
61. Hernandez 13:59  
97. McKeough 14:55  
102. Rutkowski 15:01  
116. Wilmington 15:13  
117. Slack 15:13  
119. Murphy 15:14  
157. Bhan 16:01  
177. Rohan 16:52  
206. Burns 18:44

**Sophomore:** 1. DGS—42 2. **Sandburg--103** 3. LWC--165

15. Cunningham 17:25  
20. Ethan Miranda-Gale 17:35  
23. Bukiri 17:50  
24. Walter 17:51  
26. Apellido 17:56  
45. Apter 18:26  
46. Pittacora 18:29  
49. Mathas 18:34  
51. Carollo 18:36  
65. Kronenberger 18:49  
84. Pearson 19:13  
88. Claire 19:22  
100. Lane 19:39  
101. Kenes 19:39  
110. Spaagaren 19:49  
122. Carlson 20:12  
131. Campobasso 20:31  
188. Williams 22:53

## JOE MORTIMER FRESH/SOPH XX INVITATIONAL

Overall Finish List**SOPHOMORE BOYS**

| <u>Overall*</u> | <u>Name</u>        | <u>Team</u>          | <u>Bib No</u> | <u>Age</u> | <u>Gender</u> | <u>AG Place</u> | <u>Time</u> | <u>Pace</u> |
|-----------------|--------------------|----------------------|---------------|------------|---------------|-----------------|-------------|-------------|
| 1               | Moe Maro           | Andrew               | 508           | 0          | M             | 1 Male 99       | 16:21.7     | 5:27/M      |
| 2               | Edwin Siuda        | DG South             | 589           | 0          | M             | 2 Male 99       | 16:23.5     | 5:28/M      |
| 3               | Nick Dziedzic      | DG South             | 575           | 0          | M             | 3 Male 99       | 16:34.0     | 5:31/M      |
| 4               | James Weigel       | DG South             | 596           | 0          | M             | 4 Male 99       | 16:42.2     | 5:34/M      |
| 5               | Tommy Gleeson      | Br. Rice             | 539           | 0          | M             | 5 Male 99       | 16:52.3     | 5:37/M      |
| 6               | George Willer      | DG South             | 598           | 0          | M             | 6 Male 99       | 16:56.4     | 5:39/M      |
| 7               | Alex Wondaal       | Illiana Christian    | 656           | 0          | M             | 7 Male 99       | 17:06.3     | 5:42/M      |
| 8               | Andrew Englert     | LW Central           | 710           | 0          | M             | 8 Male 99       | 17:09.6     | 5:43/M      |
| 9               | Jacob Fritz        | Bradley              | 547           | 0          | M             | 9 Male 99       | 17:11.1     | 5:44/M      |
| 10              | Aidan Pajeau       | Lockport             | 802           | 0          | M             | 10 Male 99      | 17:11.4     | 5:44/M      |
| 11              | Mark Pickering     | Bradley              | 553           | 0          | M             | 11 Male 99      | 17:13.0     | 5:44/M      |
| 12              | Jeremy Cueto       | Eisenhower           | 603           | 0          | M             | 12 Male 99      | 17:14.7     | 5:45/M      |
| 13              | Jackson Burriss    | LW Central           | 707           | 0          | M             | 13 Male 99      | 17:21.0     | 5:47/M      |
| 14              | Noah Kuxmann       | Bradley              | 549           | 0          | M             | 14 Male 99      | 17:25.1     | 5:48/M      |
| 15              | John Cunningham    | Sandburg             | 894           | 0          | M             | 15 Male 99      | 17:25.3     | 5:48/M      |
| 16              | Kyle Mulderink     | Illiana Christian    | 650           | 0          | M             | 16 Male 99      | 17:25.9     | 5:48/M      |
| 17              | Andrew Deuschle    | Lemont               | 701           | 0          | M             | 17 Male 99      | 17:26.3     | 5:49/M      |
| 18              | Jeffrey Serafini   | Andrew               | 516           | 0          | M             | 18 Male 99      | 17:27.1     | 5:49/M      |
| 19              | Dalvin Humphrey    | Shepard              | 930           | 0          | M             | 19 Male 99      | 17:32.7     | 5:51/M      |
| 20              | Ethan Miranda-Gale | Sandburg             | 906           | 0          | M             | 20 Male 99      | 17:35.5     | 5:52/M      |
| 21              | Ryan Schuetz       | LW East              | 764           | 0          | M             | 21 Male 99      | 17:35.7     | 5:52/M      |
| 22              | Alex Kistingner    | Lockport             | 800           | 0          | M             | 22 Male 99      | 17:39.9     | 5:53/M      |
| 23              | Peter Bukiri       | Sandburg             | 886           | 0          | M             | 23 Male 99      | 17:50.6     | 5:57/M      |
| 24              | Ben Walter         | Sandburg             | 917           | 0          | M             | 24 Male 99      | 17:51.0     | 5:57/M      |
| 25              | Kyle Auchstetter   | LW West              | 768           | 0          | M             | 25 Male 99      | 17:53.7     | 5:58/M      |
| 26              | Miles Apellido     | Sandburg             | 882           | 0          | M             | 26 Male 99      | 17:56.5     | 5:59/M      |
| 27              | Brendan Conroy     | Stagg                | 963           | 0          | M             | 27 Male 99      | 17:57.0     | 5:59/M      |
| 28              | Tom Arndt          | LW East              | 728           | 0          | M             | 28 Male 99      | 18:04.3     | 6:01/M      |
| 29              | Brock Royle        | DG South             | 586           | 0          | M             | 29 Male 99      | 18:04.5     | 6:01/M      |
| 30              | Cade Vctor         | LW West              | 781           | 0          | M             | 30 Male 99      | 18:05.4     | 6:02/M      |
| 31              | Grayson Gonski     | Bradley              | 548           | 0          | M             | 31 Male 99      | 18:05.6     | 6:02/M      |
| 32              | Jazz Jabulani      | Homewood Flossmoor   | 638           | 0          | M             | 32 Male 99      | 18:08.4     | 6:03/M      |
| 33              | Ben Laurich        | DG South             | 579           | 0          | M             | 33 Male 99      | 18:09.0     | 6:03/M      |
| 34              | Colin Dunn         | DG South             | 574           | 0          | M             | 34 Male 99      | 18:16.7     | 6:05/M      |
| 35              | Ryan Drafke        | LW East              | 737           | 0          | M             | 35 Male 99      | 18:17.7     | 6:06/M      |
| 36              | Gavin Villiger     | Bolingbrook          | 533           | 0          | M             | 36 Male 99      | 18:18.7     | 6:06/M      |
| 37              | Russell Simmons    | Lockport             | 806           | 0          | M             | 37 Male 99      | 18:19.2     | 6:06/M      |
| 38              | Marc Schelli       | Lockport             | 804           | 0          | M             | 38 Male 99      | 18:19.9     | 6:06/M      |
| 39              | Davon Bolden       | Thornridge           | 992           | 0          | M             | 39 Male 99      | 18:20.4     | 6:07/M      |
| 40              | Kyle Kissinger     | LW Central           | 718           | 0          | M             | 40 Male 99      | 18:21.3     | 6:07/M      |
| 41              | Alex Torres        | Bloom                | 524           | 0          | M             | 41 Male 99      | 18:21.5     | 6:07/M      |
| 42              | David Keen         | Riverside-Brookfield | 877           | 0          | M             | 42 Male 99      | 18:22.6     | 6:07/M      |
| 43              | Jacob Heimlich     | LW East              | 746           | 0          | M             | 43 Male 99      | 18:24.6     | 6:08/M      |
| 44              | Jimmy Grill        | Providence Catholic  | 850           | 0          | M             | 44 Male 99      | 18:25.3     | 6:08/M      |
| 45              | Randy Apter        | Sandburg             | 883           | 0          | M             | 45 Male 99      | 18:26.3     | 6:09/M      |
| 46              | Sean Pittacora     | Sandburg             | 909           | 0          | M             | 46 Male 99      | 18:29.8     | 6:10/M      |
| 47              | Eric Cuevas        | Joliet Central       | 660           | 0          | M             | 47 Male 99      | 18:31.7     | 6:10/M      |

\*Overall place among males only

# JOE MORTIMER FRESH/SOPH XX INVITATIONAL

Race Date  
September 29, 2016

## Overall Finish List

### SOPHOMORE BOYS

| <u>Overall*</u> | <u>Name</u>         | <u>Team</u>          | <u>Bib No</u> | <u>Age</u> | <u>Gender</u> | <u>AG Place</u> | <u>Time</u> | <u>Pace</u> |
|-----------------|---------------------|----------------------|---------------|------------|---------------|-----------------|-------------|-------------|
| 48              | Wyatt Shipman       | Homewood Flossmoor   | 644           | 0          | M             | 48 Male 99      | 18:33.6     | 6:11/M      |
| 49              | Kyle Mathas         | Sandburg             | 902           | 0          | M             | 49 Male 99      | 18:34.1     | 6:11/M      |
| 50              | Brandon Herrera     | Shepard              | 929           | 0          | M             | 50 Male 99      | 18:35.5     | 6:12/M      |
| 51              | Andrew Carollo      | Sandburg             | 891           | 0          | M             | 51 Male 99      | 18:36.1     | 6:12/M      |
| 52              | Owen Langer         | Andrew               | 517           | 0          | M             | 52 Male 99      | 18:36.7     | 6:12/M      |
| 53              | Daniel Warren       | LW Central           | 725           | 0          | M             | 53 Male 99      | 18:39.3     | 6:13/M      |
| 54              | Corey Thomas        | Thornridge           | 997           | 0          | M             | 54 Male 99      | 18:43.7     | 6:14/M      |
| 55              | Ali Abuzir          | Stagg                | 960           | 0          | M             | 55 Male 99      | 18:43.9     | 6:14/M      |
| 56              | Luke Fitzgerald     | LW East              | 739           | 0          | M             | 56 Male 99      | 18:44.1     | 6:15/M      |
| 57              | Ethan Trost         | LW West              | 779           | 0          | M             | 57 Male 99      | 18:44.2     | 6:15/M      |
| 58              | Joey Mojica         | Joliet West          | 683           | 0          | M             | 58 Male 99      | 18:44.5     | 6:15/M      |
| 59              | Jesus Olvera        | Joliet West          | 685           | 0          | M             | 59 Male 99      | 18:45.2     | 6:15/M      |
| 60              | Jonathan Garcia     | Joliet Central       | 664           | 0          | M             | 60 Male 99      | 18:45.4     | 6:15/M      |
| 61              | Brayan Ruiz         | Joliet Central       | 676           | 0          | M             | 61 Male 99      | 18:46.5     | 6:15/M      |
| 62              | Dominic Turkstra    | Illiana Christian    | 655           | 0          | M             | 62 Male 99      | 18:47.3     | 6:16/M      |
| 63              | Julian Mines        | Joliet Central       | 670           | 0          | M             | 63 Male 99      | 18:48.2     | 6:16/M      |
| 64              | Kyle Pearce         | LW West              | 776           | 0          | M             | 64 Male 99      | 18:49.0     | 6:16/M      |
| 65              | Steven Kronenberger | Sandburg             | 900           | 0          | M             | 65 Male 99      | 18:49.5     | 6:16/M      |
| 66              | Julian Esparza      | LW Central           | 711           | 0          | M             | 66 Male 99      | 18:50.1     | 6:17/M      |
| 67              | Jack Reddington     | Br. Rice             | 542           | 0          | M             | 67 Male 99      | 18:50.2     | 6:17/M      |
| 68              | Grant Gibson        | Illiana Christian    | 647           | 0          | M             | 68 Male 99      | 18:50.9     | 6:17/M      |
| 69              | Kyle Schickel       | Lemont               | 705           | 0          | M             | 69 Male 99      | 18:51.3     | 6:17/M      |
| 70              | Terenz Bonner       | Rich Central         | 862           | 0          | M             | 70 Male 99      | 18:52.1     | 6:17/M      |
| 71              | Connor Raymond      | Riverside-Brookfield | 880           | 0          | M             | 71 Male 99      | 18:55.0     | 6:18/M      |
| 72              | Mitch Ludewig       | DG South             | 580           | 0          | M             | 72 Male 99      | 18:56.6     | 6:19/M      |
| 73              | Ryan Brogan         | Tinley Park          | 1001          | 0          | M             | 73 Male 99      | 18:59.6     | 6:20/M      |
| 74              | Raj Patel           | Oak Forest           | 821           | 0          | M             | 74 Male 99      | 18:59.8     | 6:20/M      |
| 75              | Ben Howe            | Oak Forest           | 814           | 0          | M             | 75 Male 99      | 19:00.2     | 6:20/M      |
| 76              | Sam Luna            | Bremen               | 562           | 0          | M             | 76 Male 99      | 19:00.5     | 6:20/M      |
| 77              | Miguel Ortega       | Eisenhower           | 614           | 0          | M             | 77 Male 99      | 19:00.9     | 6:20/M      |
| 78              | Kristian Bielski    | Bolingbrook          | 526           | 0          | M             | 78 Male 99      | 19:08.9     | 6:23/M      |
| 79              | Marcel Woods        | Eisenhower           | 620           | 0          | M             | 79 Male 99      | 19:10.2     | 6:23/M      |
| 80              | Matt Pimentel       | TF South             | 989           | 0          | M             | 80 Male 99      | 19:10.5     | 6:23/M      |
| 81              | Julian Bendy        | LW East              | 729           | 0          | M             | 81 Male 99      | 19:11.4     | 6:24/M      |
| 82              | Ethan Fazio         | LW Central           | 712           | 0          | M             | 82 Male 99      | 19:12.5     | 6:24/M      |
| 83              | Matthew Piotrowski  | Homewood Flossmoor   | 640           | 0          | M             | 83 Male 99      | 19:13.0     | 6:24/M      |
| 84              | Chris Pearson       | Sandburg             | 908           | 0          | M             | 84 Male 99      | 19:13.3     | 6:24/M      |
| 85              | Vince Franco        | Plainfield Central   | 840           | 0          | M             | 85 Male 99      | 19:13.5     | 6:24/M      |
| 86              | John McGuire        | Providence Catholic  | 854           | 0          | M             | 86 Male 99      | 19:17.2     | 6:26/M      |
| 87              | Matthew Peloso      | DG South             | 584           | 0          | M             | 87 Male 99      | 19:18.0     | 6:26/M      |
| 88              | Marcelo Claure      | Sandburg             | 892           | 0          | M             | 88 Male 99      | 19:22.1     | 6:27/M      |
| 89              | Nathan Stogsdill    | Lockport             | 807           | 0          | M             | 89 Male 99      | 19:23.2     | 6:28/M      |
| 90              | Logan Molitor       | Lockport             | 801           | 0          | M             | 90 Male 99      | 19:24.4     | 6:28/M      |
| 91              | Evan Dunbar         | Riverside-Brookfield | 874           | 0          | M             | 91 Male 99      | 19:27.4     | 6:29/M      |
| 92              | Henry Mora          | DG South             | 582           | 0          | M             | 92 Male 99      | 19:29.4     | 6:30/M      |
| 93              | Adrian Herrera      | Riverside-Brookfield | 876           | 0          | M             | 93 Male 99      | 19:29.6     | 6:30/M      |
| 94              | Zach Picton         | Riverside-Brookfield | 879           | 0          | M             | 94 Male 99      | 19:30.4     | 6:30/M      |

\*Overall place among males only

# JOE MORTIMER FRESH/SOPH XX INVITATIONAL

Race Date  
September 29, 2016

## Overall Finish List

### SOPHOMORE BOYS

| <u>Overall*</u> | <u>Name</u>         | <u>Team</u>         | <u>Bib No</u> | <u>Age</u> | <u>Gend</u> | <u>AG Place</u> | <u>Time</u> | <u>Pace</u> |
|-----------------|---------------------|---------------------|---------------|------------|-------------|-----------------|-------------|-------------|
| 95              | Ben Villareal       | Stagg               | 980           | 0          | M           | 95 Male 99      | 19:31.7     | 6:30/M      |
| 96              | Michael Zhan        | LW Central          | 727           | 0          | M           | 96 Male 99      | 19:32.6     | 6:31/M      |
| 97              | Emanuel Perezchica  | Rich South          | 871           | 0          | M           | 97 Male 99      | 19:34.5     | 6:31/M      |
| 98              | Jonah Haskins       | LW Central          | 714           | 0          | M           | 98 Male 99      | 19:34.7     | 6:31/M      |
| 99              | William Motto       | LW West             | 775           | 0          | M           | 99 Male 99      | 19:35.2     | 6:32/M      |
| 100             | Sam Lane            | Sandburg            | 901           | 0          | M           | 100 Male 99     | 19:36.3     | 6:32/M      |
| 101             | Eric Kenes          | Sandburg            | 899           | 0          | M           | 101 Male 99     | 19:39.0     | 6:33/M      |
| 102             | Chidiebem Isioma    | LW East             | 747           | 0          | M           | 102 Male 99     | 19:39.8     | 6:33/M      |
| 103             | Zac Maher           | Oak Forest          | 816           | 0          | M           | 103 Male 99     | 19:42.0     | 6:34/M      |
| 104             | Kyle Barbalic       | Stagg               | 962           | 0          | M           | 104 Male 99     | 19:43.0     | 6:34/M      |
| 105             | Kevin Snow          | Hillcrest           | 631           | 0          | M           | 105 Male 99     | 19:44.7     | 6:35/M      |
| 106             | Josh Gann           | TF South            | 983           | 0          | M           | 106 Male 99     | 19:45.1     | 6:35/M      |
| 107             | Jose Ferreira       | Joliet Central      | 663           | 0          | M           | 107 Male 99     | 19:45.5     | 6:35/M      |
| 108             | Nick Ruiz           | Plainfield Central  | 846           | 0          | M           | 108 Male 99     | 19:46.3     | 6:35/M      |
| 109             | Ahmad Johnson       | TF South            | 988           | 0          | M           | 109 Male 99     | 19:48.1     | 6:36/M      |
| 110             | Jeff Spaagaren      | Sandburg            | 915           | 0          | M           | 110 Male 99     | 19:49.9     | 6:36/M      |
| 111             | Mike Perino         | Providence Catholic | 859           | 0          | M           | 111 Male 99     | 19:53.0     | 6:38/M      |
| 112             | Nathan Krabbe       | Providence Catholic | 852           | 0          | M           | 112 Male 99     | 19:53.2     | 6:38/M      |
| 113             | Kaleb Kittl         | LW West             | 772           | 0          | M           | 113 Male 99     | 19:54.8     | 6:38/M      |
| 114             | Kyle Donahue        | Stagg               | 965           | 0          | M           | 114 Male 99     | 19:55.6     | 6:38/M      |
| 115             | Gabriel Are         | Hillcrest           | 623           | 0          | M           | 115 Male 99     | 19:57.2     | 6:39/M      |
| 116             | Nathan Pawlak       | Lemont              | 704           | 0          | M           | 116 Male 99     | 19:58.0     | 6:39/M      |
| 117             | Luis Hernandez      | Joliet Central      | 667           | 0          | M           | 117 Male 99     | 19:58.8     | 6:39/M      |
| 118             | Joe Murphy          | Providence Catholic | 856           | 0          | M           | 118 Male 99     | 19:59.5     | 6:40/M      |
| 119             | Matthew Ketchen     | LW East             | 750           | 0          | M           | 119 Male 99     | 20:00.9     | 6:40/M      |
| 120             | Matt Pierce         | Shepard             | 936           | 0          | M           | 120 Male 99     | 20:02.6     | 6:41/M      |
| 121             | Malachi Steinberg   | Bremen              | 567           | 0          | M           | 121 Male 99     | 20:09.3     | 6:43/M      |
| 122             | Matthew Carlson     | Sandburg            | 890           | 0          | M           | 122 Male 99     | 20:12.0     | 6:44/M      |
| 123             | Luke Haan           | Illiana Christian   | 648           | 0          | M           | 123 Male 99     | 20:15.8     | 6:45/M      |
| 124             | Elijah Knicker      | Homewood Flossmoor  | 639           | 0          | M           | 124 Male 99     | 20:16.8     | 6:45/M      |
| 125             | Mike Kopeika        | Andrew              | 505           | 0          | M           | 125 Male 99     | 20:18.0     | 6:46/M      |
| 126             | Eugene Tanquilut    | LW West             | 778           | 0          | M           | 126 Male 99     | 20:25.1     | 6:48/M      |
| 127             | Mike Ryan           | Andrew              | 515           | 0          | M           | 127 Male 99     | 20:25.9     | 6:48/M      |
| 128             | Corey Benson        | Joliet Central      | 659           | 0          | M           | 128 Male 99     | 20:29.0     | 6:50/M      |
| 129             | Dave Albano         | Stagg               | 961           | 0          | M           | 129 Male 99     | 20:30.5     | 6:50/M      |
| 130             | Mohammedeid Abuasab | Stagg               | 959           | 0          | M           | 130 Male 99     | 20:30.8     | 6:50/M      |
| 131             | Nikolas Campobasso  | Sandburg            | 889           | 0          | M           | 131 Male 99     | 20:31.3     | 6:50/M      |
| 132             | Brenden McGee       | Plainfield Central  | 843           | 0          | M           | 132 Male 99     | 20:33.0     | 6:51/M      |
| 133             | Ethan Gaughan       | Andrew              | 503           | 0          | M           | 133 Male 99     | 20:34.4     | 6:51/M      |
| 134             | Jorge Lopez         | Eisenhower          | 610           | 0          | M           | 134 Male 99     | 20:38.2     | 6:53/M      |
| 135             | Ben Ipema           | Illiana Christian   | 649           | 0          | M           | 135 Male 99     | 20:38.4     | 6:53/M      |
| 136             | Nick Strama         | Shepard             | 940           | 0          | M           | 136 Male 99     | 20:40.3     | 6:53/M      |
| 137             | Miguel Fernandez    | Eisenhower          | 606           | 0          | M           | 137 Male 99     | 20:42.3     | 6:54/M      |
| 138             | Josue Salas         | Joliet West         | 693           | 0          | M           | 138 Male 99     | 20:43.2     | 6:54/M      |
| 139             | Anjel Suarez        | Bremen              | 568           | 0          | M           | 139 Male 99     | 20:44.0     | 6:55/M      |
| 140             | Andre Colbert       | Thornton            | 1013          | 0          | M           | 140 Male 99     | 20:47.5     | 6:56/M      |
| 141             | Caleb Perez         | Illiana Christian   | 651           | 0          | M           | 141 Male 99     | 20:51.6     | 6:57/M      |

\*Overall place among males only

# JOE MORTIMER FRESH/SOPH XX INVITATIONAL

## Overall Finish List

Race Date

September 29, 2016

### SOPHOMORE BOYS

| <u>Overall*</u> | <u>Name</u>            | <u>Team</u>          | <u>Bib No</u> | <u>Age</u> | <u>Gend</u> | <u>AG Place</u> | <u>Time</u> | <u>Pace</u> |
|-----------------|------------------------|----------------------|---------------|------------|-------------|-----------------|-------------|-------------|
| 142             | Julian Perez           | Riverside-Brookfield | 878           | 0          | M           | 142 Male 99     | 20:53.0     | 6:58/M      |
| 143             | Ronaldihno Wallace     | Thornridge           | 998           | 0          | M           | 143 Male 99     | 20:56.2     | 6:59/M      |
| 144             | Chris Cockrell         | Plainfield Central   | 834           | 0          | M           | 144 Male 99     | 20:56.5     | 6:59/M      |
| 145             | Joe Cantone            | Lemont               | 700           | 0          | M           | 145 Male 99     | 20:58.1     | 6:59/M      |
| 146             | Shawn Niazi            | Oak Forest           | 818           | 0          | M           | 146 Male 99     | 20:59.3     | 7:00/M      |
| 147             | Nick Marfoe            | Tinley Park          | 1006          | 0          | M           | 147 Male 99     | 21:03.2     | 7:01/M      |
| 148             | Kevin Laroche          | Bolingbrook          | 531           | 0          | M           | 148 Male 99     | 21:04.8     | 7:01/M      |
| 149             | Max Gilmore            | LW East              | 744           | 0          | M           | 149 Male 99     | 21:05.0     | 7:02/M      |
| 150             | Nick Cofiliano         | Plainfield Central   | 835           | 0          | M           | 150 Male 99     | 21:06.1     | 7:02/M      |
| 151             | Arick Hauschild        | LW Central           | 715           | 0          | M           | 151 Male 99     | 21:07.7     | 7:02/M      |
| 152             | Samuel Agoye           | Hillcrest            | 621           | 0          | M           | 152 Male 99     | 21:14.1     | 7:05/M      |
| 153             | Tyler McMahon          | LW Central           | 721           | 0          | M           | 153 Male 99     | 21:14.8     | 7:05/M      |
| 154             | Alaa Zeidan            | Oak Lawn             | 831           | 0          | M           | 154 Male 99     | 21:15.9     | 7:05/M      |
| 155             | Kyle Roecker           | LW Central           | 723           | 0          | M           | 155 Male 99     | 21:16.1     | 7:05/M      |
| 156             | Alex Ude               | Bradley              | 554           | 0          | M           | 156 Male 99     | 21:17.4     | 7:06/M      |
| 157             | Moneeb Malik           | LW East              | 753           | 0          | M           | 157 Male 99     | 21:18.9     | 7:06/M      |
| 158             | Josh Hartman           | Tinley Park          | 1004          | 0          | M           | 158 Male 99     | 21:20.6     | 7:07/M      |
| 159             | Leonard Pollard        | Thornridge           | 995           | 0          | M           | 159 Male 99     | 21:22.1     | 7:07/M      |
| 160             | Isaiah Zillman         | Homewood Flossmoor   | 645           | 0          | M           | 160 Male 99     | 21:23.0     | 7:08/M      |
| 161             | Christopher Nunez      | Stagg                | 974           | 0          | M           | 161 Male 99     | 21:24.8     | 7:08/M      |
| 162             | Luke Bisping           | Bradley              | 546           | 0          | M           | 162 Male 99     | 21:29.6     | 7:10/M      |
| 163             | Zach Brosseau          | Br. Rice             | 534           | 0          | M           | 163 Male 99     | 21:37.8     | 7:12/M      |
| 164             | Jeremy Frias           | Br. Rice             | 537           | 0          | M           | 164 Male 99     | 21:38.0     | 7:13/M      |
| 165             | Matt Arndt             | Oak Lawn             | 823           | 0          | M           | 165 Male 99     | 21:46.8     | 7:15/M      |
| 166             | Eddie Oh               | Stagg                | 975           | 0          | M           | 166 Male 99     | 21:48.8     | 7:16/M      |
| 167             | Danny Vamvakas         | LW East              | 765           | 0          | M           | 167 Male 99     | 21:55.0     | 7:18/M      |
| 168             | Thomas Wakefield       | LW West              | 782           | 0          | M           | 168 Male 99     | 21:57.4     | 7:19/M      |
| 169             | Josh Palacios          | Joliet West          | 687           | 0          | M           | 169 Male 99     | 21:58.8     | 7:19/M      |
| 170             | Juan Martinez          | Eisenhower           | 612           | 0          | M           | 170 Male 99     | 21:59.9     | 7:20/M      |
| 171             | Samuel Roh             | LW East              | 762           | 0          | M           | 171 Male 99     | 22:01.5     | 7:20/M      |
| 172             | Peter Corasis          | Stagg                | 964           | 0          | M           | 172 Male 99     | 22:07.3     | 7:22/M      |
| 173             | Anthony Rios-Contreras | Joliet Central       | 673           | 0          | M           | 173 Male 99     | 22:11.3     | 7:24/M      |
| 174             | Joaquin Martinez       | Joliet Central       | 669           | 0          | M           | 174 Male 99     | 22:14.5     | 7:25/M      |
| 175             | Matt Grafenauer        | TF South             | 985           | 0          | M           | 175 Male 99     | 22:16.2     | 7:25/M      |
| 176             | Richard Arias          | Joliet Central       | 658           | 0          | M           | 176 Male 99     | 22:16.6     | 7:25/M      |
| 177             | David Dilley           | Tinley Park          | 1002          | 0          | M           | 177 Male 99     | 22:19.6     | 7:26/M      |
| 178             | Ethan Washburn         | Joliet West          | 696           | 0          | M           | 178 Male 99     | 22:19.8     | 7:26/M      |
| 179             | Julius Valencia        | Riverside-Brookfield | 881           | 0          | M           | 179 Male 99     | 22:27.3     | 7:29/M      |
| 180             | Jeremiah Agyakye       | TF South             | 981           | 0          | M           | 180 Male 99     | 22:27.5     | 7:29/M      |
| 181             | James Ochoa            | Tinley Park          | 1008          | 0          | M           | 181 Male 99     | 22:27.8     | 7:29/M      |
| 182             | Charles Burns          | Lemont               | 699           | 0          | M           | 182 Male 99     | 22:30.1     | 7:30/M      |
| 183             | Steve Hailey           | Riverside-Brookfield | 875           | 0          | M           | 183 Male 99     | 22:32.1     | 7:31/M      |
| 184             | Darek Michniak         | Stagg                | 972           | 0          | M           | 184 Male 99     | 22:34.2     | 7:31/M      |
| 185             | Nathaniel McCravy      | Rich Central         | 866           | 0          | M           | 185 Male 99     | 22:35.9     | 7:32/M      |
| 186             | Joseph Rubio           | Homewood Flossmoor   | 642           | 0          | M           | 186 Male 99     | 22:41.3     | 7:34/M      |
| 187             | Michael Williams       | Thornton             | 1014          | 0          | M           | 187 Male 99     | 22:41.7     | 7:34/M      |
| 188             | Ben Williams           | Sandburg             | 918           | 0          | M           | 188 Male 99     | 22:53.9     | 7:38/M      |

\*Overall place among males only

# JOE MORTIMER FRESH/SOPH XX INVITATIONAL

Race Date

September 29, 2016

## Final Team Results

### Boys

#### SOPHOMORE BOYS

| <u>Bib No</u>          | <u>Name</u>        | <u>Overall Place</u>       | <u>Cumulative Place</u> | <u>Time</u> | <u>Cumulative Time</u> | <u>Time Back</u> |
|------------------------|--------------------|----------------------------|-------------------------|-------------|------------------------|------------------|
| <b>Team - DG South</b> |                    | <b>Finish Position - 1</b> |                         |             |                        |                  |
| Team Score (places):42 |                    | Average Time: 16:56.1      |                         |             |                        |                  |
| 1                      | 589 Edwin Siuda    | 2                          | 2                       | 16:23.5     | 16:23.5                | 0:00.0           |
| 2                      | 575 Nick Dziedzic  | 3                          | 5                       | 16:34.0     | 32:57.5                | 0:10.5           |
| 3                      | 596 James Weigel   | 4                          | 9                       | 16:42.2     | 49:39.8                | 0:18.7           |
| 4                      | 598 George Willer  | 5                          | 14                      | 16:56.4     | 1:06:36.2              | 0:32.9           |
| 5                      | 586 Brock Royle    | 28                         | 42                      | 18:04.5     | 1:24:40.8              | 1:41.0           |
| 6                      | 579 Ben Laurich    | (32)                       | (74)                    | 18:09.0     | 1:42:49.9              | 1:45.5           |
| 7                      | 574 Colin Dunn     | (33)                       | (107)                   | 18:16.7     | 2:01:06.6              | 1:53.2           |
| 8                      | 580 Mitch Ludewig  | More Than 7                |                         | 18:56.6     | 2:20:03.3              | 2:33.1           |
| 9                      | 584 Matthew Peloso | More Than 7                |                         | 19:18.0     | 2:39:21.3              | 2:54.5           |
| 10                     | 582 Henry Mora     | More Than 7                |                         | 19:29.4     | 2:58:50.8              | 3:05.9           |
| 11                     | 597 Ethan White    | More Than 7                |                         | 26:37.8     | 3:25:28.6              | 10:14.3          |

|                         |                         |                            |       |         |           |        |
|-------------------------|-------------------------|----------------------------|-------|---------|-----------|--------|
| <b>Team - Sandburg</b>  |                         | <b>Finish Position - 2</b> |       |         |           |        |
| Team Score (places):103 |                         | Average Time: 17:43.8      |       |         |           |        |
| 1                       | 894 John Cunningham     | 14                         | 14    | 17:25.3 | 17:25.3   | 0:00.0 |
| 2                       | 906 Ethan Miranda-Gale  | 19                         | 33    | 17:35.5 | 35:00.8   | 0:10.1 |
| 3                       | 886 Peter Bukiri        | 22                         | 55    | 17:50.6 | 52:51.4   | 0:25.2 |
| 4                       | 917 Ben Walter          | 23                         | 78    | 17:51.0 | 1:10:42.5 | 0:25.7 |
| 5                       | 882 Miles Apellido      | 25                         | 103   | 17:56.5 | 1:28:39.1 | 0:31.2 |
| 6                       | 883 Randy Apter         | (42)                       | (145) | 18:26.3 | 1:47:05.4 | 1:01.0 |
| 7                       | 909 Sean Pittacora      | (43)                       | (188) | 18:29.8 | 2:05:35.3 | 1:04.5 |
| 8                       | 902 Kyle Mathas         | More Than 7                |       | 18:34.1 | 2:24:09.4 | 1:08.7 |
| 9                       | 891 Andrew Carollo      | More Than 7                |       | 18:36.1 | 2:42:45.5 | 1:10.7 |
| 10                      | 900 Steven Kronenberger | More Than 7                |       | 18:49.5 | 3:01:35.1 | 1:24.2 |
| 11                      | 908 Chris Pearson       | More Than 7                |       | 19:13.3 | 3:20:48.5 | 1:48.0 |
| 12                      | 892 Marcelo Claure      | More Than 7                |       | 19:22.1 | 3:40:10.7 | 1:56.8 |
| 13                      | 901 Sam Lane            | More Than 7                |       | 19:36.3 | 3:59:47.0 | 2:10.9 |
| 14                      | 899 Eric Kenes          | More Than 7                |       | 19:39.0 | 4:19:26.0 | 2:13.7 |
| 15                      | 915 Jeff Spaagaren      | More Than 7                |       | 19:49.9 | 4:39:15.9 | 2:24.5 |
| 16                      | 890 Matthew Carlson     | More Than 7                |       | 20:12.0 | 4:59:28.0 | 2:46.6 |
| 17                      | 889 Nikolas Campobasso  | More Than 7                |       | 20:31.3 | 5:19:59.4 | 3:06.0 |
| 18                      | 918 Ben Williams        | More Than 7                |       | 22:53.9 | 5:42:53.3 | 5:28.5 |

|                          |                     |                            |     |         |           |        |
|--------------------------|---------------------|----------------------------|-----|---------|-----------|--------|
| <b>Team - LW Central</b> |                     | <b>Finish Position - 3</b> |     |         |           |        |
| Team Score (places):165  |                     | Average Time: 18:04.2      |     |         |           |        |
| 1                        | 710 Andrew Englert  | 7                          | 7   | 17:09.6 | 17:09.6   | 0:00.0 |
| 2                        | 707 Jackson Burriss | 12                         | 19  | 17:21.0 | 34:30.6   | 0:11.3 |
| 3                        | 718 Kyle Kissinger  | 38                         | 57  | 18:21.3 | 52:52.0   | 1:11.7 |
| 4                        | 725 Daniel Warren   | 48                         | 105 | 18:39.3 | 1:11:31.3 | 1:29.7 |

# JOE MORTIMER FRESH/SOPH XX INVITATIONAL

Race Date

September 29, 2016

## Final Team Results

### Boys

#### SOPHOMORE BOYS

| <u>Bib No</u>            | <u>Name</u>         | <u>Overall Place</u>       | <u>Cumulative Place</u> | <u>Time</u> | <u>Cumulative Time</u> | <u>Time Back</u> |
|--------------------------|---------------------|----------------------------|-------------------------|-------------|------------------------|------------------|
| <b>Team - LW Central</b> |                     | <b>Finish Position - 3</b> |                         |             |                        |                  |
| Team Score (places):165  |                     | Average Time: 18:04.2      |                         |             |                        |                  |
| 5                        | 711 Julian Esparza  | 60                         | 165                     | 18:50.1     | 1:30:21.4              | 1:40.4           |
| 6                        | 712 Ethan Fazio     | (71)                       | (236)                   | 19:12.5     | 1:49:34.0              | 2:02.9           |
| 7                        | 727 Michael Zhan    | (81)                       | (317)                   | 19:32.6     | 2:09:06.7              | 2:23.0           |
| 8                        | 714 Jonah Haskins   | More Than 7                |                         | 19:34.7     | 2:28:41.4              | 2:25.1           |
| 9                        | 715 Arick Hauschild | More Than 7                |                         | 21:07.7     | 2:49:49.2              | 3:58.1           |
| 10                       | 721 Tyler McMahon   | More Than 7                |                         | 21:14.8     | 3:11:04.0              | 4:05.2           |
| 11                       | 723 Kyle Roecker    | More Than 7                |                         | 21:16.1     | 3:32:20.1              | 4:06.4           |

|                         |                        |                            |       |         |           |         |
|-------------------------|------------------------|----------------------------|-------|---------|-----------|---------|
| <b>Team - LW East</b>   |                        | <b>Finish Position - 4</b> |       |         |           |         |
| Team Score (places):172 |                        | Average Time: 18:13.3      |       |         |           |         |
| 1                       | 764 Ryan Schuetz       | 20                         | 20    | 17:35.7 | 17:35.7   | 0:00.0  |
| 2                       | 728 Tom Arndt          | 27                         | 47    | 18:04.3 | 35:40.0   | 0:28.5  |
| 3                       | 737 Ryan Drafke        | 34                         | 81    | 18:17.7 | 53:57.8   | 0:41.9  |
| 4                       | 746 Jacob Heimlich     | 40                         | 121   | 18:24.6 | 1:12:22.4 | 0:48.8  |
| 5                       | 739 Luke Fitzgerald    | 51                         | 172   | 18:44.1 | 1:31:06.5 | 1:08.3  |
| 6                       | 729 Julian Bendy       | (70)                       | (242) | 19:11.4 | 1:50:17.9 | 1:35.6  |
| 7                       | 747 Chidiehem Isioma   | (83)                       | (325) | 19:39.8 | 2:09:57.7 | 2:04.0  |
| 8                       | 750 Matthew Ketchen    | More Than 7                |       | 20:00.9 | 2:29:58.6 | 2:25.1  |
| 9                       | 744 Max Gilmore        | More Than 7                |       | 21:05.0 | 2:51:03.7 | 3:29.2  |
| 10                      | 753 Moneeb Malik       | More Than 7                |       | 21:18.9 | 3:12:22.7 | 3:43.1  |
| 11                      | 765 Danny Vamvakas     | More Than 7                |       | 21:55.0 | 3:34:17.8 | 4:19.3  |
| 12                      | 762 Samuel Roh         | More Than 7                |       | 22:01.5 | 3:56:19.3 | 4:25.7  |
| 13                      | 758 Derek Milosovic    | More Than 7                |       | 24:10.7 | 4:20:30.0 | 6:34.9  |
| 14                      | 738 Christopher Fabian | More Than 7                |       | 28:37.2 | 4:49:07.3 | 11:01.4 |

|                         |                      |                            |       |         |           |        |
|-------------------------|----------------------|----------------------------|-------|---------|-----------|--------|
| <b>Team - Lockport</b>  |                      | <b>Finish Position - 5</b> |       |         |           |        |
| Team Score (places):176 |                      | Average Time: 18:10.7      |       |         |           |        |
| 1                       | 802 Aidan Pajeau     | 9                          | 9     | 17:11.4 | 17:11.4   | 0:00.0 |
| 2                       | 800 Alex Kistingner  | 21                         | 30    | 17:39.9 | 34:51.4   | 0:28.4 |
| 3                       | 806 Russell Simmons  | 35                         | 65    | 18:19.2 | 53:10.6   | 1:07.8 |
| 4                       | 804 Marc Schelli     | 36                         | 101   | 18:19.9 | 1:11:30.6 | 1:08.5 |
| 5                       | 807 Nathan Stogsdill | 75                         | 176   | 19:23.2 | 1:30:53.9 | 2:11.8 |
| 6                       | 801 Logan Molitor    | (76)                       | (252) | 19:24.4 | 1:50:18.3 | 2:12.9 |
| 7                       | 789 Kevin Chen       | (144)                      | (396) | 23:48.9 | 2:14:07.3 | 6:37.4 |

|                         |                 |                            |   |         |         |        |
|-------------------------|-----------------|----------------------------|---|---------|---------|--------|
| <b>Team - Bradley</b>   |                 | <b>Finish Position - 6</b> |   |         |         |        |
| Team Score (places):185 |                 | Average Time: 18:14.4      |   |         |         |        |
| 1                       | 547 Jacob Fritz | 8                          | 8 | 17:11.1 | 17:11.1 | 0:00.0 |

## JOE MORTIMER FRESH/SOPH XX INVITATIONAL

Race Date  
September 29, 2016

Overall Finish List

## FRESHMAN BOYS

| <u>Overall*</u> | <u>Name</u>       | <u>Team</u>        | <u>Bib No</u> | <u>Age</u> | <u>Gender</u> | <u>AG Place</u> | <u>Time</u> | <u>Pace</u> |
|-----------------|-------------------|--------------------|---------------|------------|---------------|-----------------|-------------|-------------|
| 1               | Brett Gardner     | LW East            | 742           | 0          | M             | 1 Male          | 11:32.2     | 5:15/M      |
| 2               | Jared Kreis       | LW Central         | 719           | 0          | M             | 2 Male          | 11:53.9     | 5:24/M      |
| 3               | Tyler Cushing     | Bolingbrook        | 529           | 0          | M             | 3 Male          | 12:13.3     | 5:33/M      |
| 4               | Ben Giblin        | Sandburg           | 896           | 0          | M             | 4 Male          | 12:17.2     | 5:35/M      |
| 5               | Will Giblin       | Sandburg           | 897           | 0          | M             | 5 Male          | 12:17.5     | 5:35/M      |
| 6               | Ian McGrath       | Sandburg           | 903           | 0          | M             | 6 Male          | 12:34.5     | 5:43/M      |
| 7               | Logan Wetzel      | Bloom              | 525           | 0          | M             | 7 Male          | 12:35.8     | 5:43/M      |
| 8               | John Heneghan     | DG South           | 576           | 0          | M             | 8 Male          | 12:36.9     | 5:44/M      |
| 9               | John Norris       | DG South           | 583           | 0          | M             | 9 Male          | 12:40.0     | 5:45/M      |
| 10              | Michael Walkosz   | Lockport           | 810           | 0          | M             | 10 Male         | 12:47.8     | 5:49/M      |
| 11              | Ryan McCoy        | LW East            | 756           | 0          | M             | 11 Male         | 12:49.3     | 5:50/M      |
| 12              | Ross Cronholm     | Lockport           | 790           | 0          | M             | 12 Male         | 12:51.5     | 5:50/M      |
| 13              | James Edgecombe   | Hillcrest          | 629           | 0          | M             | 13 Male         | 12:52.9     | 5:51/M      |
| 14              | Mike Barber       | Lockport           | 784           | 0          | M             | 14 Male         | 12:54.6     | 5:52/M      |
| 15              | Alex Miller       | Sandburg           | 905           | 0          | M             | 15 Male         | 12:55.4     | 5:52/M      |
| 16              | Brendan Diamond   | Lockport           | 792           | 0          | M             | 16 Male         | 12:56.1     | 5:53/M      |
| 17              | Marcin Czaja      | Shepard            | 925           | 0          | M             | 17 Male         | 12:57.0     | 5:53/M      |
| 18              | Jake Hinchley     | Lockport           | 796           | 0          | M             | 18 Male         | 12:57.4     | 5:53/M      |
| 19              | Tyler Bleau       | DG South           | 573           | 0          | M             | 19 Male         | 12:58.2     | 5:54/M      |
| 20              | Erik Johnson      | LW Central         | 716           | 0          | M             | 20 Male         | 12:59.9     | 5:54/M      |
| 21              | Ryan McEldowney   | LW East            | 757           | 0          | M             | 21 Male         | 13:01.5     | 5:55/M      |
| 22              | Antonio Segura    | Joliet West        | 694           | 0          | M             | 22 Male         | 13:02.8     | 5:55/M      |
| 23              | Canyon Stage      | DG South           | 591           | 0          | M             | 23 Male         | 13:04.8     | 5:56/M      |
| 24              | Ben Skibbe        | DG South           | 590           | 0          | M             | 24 Male         | 13:06.5     | 5:57/M      |
| 25              | Evan Jamrozy      | Shepard            | 931           | 0          | M             | 25 Male         | 13:08.3     | 5:58/M      |
| 26              | Cameron Kavanaugh | LW East            | 749           | 0          | M             | 26 Male         | 13:10.9     | 5:59/M      |
| 27              | Tj Cosler         | Sandburg           | 893           | 0          | M             | 27 Male         | 13:12.0     | 6:00/M      |
| 28              | Michael Bell      | Hillcrest          | 625           | 0          | M             | 28 Male         | 13:13.4     | 6:00/M      |
| 29              | Jeremy Koerner    | LW West            | 773           | 0          | M             | 29 Male         | 13:15.7     | 6:01/M      |
| 30              | Nolan Krol        | LW West            | 774           | 0          | M             | 30 Male         | 13:16.0     | 6:02/M      |
| 31              | Samuel Siqueiros  | TF South           | 990           | 0          | M             | 31 Male         | 13:22.2     | 6:05/M      |
| 32              | Mike Reiter       | Andrew             | 514           | 0          | M             | 32 Male         | 13:23.8     | 6:05/M      |
| 33              | Lucas Dion        | LW Central         | 709           | 0          | M             | 33 Male         | 13:25.4     | 6:06/M      |
| 34              | J.j. Sulich       | Lockport           | 808           | 0          | M             | 34 Male         | 13:26.2     | 6:06/M      |
| 35              | Christian Gambotz | Stagg              | 967           | 0          | M             | 35 Male         | 13:27.2     | 6:07/M      |
| 36              | Jake Gambotz      | Stagg              | 968           | 0          | M             | 36 Male         | 13:28.2     | 6:07/M      |
| 37              | Benjamin Zinsky   | LW East            | 767           | 0          | M             | 37 Male         | 13:28.6     | 6:07/M      |
| 38              | Max Szykowny      | Shepard            | 941           | 0          | M             | 38 Male         | 13:29.1     | 6:08/M      |
| 39              | Tony Jucik        | Bremen             | 559           | 0          | M             | 39 Male         | 13:31.6     | 6:09/M      |
| 40              | Carson Bruce      | Sandburg           | 885           | 0          | M             | 40 Male         | 13:32.2     | 6:09/M      |
| 41              | Kevin Tracy       | Br. Rice           | 545           | 0          | M             | 41 Male         | 13:33.5     | 6:10/M      |
| 42              | Marc Babiec       | St. Laurence       | 946           | 0          | M             | 42 Male         | 13:36.0     | 6:11/M      |
| 43              | Evan Walsh        | Sandburg           | 916           | 0          | M             | 43 Male         | 13:36.2     | 6:11/M      |
| 44              | Chase Jankowski   | LW West            | 771           | 0          | M             | 44 Male         | 13:41.5     | 6:13/M      |
| 45              | Malachi Brown     | Shepard            | 923           | 0          | M             | 45 Male         | 13:41.7     | 6:13/M      |
| 46              | Antonio Camacho   | Eisenhower         | 601           | 0          | M             | 46 Male         | 13:43.1     | 6:14/M      |
| 47              | Ryan Kodura       | Plainfield Central | 842           | 0          | M             | 47 Male         | 13:43.6     | 6:14/M      |

\*Overall place among males only



# JOE MORTIMER FRESH/SOPH XX INVITATIONAL

Race Date  
September 29, 2016

## Overall Finish List

### FRESHMAN BOYS

| <u>Overall*</u> | <u>Name</u>         | <u>Team</u>         | <u>Bib No</u> | <u>Age</u> | <u>Gender</u> | <u>AG Place</u> | <u>Time</u> | <u>Pace</u> |
|-----------------|---------------------|---------------------|---------------|------------|---------------|-----------------|-------------|-------------|
| 48              | Jake Cozzi          | Bolingbrook         | 528           | 0          | M             | 48 Male         | 13:44.0     | 6:15/M      |
| 49              | Kendall Scott       | Bolingbrook         | 532           | 0          | M             | 49 Male         | 13:45.0     | 6:15/M      |
| 50              | Andrew Cook         | LW East             | 731           | 0          | M             | 50 Male         | 13:45.5     | 6:15/M      |
| 51              | Colin Hobart        | Stagg               | 969           | 0          | M             | 51 Male         | 13:46.1     | 6:15/M      |
| 52              | Joseph Pasyk        | LW East             | 759           | 0          | M             | 52 Male         | 13:47.0     | 6:16/M      |
| 53              | Austin Emrath       | Plainfield Central  | 837           | 0          | M             | 53 Male         | 13:50.1     | 6:17/M      |
| 54              | Jacob Malinoff      | Andrew              | 1508          | 0          | M             | 54 Male         | 13:50.4     | 6:17/M      |
| 55              | Peter Rokowski      | Stagg               | 977           | 0          | M             | 55 Male         | 13:51.4     | 6:18/M      |
| 56              | Zach Bickerton      | Joliet West         | 679           | 0          | M             | 56 Male         | 13:52.1     | 6:18/M      |
| 57              | Mike Reif           | Oak Forest          | 822           | 0          | M             | 57 Male         | 13:54.6     | 6:19/M      |
| 58              | Henry Evans         | Stagg               | 966           | 0          | M             | 58 Male         | 13:55.1     | 6:20/M      |
| 59              | Kyle Sterling       | LW Central          | 724           | 0          | M             | 59 Male         | 13:55.6     | 6:20/M      |
| 60              | Christian Reun      | Plainfield Central  | 845           | 0          | M             | 60 Male         | 13:57.5     | 6:20/M      |
| 61              | Diego Hernandez     | Sandburg            | 898           | 0          | M             | 61 Male         | 13:59.7     | 6:21/M      |
| 62              | Angel Estrada       | Eisenhower          | 604           | 0          | M             | 62 Male         | 14:02.1     | 6:23/M      |
| 63              | Aleksai Herrera     | Lockport            | 795           | 0          | M             | 63 Male         | 14:03.6     | 6:23/M      |
| 64              | Nate Bauer          | Lockport            | 785           | 0          | M             | 64 Male         | 14:03.8     | 6:23/M      |
| 65              | Anthony Herrera     | Eisenhower          | 607           | 0          | M             | 65 Male         | 14:06.6     | 6:25/M      |
| 66              | Joe Wolniak         | Shepard             | 944           | 0          | M             | 66 Male         | 14:07.4     | 6:25/M      |
| 67              | Joel Ravetto        | LW East             | 761           | 0          | M             | 67 Male         | 14:08.2     | 6:25/M      |
| 68              | Josh Scholl         | Lockport            | 805           | 0          | M             | 68 Male         | 14:09.1     | 6:26/M      |
| 69              | Caleb Radcliff      | DG South            | 585           | 0          | M             | 69 Male         | 14:10.1     | 6:26/M      |
| 70              | James Greene        | Shepard             | 927           | 0          | M             | 70 Male         | 14:11.0     | 6:27/M      |
| 71              | Danny Jensen        | Providence Catholic | 851           | 0          | M             | 71 Male         | 14:12.1     | 6:27/M      |
| 72              | Christopher Nolasco | Joliet Central      | 671           | 0          | M             | 72 Male         | 14:14.5     | 6:28/M      |
| 73              | Matt Lovrich        | Bremen              | 561           | 0          | M             | 73 Male         | 14:14.8     | 6:28/M      |
| 74              | Erik Wathier        | DG South            | 595           | 0          | M             | 74 Male         | 14:15.9     | 6:29/M      |
| 75              | Juan Reyes          | Bloom               | 522           | 0          | M             | 75 Male         | 14:17.5     | 6:30/M      |
| 76              | Josh Turek          | Joliet West         | 695           | 0          | M             | 76 Male         | 14:18.1     | 6:30/M      |
| 77              | Ethan Lewandowski   | LW East             | 752           | 0          | M             | 77 Male         | 14:20.7     | 6:31/M      |
| 78              | Jevohn Maxey        | Hillcrest           | 630           | 0          | M             | 78 Male         | 14:21.7     | 6:31/M      |
| 79              | Joe Feldner         | Shepard             | 926           | 0          | M             | 79 Male         | 14:22.1     | 6:32/M      |
| 80              | Joey Straus         | DG South            | 592           | 0          | M             | 80 Male         | 14:26.6     | 6:34/M      |
| 81              | Nick Leahy          | Oak Forest          | 815           | 0          | M             | 81 Male         | 14:29.8     | 6:35/M      |
| 82              | Adrian Perez        | Joliet West         | 688           | 0          | M             | 82 Male         | 14:30.4     | 6:35/M      |
| 83              | Nick Martin         | Tinley Park         | 1007          | 0          | M             | 83 Male         | 14:33.2     | 6:37/M      |
| 84              | Brandon Butler      | Shepard             | 924           | 0          | M             | 84 Male         | 14:35.2     | 6:38/M      |
| 85              | Harrison Morg       | Br. Rice            | 540           | 0          | M             | 85 Male         | 14:36.2     | 6:38/M      |
| 86              | Vincent Rio         | St. Laurence        | 951           | 0          | M             | 86 Male         | 14:39.5     | 6:40/M      |
| 87              | Cydney Dixon        | TF South            | 982           | 0          | M             | 87 Male         | 14:42.0     | 6:41/M      |
| 88              | Oscar Garcia        | Bremen              | 557           | 0          | M             | 88 Male         | 14:42.7     | 6:41/M      |
| 89              | Nate Berrones       | Tinley Park         | 1000          | 0          | M             | 89 Male         | 14:44.4     | 6:42/M      |
| 90              | Austin Nielsen      | Oak Forest          | 819           | 0          | M             | 90 Male         | 14:44.7     | 6:42/M      |
| 91              | Mateusz Gronski     | Shepard             | 928           | 0          | M             | 91 Male         | 14:45.4     | 6:42/M      |
| 92              | Raymond Temple      | Hillcrest           | 633           | 0          | M             | 92 Male         | 14:45.9     | 6:42/M      |
| 93              | Alex Desjardins     | LW East             | 735           | 0          | M             | 93 Male         | 14:47.4     | 6:43/M      |
| 94              | Joseph Diaz         | St. Laurence        | 947           | 0          | M             | 94 Male         | 14:50.1     | 6:45/M      |

\*Overall place among males only

# JOE MORTIMER FRESH/SOPH XX INVITATIONAL

Race Date  
September 29, 2016

## Overall Finish List

### FRESHMAN BOYS

| <u>Overall*</u> | <u>Name</u>           | <u>Team</u>         | <u>Bib No</u> | <u>Age</u> | <u>Gender</u> | <u>AG Place</u> | <u>Time</u> | <u>Pace</u> |
|-----------------|-----------------------|---------------------|---------------|------------|---------------|-----------------|-------------|-------------|
| 95              | Dominic Gamez         | Thornwood           | 1017          | 0          | M             | 95 Male         | 14:52.9     | 6:45/M      |
| 96              | Zachary Bergman       | DG South            | 572           | 0          | M             | 96 Male         | 14:54.4     | 6:46/M      |
| 97              | Mike McKeough         | Sandburg            | 904           | 0          | M             | 97 Male         | 14:55.5     | 6:47/M      |
| 98              | Leo Hernandez         | Oak Lawn            | 827           | 0          | M             | 98 Male         | 14:56.3     | 6:47/M      |
| 99              | Joe Hyzy              | DG South            | 577           | 0          | M             | 99 Male         | 14:57.3     | 6:48/M      |
| 100             | Billy Versaskas       | DG South            | 593           | 0          | M             | 100 Male        | 14:59.9     | 6:49/M      |
| 101             | Michael Clarkin       | LW East             | 730           | 0          | M             | 101 Male        | 15:00.9     | 6:49/M      |
| 102             | Derek Rutkowski       | Sandburg            | 912           | 0          | M             | 102 Male        | 15:01.4     | 6:50/M      |
| 103             | Ryan Feyen            | LW West             | 770           | 0          | M             | 103 Male        | 15:01.9     | 6:50/M      |
| 104             | Justin Price          | Joliet West         | 689           | 0          | M             | 104 Male        | 15:02.3     | 6:50/M      |
| 105             | Kyle Exton            | Bloom               | 519           | 0          | M             | 105 Male        | 15:04.0     | 6:51/M      |
| 106             | Angel Flores          | Plainfield Central  | 839           | 0          | M             | 106 Male        | 15:07.5     | 6:52/M      |
| 107             | Nathaniel Nepomuceno  | Bradley             | 551           | 0          | M             | 107 Male        | 15:07.8     | 6:52/M      |
| 108             | Adrian Castillo       | Bolingbrook         | 527           | 0          | M             | 108 Male        | 15:08.7     | 6:53/M      |
| 109             | Justin Kwiecinski     | LW East             | 751           | 0          | M             | 109 Male        | 15:09.3     | 6:53/M      |
| 110             | Sam McCloughan        | Providence Catholic | 853           | 0          | M             | 110 Male        | 15:09.7     | 6:53/M      |
| 111             | Josh Amann            | Providence Catholic | 847           | 0          | M             | 111 Male        | 15:10.1     | 6:54/M      |
| 112             | Sebastian Earls       | Plainfield Central  | 836           | 0          | M             | 112 Male        | 15:10.5     | 6:54/M      |
| 113             | Peter Viz             | St. Rita            | 958           | 0          | M             | 113 Male        | 15:10.9     | 6:54/M      |
| 114             | Dan Smith             | Eisenhower          | 619           | 0          | M             | 114 Male        | 15:12.8     | 6:55/M      |
| 115             | Dante Sullivan        | Illiana Christian   | 654           | 0          | M             | 115 Male        | 15:13.1     | 6:55/M      |
| 116             | Matthew Wilmington    | Sandburg            | 919           | 0          | M             | 116 Male        | 15:13.4     | 6:55/M      |
| 117             | Jon Slack             | Sandburg            | 914           | 0          | M             | 117 Male        | 15:13.7     | 6:55/M      |
| 118             | Tj Murphy             | Br. Rice            | 541           | 0          | M             | 118 Male        | 15:14.0     | 6:55/M      |
| 119             | Matthew Murphy        | Sandburg            | 907           | 0          | M             | 119 Male        | 15:14.3     | 6:55/M      |
| 120             | Carlos Mendez         | DG South            | 581           | 0          | M             | 120 Male        | 15:14.7     | 6:55/M      |
| 121             | Morgan Dykstra        | Oak Lawn            | 824           | 0          | M             | 121 Male        | 15:15.1     | 6:56/M      |
| 122             | Matthew Flais         | LW Central          | 713           | 0          | M             | 122 Male        | 15:15.5     | 6:56/M      |
| 123             | Jay Wiseman           | DG South            | 599           | 0          | M             | 123 Male        | 15:15.9     | 6:56/M      |
| 124             | Mathias Woerner       | LW Central          | 726           | 0          | M             | 124 Male        | 15:16.2     | 6:56/M      |
| 125             | Elijah Leonard        | LW Central          | 720           | 0          | M             | 125 Male        | 15:16.6     | 6:56/M      |
| 126             | Brandon Martinez      | Joliet West         | 682           | 0          | M             | 126 Male        | 15:23.5     | 7:00/M      |
| 127             | Ryan Juskie           | LW East             | 748           | 0          | M             | 127 Male        | 15:24.9     | 7:00/M      |
| 128             | Daniel Decero         | LW East             | 733           | 0          | M             | 128 Male        | 15:25.3     | 7:00/M      |
| 129             | Xzavier Neal          | Thornridge          | 994           | 0          | M             | 129 Male        | 15:26.2     | 7:01/M      |
| 130             | Rusty Jabaay          | TF South            | 987           | 0          | M             | 130 Male        | 15:26.6     | 7:01/M      |
| 131             | Randy Montalvo        | Eisenhower          | 613           | 0          | M             | 131 Male        | 15:27.0     | 7:01/M      |
| 132             | Nathan Castillo       | Eisenhower          | 602           | 0          | M             | 132 Male        | 15:27.8     | 7:01/M      |
| 133             | Jose Rios             | Oak Lawn            | 829           | 0          | M             | 133 Male        | 15:29.4     | 7:02/M      |
| 134             | Jeremy Hoffman        | Tinley Park         | 1005          | 0          | M             | 134 Male        | 15:30.2     | 7:03/M      |
| 135             | Elijah Davis          | LW East             | 732           | 0          | M             | 135 Male        | 15:34.3     | 7:05/M      |
| 136             | Sebastian Kinastowski | Stagg               | 971           | 0          | M             | 136 Male        | 15:36.5     | 7:05/M      |
| 137             | Pavlo Vovk            | DG South            | 594           | 0          | M             | 137 Male        | 15:37.4     | 7:06/M      |
| 138             | Joe Waynauskas        | Shepard             | 943           | 0          | M             | 138 Male        | 15:39.1     | 7:07/M      |
| 139             | Nick Dolci            | Lockport            | 793           | 0          | M             | 139 Male        | 15:40.6     | 7:07/M      |
| 140             | Rocco Sarno           | St. Laurence        | 952           | 0          | M             | 140 Male        | 15:41.1     | 7:08/M      |
| 141             | Jake Brown            | Lockport            | 787           | 0          | M             | 141 Male        | 15:41.6     | 7:08/M      |

\*Overall place among males only

# JOE MORTIMER FRESH/SOPH XX INVITATIONAL

Race Date  
September 29, 2016

## Overall Finish List

### FRESHMAN BOYS

| <u>Overall*</u> | <u>Name</u>            | <u>Team</u>       | <u>Bib No</u> | <u>Age</u> | <u>Gend</u> | <u>AG Place</u> | <u>Time</u> | <u>Pace</u> |
|-----------------|------------------------|-------------------|---------------|------------|-------------|-----------------|-------------|-------------|
| 142             | Josh Boyd              | Lockport          | 786           | 0          | M           | 142 Male        | 15:42.2     | 7:08/M      |
| 143             | Zachary Krauter        | DG South          | 578           | 0          | M           | 143 Male        | 15:42.5     | 7:08/M      |
| 144             | Nick Schab             | Stagg             | 978           | 0          | M           | 144 Male        | 15:43.0     | 7:09/M      |
| 145             | Dustin Deardurff       | Joliet West       | 680           | 0          | M           | 145 Male        | 15:43.4     | 7:09/M      |
| 146             | Dametreas Triplett     | Joliet Central    | 677           | 0          | M           | 146 Male        | 15:44.0     | 7:09/M      |
| 147             | Jake Freund            | LW East           | 741           | 0          | M           | 147 Male        | 15:44.5     | 7:09/M      |
| 148             | Seth Foerster          | LW East           | 740           | 0          | M           | 148 Male        | 15:45.0     | 7:10/M      |
| 149             | Alexander Robinson     | Joliet Central    | 674           | 0          | M           | 149 Male        | 15:45.6     | 7:10/M      |
| 150             | Dwayne Calvin          | Rich South        | 868           | 0          | M           | 150 Male        | 15:49.5     | 7:11/M      |
| 151             | Kevin Rodriguez        | Shepard           | 937           | 0          | M           | 151 Male        | 15:50.4     | 7:12/M      |
| 152             | Tariq Alshdikh         | Tinley Park       | 999           | 0          | M           | 152 Male        | 15:50.8     | 7:12/M      |
| 153             | Logan Ybarra           | Joliet West       | 698           | 0          | M           | 153 Male        | 15:51.4     | 7:12/M      |
| 154             | Justin Cordero         | LW Central        | 708           | 0          | M           | 154 Male        | 15:53.8     | 7:13/M      |
| 155             | David Arlt             | DG South          | 571           | 0          | M           | 155 Male        | 15:56.0     | 7:15/M      |
| 156             | Tim Moran              | Oak Forest        | 817           | 0          | M           | 156 Male        | 15:58.2     | 7:15/M      |
| 157             | Raghav Bhan            | Sandburg          | 884           | 0          | M           | 157 Male        | 16:01.3     | 7:17/M      |
| 158             | Nicholas Currier       | Br. Rice          | 535           | 0          | M           | 158 Male        | 16:08.6     | 7:20/M      |
| 159             | Henry Dilger           | LW East           | 736           | 0          | M           | 159 Male        | 16:10.2     | 7:21/M      |
| 160             | Grant Gierhahn         | Br. Rice          | 538           | 0          | M           | 160 Male        | 16:12.5     | 7:22/M      |
| 161             | Emerson Dell           | LW East           | 734           | 0          | M           | 161 Male        | 16:14.5     | 7:23/M      |
| 162             | Ryan Franklin          | Tinley Park       | 1003          | 0          | M           | 162 Male        | 16:16.4     | 7:24/M      |
| 163             | Olukayode Adebogun     | Thornton          | 1012          | 0          | M           | 163 Male        | 16:20.8     | 7:25/M      |
| 164             | Brandon Johnson        | Rich Central      | 865           | 0          | M           | 164 Male        | 16:21.6     | 7:26/M      |
| 165             | Brian Karstensen       | Andrew            | 504           | 0          | M           | 165 Male        | 16:23.3     | 7:27/M      |
| 166             | Josh Kingzette         | Shepard           | 932           | 0          | M           | 166 Male        | 16:23.7     | 7:27/M      |
| 167             | Gabriel Haberling      | LW East           | 745           | 0          | M           | 167 Male        | 16:24.1     | 7:27/M      |
| 168             | Abraham Robledo-Aldaco | Joliet Central    | 675           | 0          | M           | 168 Male        | 16:24.6     | 7:27/M      |
| 169             | Tom Jesse              | Lockport          | 799           | 0          | M           | 169 Male        | 16:25.4     | 7:28/M      |
| 170             | Nic Zappala            | DG South          | 600           | 0          | M           | 170 Male        | 16:34.8     | 7:32/M      |
| 171             | Francis Balquin        | LW West           | 769           | 0          | M           | 171 Male        | 16:36.0     | 7:33/M      |
| 172             | Tyler Holmes           | Joliet Central    | 668           | 0          | M           | 172 Male        | 16:36.9     | 7:33/M      |
| 173             | Ethan Pehler           | St. Laurence      | 950           | 0          | M           | 173 Male        | 16:39.2     | 7:34/M      |
| 174             | Dontreal Butler        | Illiana Christian | 646           | 0          | M           | 174 Male        | 16:44.1     | 7:36/M      |
| 175             | Johnny Joyce           | LW Central        | 717           | 0          | M           | 175 Male        | 16:47.3     | 7:38/M      |
| 176             | Dante Miller           | Thornwood         | 1019          | 0          | M           | 176 Male        | 16:47.9     | 7:38/M      |
| 177             | Andrew Rohan           | Sandburg          | 911           | 0          | M           | 177 Male        | 16:52.9     | 7:40/M      |
| 178             | Rian Jacquat           | Bolingbrook       | 530           | 0          | M           | 178 Male        | 16:55.5     | 7:41/M      |
| 179             | Jt Boudreau            | Shepard           | 922           | 0          | M           | 179 Male        | 16:56.2     | 7:42/M      |
| 180             | Gary Munoz             | Shepard           | 934           | 0          | M           | 180 Male        | 16:56.7     | 7:42/M      |
| 181             | Alan Ramos             | Thornwood         | 1022          | 0          | M           | 181 Male        | 16:57.2     | 7:42/M      |
| 182             | Manny Quam             | Bremen            | 566           | 0          | M           | 182 Male        | 17:04.3     | 7:45/M      |
| 183             | Kendall Marshall       | Rich South        | 870           | 0          | M           | 183 Male        | 17:04.6     | 7:45/M      |
| 184             | Steven Maya            | LW East           | 755           | 0          | M           | 184 Male        | 17:05.1     | 7:46/M      |
| 185             | Leonardo Montesdeoca   | Stagg             | 973           | 0          | M           | 185 Male        | 17:06.0     | 7:46/M      |
| 186             | Jesse Solis            | St. Laurence      | 953           | 0          | M           | 186 Male        | 17:10.4     | 7:48/M      |
| 187             | Kyle Santore           | DG South          | 588           | 0          | M           | 187 Male        | 17:10.8     | 7:48/M      |
| 188             | Ryan Rice              | Br. Rice          | 543           | 0          | M           | 188 Male        | 17:11.3     | 7:49/M      |

\*Overall place among males only

# JOE MORTIMER FRESH/SOPH XX INVITATIONAL

## Overall Finish List

Race Date  
September 29, 2016

### FRESHMAN BOYS

| <u>Overall*</u> | <u>Name</u>       | <u>Team</u>         | <u>Bib No</u> | <u>Age</u> | <u>Gend</u> | <u>AG Place</u> | <u>Time</u> | <u>Pace</u> |
|-----------------|-------------------|---------------------|---------------|------------|-------------|-----------------|-------------|-------------|
| 189             | Ronny Portis      | Rich South          | 872           | 0          | M           | 189 Male        | 17:17.6     | 7:51/M      |
| 190             | Evan Washburn     | Joliet West         | 697           | 0          | M           | 190 Male        | 17:17.9     | 7:51/M      |
| 191             | Antonio Urbano    | Bremen              | 569           | 0          | M           | 191 Male        | 17:19.3     | 7:52/M      |
| 192             | Ulices Mendoza    | Bremen              | 564           | 0          | M           | 192 Male        | 17:20.8     | 7:53/M      |
| 193             | Snehal Saini      | Joliet West         | 692           | 0          | M           | 193 Male        | 17:21.2     | 7:53/M      |
| 194             | Conlan Angus      | St. Rita            | 955           | 0          | M           | 194 Male        | 17:23.3     | 7:54/M      |
| 195             | Winston Hill      | St. Rita            | 956           | 0          | M           | 195 Male        | 17:27.5     | 7:56/M      |
| 196             | John Putnam       | Bremen              | 565           | 0          | M           | 196 Male        | 17:30.1     | 7:57/M      |
| 197             | Gabe Martinez     | Eisenhower          | 611           | 0          | M           | 197 Male        | 17:37.6     | 8:00/M      |
| 198             | Anthony Wells     | Rich Central        | 867           | 0          | M           | 198 Male        | 17:45.7     | 8:04/M      |
| 199             | Justin Smith      | Rich South          | 873           | 0          | M           | 199 Male        | 17:48.2     | 8:05/M      |
| 200             | Victor Sahagun    | Eisenhower          | 618           | 0          | M           | 200 Male        | 17:59.6     | 8:10/M      |
| 201             | Andrew Scott, Jr. | TF South            | 1023          |            | M           | 201 Male        | 18:00.1     | 8:11/M      |
| 202             | William Pasco     | Bloom               | 521           | 0          | M           | 202 Male        | 18:01.3     | 8:11/M      |
| 203             | Antonio Loaila    | St. Laurence        | 949           | 0          | M           | 203 Male        | 18:02.3     | 8:12/M      |
| 204             | Gilberto Ruiz     | Eisenhower          | 617           | 0          | M           | 204 Male        | 18:11.6     | 8:16/M      |
| 205             | David Quiroz      | Oak Lawn            | 828           | 0          | M           | 205 Male        | 18:17.3     | 8:19/M      |
| 206             | Gavin Burns       | Sandburg            | 887           | 0          | M           | 206 Male        | 18:44.0     | 8:31/M      |
| 207             | Kendall Townsen   | Shepard             | 942           | 0          | M           | 207 Male        | 19:01.2     | 8:39/M      |
| 208             | Raheim Dickerson  | Rich South          | 869           | 0          | M           | 208 Male        | 19:05.0     | 8:40/M      |
| 209             | Connor Raggerty   | St. Rita            | 957           | 0          | M           | 209 Male        | 19:10.7     | 8:43/M      |
| 210             | Ibrahim Zayad     | Tinley Park         | 1011          | 0          | M           | 210 Male        | 19:12.7     | 8:44/M      |
| 211             | Gaspar Vaca       | Andrew              | 510           | 0          | M           | 211 Male        | 19:28.9     | 8:51/M      |
| 212             | Alex Ojeda        | Shepard             | 935           | 0          | M           | 212 Male        | 19:30.4     | 8:52/M      |
| 213             | Jake Handing      | Bremen              | 558           | 0          | M           | 213 Male        | 20:22.2     | 9:15/M      |
| 214             | Sadik Froukh      | Bremen              | 556           | 0          | M           | 214 Male        | 20:46.2     | 9:26/M      |
| 215             | John Rubin        | Shepard             | 938           | 0          | M           | 215 Male        | 20:58.6     | 9:32/M      |
| 216             | Freddy Ortiz      | Joliet West         | 686           | 0          | M           | 216 Male        | 21:02.3     | 9:34/M      |
| 217             | Tristen Porter    | Illiana Christian   | 653           | 0          | M           | 217 Male        | 21:02.6     | 9:34/M      |
| 218             | Michael Marrella  | LW East             | 754           | 0          | M           | 218 Male        | 21:21.4     | 9:42/M      |
| 219             | Nick Psaltakis    | Tinley Park         | 1010          | 0          | M           | 219 Male        | 21:30.2     | 9:46/M      |
| 220             | Charlie Cloughan  | Providence Catholic | 849           | 0          | M           | 220 Male        | 21:37.6     | 9:50/M      |
| 221             | Omar Taha         | Stagg               | 979           | 0          | M           | 221 Male        | 22:15.5     | 10:07/M     |
| 222             | Dominic Peterman  | Joliet Central      | 672           | 0          | M           | 222 Male        | 26:57.6     | 12:15/M     |
| 223             | Damian Aguilar    | Shepard             | 920           | 0          | M           | 223 Male        | 27:02.7     | 12:17/M     |
| 224             | Lawrence Daniels  | Rich Central        | 863           | 0          | M           | 224 Male        | 27:15.0     | 12:23/M     |

\*Overall place among males only

# JOE MORTIMER FRESH/SOPH XX INVITATIONAL

Race Date

September 29, 2016

## Final Team Results

### Boys

#### FRESHMAN BOYS

| <u>Bib No</u>          | <u>Name</u>            | <u>Overall Place</u>       | <u>Cumulative Place</u> | <u>Time</u> | <u>Cumulative Time</u> | <u>Time Back</u> |
|------------------------|------------------------|----------------------------|-------------------------|-------------|------------------------|------------------|
| <b>Team - Sandburg</b> |                        | <b>Finish Position - 1</b> |                         |             |                        |                  |
| Team Score (places):53 |                        | Average Time: 12:39.3      |                         |             |                        |                  |
| 1                      | 896 Ben Giblin         | 4                          | 4                       | 12:17.2     | 12:17.2                | 0:00.0           |
| 2                      | 897 Will Giblin        | 5                          | 9                       | 12:17.5     | 24:34.7                | 0:00.2           |
| 3                      | 903 Ian McGrath        | 6                          | 15                      | 12:34.5     | 37:09.3                | 0:17.3           |
| 4                      | 905 Alex Miller        | 13                         | 28                      | 12:55.4     | 50:04.8                | 0:38.2           |
| 5                      | 893 Tj Cosler          | 25                         | 53                      | 13:12.0     | 1:03:16.8              | 0:54.7           |
| 6                      | 885 Carson Bruce       | (35)                       | (88)                    | 13:32.2     | 1:16:49.0              | 1:15.0           |
| 7                      | 916 Evan Walsh         | (38)                       | (126)                   | 13:36.2     | 1:30:25.3              | 1:18.9           |
| 8                      | 898 Diego Hernandez    | More Than 7                |                         | 13:59.7     | 1:44:25.0              | 1:42.5           |
| 9                      | 904 Mike McKeough      | More Than 7                |                         | 14:55.5     | 1:59:20.6              | 2:38.3           |
| 10                     | 912 Derek Rutkowski    | More Than 7                |                         | 15:01.4     | 2:14:22.0              | 2:44.2           |
| 11                     | 919 Matthew Wilmington | More Than 7                |                         | 15:13.4     | 2:29:35.5              | 2:56.2           |
| 12                     | 914 Jon Slack          | More Than 7                |                         | 15:13.7     | 2:44:49.3              | 2:56.5           |
| 13                     | 907 Matthew Murphy     | More Than 7                |                         | 15:14.3     | 3:00:03.6              | 2:57.1           |
| 14                     | 884 Raghav Bhan        | More Than 7                |                         | 16:01.3     | 3:16:05.0              | 3:44.1           |
| 15                     | 911 Andrew Rohan       | More Than 7                |                         | 16:52.9     | 3:32:58.0              | 4:35.7           |
| 16                     | 887 Gavin Burns        | More Than 7                |                         | 18:44.0     | 3:51:42.1              | 6:26.8           |

#### Team - Lockport

**Finish Position - 2**

Team Score (places):62

Average Time: 12:53.5

|    |                     |             |       |         |           |        |
|----|---------------------|-------------|-------|---------|-----------|--------|
| 1  | 810 Michael Walkosz | 9           | 9     | 12:47.8 | 12:47.8   | 0:00.0 |
| 2  | 790 Ross Cronholm   | 11          | 20    | 12:51.5 | 25:39.4   | 0:03.7 |
| 3  | 784 Mike Barber     | 12          | 32    | 12:54.6 | 38:34.0   | 0:06.7 |
| 4  | 792 Brendan Diamond | 14          | 46    | 12:56.1 | 51:30.2   | 0:08.3 |
| 5  | 796 Jake Hinchley   | 16          | 62    | 12:57.4 | 1:04:27.6 | 0:09.5 |
| 6  | 808 J.j. Sulich     | (29)        | (91)  | 13:26.2 | 1:17:53.9 | 0:38.4 |
| 7  | 795 Aleksai Herrera | (55)        | (146) | 14:03.6 | 1:31:57.5 | 1:15.7 |
| 8  | 785 Nate Bauer      | More Than 7 |       | 14:03.8 | 1:46:01.3 | 1:15.9 |
| 9  | 805 Josh Scholl     | More Than 7 |       | 14:09.1 | 2:00:10.5 | 1:21.3 |
| 10 | 793 Nick Dolci      | More Than 7 |       | 15:40.6 | 2:15:51.2 | 2:52.8 |
| 11 | 787 Jake Brown      | More Than 7 |       | 15:41.6 | 2:31:32.8 | 2:53.7 |
| 12 | 786 Josh Boyd       | More Than 7 |       | 15:42.2 | 2:47:15.0 | 2:54.3 |
| 13 | 799 Tom Jesse       | More Than 7 |       | 16:25.4 | 3:03:40.5 | 3:37.5 |

#### Team - DG South

**Finish Position - 3**

Team Score (places):75

Average Time: 12:53.3

|   |                   |    |    |         |         |        |
|---|-------------------|----|----|---------|---------|--------|
| 1 | 576 John Heneghan | 7  | 7  | 12:36.9 | 12:36.9 | 0:00.0 |
| 2 | 583 John Norris   | 8  | 15 | 12:40.0 | 25:16.9 | 0:03.0 |
| 3 | 573 Tyler Bleau   | 17 | 32 | 12:58.2 | 38:15.1 | 0:21.3 |
| 4 | 591 Canyon Stage  | 21 | 53 | 13:04.8 | 51:20.0 | 0:27.9 |

# JOE MORTIMER FRESH/SOPH XX INVITATIONAL

Race Date

September 29, 2016

## Final Team Results

### Boys

#### FRESHMAN BOYS

| <u>Bib No</u>          | <u>Name</u>         | <u>Overall Place</u>       | <u>Cumulative Place</u> | <u>Time</u> | <u>Cumulative Time</u>       | <u>Time Back</u> |
|------------------------|---------------------|----------------------------|-------------------------|-------------|------------------------------|------------------|
| <b>Team - DG South</b> |                     | <b>Finish Position - 3</b> |                         |             | <b>Average Time: 12:53.3</b> |                  |
| Team Score (places):75 |                     |                            |                         |             |                              |                  |
| 5                      | 590 Ben Skibbe      | 22                         | 75                      | 13:06.5     | 1:04:26.6                    | 0:29.6           |
| 6                      | 585 Caleb Radcliff  | (58)                       | (133)                   | 14:10.1     | 1:18:36.7                    | 1:33.2           |
| 7                      | 595 Erik Wathier    | (62)                       | (195)                   | 14:15.9     | 1:32:52.7                    | 1:39.0           |
| 8                      | 592 Joey Straus     | More Than 7                |                         | 14:26.6     | 1:47:19.4                    | 1:49.7           |
| 9                      | 572 Zachary Bergman | More Than 7                |                         | 14:54.4     | 2:02:13.8                    | 2:17.5           |
| 10                     | 577 Joe Hyzy        | More Than 7                |                         | 14:57.3     | 2:17:11.2                    | 2:20.4           |
| 11                     | 593 Billy Versaskas | More Than 7                |                         | 14:59.9     | 2:32:11.1                    | 2:23.0           |
| 12                     | 581 Carlos Mendez   | More Than 7                |                         | 15:14.7     | 2:47:25.8                    | 2:37.7           |
| 13                     | 599 Jay Wiseman     | More Than 7                |                         | 15:15.9     | 3:02:41.7                    | 2:38.9           |
| 14                     | 594 Pavlo Vovk      | More Than 7                |                         | 15:37.4     | 3:18:19.1                    | 3:00.4           |
| 15                     | 578 Zachary Krauter | More Than 7                |                         | 15:42.5     | 3:34:01.7                    | 3:05.6           |
| 16                     | 571 David Artt      | More Than 7                |                         | 15:56.0     | 3:49:57.7                    | 3:19.0           |
| 17                     | 600 Nic Zappala     | More Than 7                |                         | 16:34.8     | 4:06:32.6                    | 3:57.9           |
| 18                     | 588 Kyle Santore    | More Than 7                |                         | 17:10.8     | 4:23:43.4                    | 4:33.9           |

| <u>Bib No</u>          | <u>Name</u>           | <u>Overall Place</u>       | <u>Cumulative Place</u> | <u>Time</u> | <u>Cumulative Time</u>       | <u>Time Back</u> |
|------------------------|-----------------------|----------------------------|-------------------------|-------------|------------------------------|------------------|
| <b>Team - LW East</b>  |                       | <b>Finish Position - 4</b> |                         |             | <b>Average Time: 12:48.5</b> |                  |
| Team Score (places):86 |                       |                            |                         |             |                              |                  |
| 1                      | 742 Brett Gardner     | 1                          | 1                       | 11:32.2     | 11:32.2                      | 0:00.0           |
| 2                      | 756 Ryan McCoy        | 10                         | 11                      | 12:49.3     | 24:21.6                      | 1:17.0           |
| 3                      | 757 Ryan McEldowney   | 19                         | 30                      | 13:01.5     | 37:23.1                      | 1:29.2           |
| 4                      | 749 Cameron Kavanaugh | 24                         | 54                      | 13:10.9     | 50:34.1                      | 1:38.6           |
| 5                      | 767 Benjamin Zinsky   | 32                         | 86                      | 13:28.6     | 1:04:02.7                    | 1:56.3           |
| 6                      | 731 Andrew Cook       | (45)                       | (131)                   | 13:45.5     | 1:17:48.3                    | 2:13.2           |
| 7                      | 759 Joseph Pasyk      | (47)                       | (178)                   | 13:47.0     | 1:31:35.3                    | 2:14.7           |
| 8                      | 761 Joel Ravetto      | More Than 7                |                         | 14:08.2     | 1:45:43.6                    | 2:35.9           |
| 9                      | 752 Ethan Lewandowski | More Than 7                |                         | 14:20.7     | 2:00:04.3                    | 2:48.4           |
| 10                     | 735 Alex Desjardins   | More Than 7                |                         | 14:47.4     | 2:14:51.7                    | 3:15.1           |
| 11                     | 730 Michael Clarkin   | More Than 7                |                         | 15:00.9     | 2:29:52.6                    | 3:28.6           |
| 12                     | 751 Justin Kwiecinski | More Than 7                |                         | 15:09.3     | 2:45:01.9                    | 3:37.0           |
| 13                     | 748 Ryan Juskie       | More Than 7                |                         | 15:24.9     | 3:00:26.9                    | 3:52.7           |
| 14                     | 733 Daniel Decero     | More Than 7                |                         | 15:25.3     | 3:15:52.3                    | 3:53.0           |
| 15                     | 732 Elijah Davis      | More Than 7                |                         | 15:34.3     | 3:31:26.6                    | 4:02.0           |
| 16                     | 741 Jake Freund       | More Than 7                |                         | 15:44.5     | 3:47:11.1                    | 4:12.2           |
| 17                     | 740 Seth Foerster     | More Than 7                |                         | 15:45.0     | 4:02:56.2                    | 4:12.7           |
| 18                     | 736 Henry Dilger      | More Than 7                |                         | 16:10.2     | 4:19:06.4                    | 4:37.9           |
| 19                     | 734 Emerson Dell      | More Than 7                |                         | 16:14.5     | 4:35:21.0                    | 4:42.2           |
| 20                     | 745 Gabriel Haberling | More Than 7                |                         | 16:24.1     | 4:51:45.1                    | 4:51.8           |
| 21                     | 755 Steven Maya       | More Than 7                |                         | 17:05.1     | 5:08:50.3                    | 5:32.8           |
| 22                     | 754 Michael Marrella  | More Than 7                |                         | 21:21.4     | 5:30:11.8                    | 9:49.2           |

# St. Charles North Invitational - Varsity Boys

## at Leroy Oakes Forest Preserve

### October 1, 2016

58 degrees, cloudy  
Results by RealTiming Inc.

| PLACE | TEAM                 | POINTS | PLACES | OF  | FINISHERS |     |     |     | AVG. TIME | SPREAD  |        |
|-------|----------------------|--------|--------|-----|-----------|-----|-----|-----|-----------|---------|--------|
| 1     | Marmion Academy      | 85     | 4      | 5   | 12        | 25  | 39  | 50  | 54        | 15:40.7 | 0:57.7 |
| 2     | Wheat-Warrenville So | 86     | 6      | 15  | 16        | 21  | 28  | 41  | 43        | 15:43.3 | 0:37.0 |
| 3     | Geneva               | 94     | 3      | 10  | 17        | 19  | 45  | 53  | 96        | 15:43.2 | 1:09.2 |
| 4     | St. Charles East     | 115    | 8      | 14  | 20        | 33  | 40  | 61  | 76        | 15:51.0 | 0:48.3 |
| 5     | Batavia              | 138    | 18     | 23  | 29        | 32  | 36  | 52  | 117       | 16:00.8 | 0:20.2 |
| 6     | New Trier            | 155    | 13     | 22  | 31        | 38  | 51  | 77  | 83        | 16:01.5 | 0:50.1 |
| 7     | Jones College Prep   | 181    | 24     | 27  | 37        | 44  | 49  | 59  | 66        | 16:11.5 | 0:23.1 |
| 8     | Waubonsie Valley     | 201    | 11     | 34  | 35        | 46  | 75  | 85  | 103       | 16:11.7 | 1:14.8 |
| 9     | Prairie Ridge        | 235    | 1      | 7   | 56        | 78  | 93  | 100 | 109       | 16:10.3 | 1:58.5 |
| 10    | Jacobs               | 276    | 9      | 26  | 67        | 84  | 90  | 94  | 105       | 16:24.5 | 1:32.0 |
| 11    | Metea Valley         | 313    | 2      | 63  | 65        | 79  | 104 | 108 | 126       | 16:28.1 | 2:05.4 |
| 12    | Burlington Central   | 345    | 30     | 42  | 57        | 98  | 118 | 121 | 132       | 16:40.7 | 1:20.4 |
| 13    | Glenbard North       | 365    | 62     | 64  | 72        | 80  | 87  | 88  | 99        | 16:45.0 | 0:21.3 |
| 14*   | Naperville Central   | 380    | 58     | 68  | 73        | 89  | 92  | 97  | 113       | 16:47.6 | 0:29.0 |
| 15*   | St. Charles North    | 380    | 55     | 70  | 71        | 82  | 102 | 115 | 130       | 16:48.5 | 0:40.2 |
| 16    | South Elgin          | 409    | 60     | 69  | 74        | 95  | 111 | 112 | 127       | 16:51.9 | 0:40.7 |
| 17    | Sandburg             | 423    | 47     | 48  | 81        | 119 | 128 | 131 |           | 16:56.4 | 1:15.9 |
| 18    | Huntley              | 566    | 86     | 101 | 110       | 134 | 135 | 136 | 149       | 17:25.3 | 0:59.7 |
| 19    | Benet Academy        | 574    | 91     | 114 | 120       | 124 | 125 | 139 | 144       | 17:23.2 | 0:34.9 |
| 20    | Addison Trail        | 621    | 107    | 122 | 123       | 129 | 140 |     |           | 17:37.4 | 0:58.4 |
| 21    | Streamwood           | 633    | 106    | 116 | 133       | 137 | 141 | 145 | 146       | 17:43.7 | 0:59.4 |
| 22    | Lemont               | 718    | 138    | 142 | 143       | 147 | 148 |     |           | 19:07.5 | 2:13.6 |

\* tie broken by best sixth runner

| PLACE | SCORE | TEAM                  | FINISHER | TIME                 | TEAM |
|-------|-------|-----------------------|----------|----------------------|------|
| 1     | 1     | Filip Pajak, Sr       | 15:02.5  | Prairie Ridge        |      |
| 2     | 2     | Ralph Papa, Jr        | 15:06.4  | Metea Valley         |      |
| 3     | 3     | Josh Rodgers, So      | 15:13.6  | Geneva               |      |
| 4     | 4     | Michael Ronzone, Jr   | 15:14.7  | Marmion Academy      |      |
| 5     | 5     | Charlie Zimmer, Sr    | 15:21.9  | Marmion Academy      |      |
| 6     | 6     | Aleksei Sorokin, Sr   | 15:25.9  | Wheat-Warrenville So |      |
| 7     | 7     | Michael Ostrow, Sr    | 15:27.1  | Prairie Ridge        |      |
| 8     | 8     | Jake Beno, Sr         | 15:27.1  | St. Charles East     |      |
| 9     | 9     | Zachary Albrecht, So  | 15:28.4  | Jacobs               |      |
| 10    | 10    | Ryan Kredell, So      | 15:29.4  | Geneva               |      |
| 11    | 11    | Christian Freitag, Sr | 15:32.0  | Waubonsie Valley     |      |
| 12    | 12    | Sean Galle, Jr        | 15:33.9  | Marmion Academy      |      |
| 13    | 13    | Patrick Norrick, Jr   | 15:34.4  | New Trier            |      |
| 14    | 14    | Cole Adesso, Jr       | 15:35.1  | St. Charles East     |      |
| 15    | 15    | Scott Maison, So      | 15:36.9  | Wheat-Warrenville So |      |
| 16    | 16    | Sean Maison, So       | 15:39.0  | Wheat-Warrenville So |      |
| 17    | 17    | Brian Kuehl, Sr       | 15:41.1  | Geneva               |      |
| 18    | 18    | Sean Adams, Jr        | 15:48.6  | Batavia              |      |
| 19    | 19    | Tyler Dau, Sr         | 15:49.0  | Geneva               |      |
| 20    | 20    | Anthony Zilla, Sr     | 15:50.2  | St. Charles East     |      |
| 21    | 21    | John Keys, Jr         | 15:51.8  | Wheat-Warrenville So |      |

|    |    |                       |         |                      |
|----|----|-----------------------|---------|----------------------|
| 22 | 22 | Matt Roge, Sr         | 15:52.8 | New Trier            |
| 23 | 23 | Shane Knanishu, Jr    | 15:56.2 | Batavia              |
| 24 | 24 | Arthur Santoro, Sr    | 16:00.0 | Jones College Prep   |
| 25 | 25 | Andrew Lifka, Sr      | 16:00.5 | Marmion Academy      |
| 26 | 26 | Garrett Brenizer, Sr  | 16:02.7 | Jacobs               |
| 27 | 27 | Ian Bacon, Fr         | 16:02.7 | Jones College Prep   |
| 28 | 28 | Kyle Thompson, Sr     | 16:02.9 | Wheat-Warrenville So |
| 29 | 29 | Jack Gillerlain, Jr   | 16:03.5 | Batavia              |
| 30 | 30 | Josh Teets, Sr        | 16:03.9 | Burlington Central   |
| 31 | 31 | Kiran Baakkonen, Jr   | 16:05.2 | New Trier            |
| 32 | 32 | Adam Kennedy, Fr      | 16:06.9 | Batavia              |
| 33 | 33 | Aidan King, Fr        | 16:07.1 | St. Charles East     |
| 34 | 34 | Austin Rader, Sr      | 16:08.0 | Waubonsie Valley     |
| 35 | 35 | Carlos Cabrera, Sr    | 16:08.7 | Waubonsie Valley     |
| 36 | 36 | Damian Rodriguez, Fr  | 16:08.8 | Batavia              |
| 37 | 37 | Christian Reyes, Jr   | 16:10.4 | Jones College Prep   |
| 38 | 38 | Ryan Struckman, Jr    | 16:10.5 | New Trier            |
| 39 | 39 | Jake Harron, So       | 16:12.4 | Marmion Academy      |
| 40 | 40 | Campbell Koch, Jr     | 16:15.4 | St. Charles East     |
| 41 | 41 | Dylan Kropp, Sr       | 16:15.8 | Wheat-Warrenville So |
| 42 | 42 | Tate Henrikson, Sr    | 16:16.6 | Burlington Central   |
| 43 | 43 | Joseph Kratz, Sr      | 16:18.9 | Wheat-Warrenville So |
| 44 | 44 | Zach Benes, Sr        | 16:21.2 | Jones College Prep   |
| 45 | 45 | Scott Creger, Sr      | 16:22.8 | Geneva               |
| 46 | 46 | Wes York, Jr          | 16:22.9 | Waubonsie Valley     |
| 47 | 47 | Ben Cachares, Sr      | 16:22.9 | Sandburg             |
| 48 | 48 | Xander Furmanek, Jr   | 16:23.0 | Sandburg             |
| 49 | 49 | Eric Wong, Sr         | 16:23.0 | Jones College Prep   |
| 50 | 50 | Jimmy Milder, Sr      | 16:24.0 | Marmion Academy      |
| 51 | 51 | Owen Eskandari, Jr    | 16:24.5 | New Trier            |
| 52 | 52 | James Imundo, Sr      | 16:26.7 | Batavia              |
| 53 | 53 | Cole Montgomery, Jr   | 16:28.2 | Geneva               |
| 54 | 54 | Jack Brewster, So     | 16:28.4 | Marmion Academy      |
| 55 | 55 | Brett Lee, Sr         | 16:30.3 | St. Charles North    |
| 56 | 56 | James Lasak, Jr       | 16:31.3 | Prairie Ridge        |
| 57 | 57 | Anthony Farmer, Fr    | 16:31.7 | Burlington Central   |
| 58 | 58 | Mason Redpath, Sr     | 16:31.9 | Naperville Central   |
| 59 | 59 | Jeremy Brown, Jr      | 16:33.2 | Jones College Prep   |
| 60 | 60 | Jace Warrick, So      | 16:34.2 | South Elgin          |
| 61 | 61 | Rohan Patel, Jr       | 16:34.3 | St. Charles East     |
| 62 | 62 | Matthew Solucha, So   | 16:35.2 | Glenbard North       |
| 63 | 63 | Charles Schafer, Jr   | 16:35.7 | Metea Valley         |
| 64 | 64 | Marat Schatz, So      | 16:36.6 | Glenbard North       |
| 65 | 65 | Eshan Dhar, Jr        | 16:37.0 | Metea Valley         |
| 66 | 66 | Nicholas Rappe, Jr    | 16:38.1 | Jones College Prep   |
| 67 | 67 | Jacob Melgosa, Jr     | 16:38.6 | Jacobs               |
| 68 | 68 | Luke Laboe, Jr        | 16:38.9 | Naperville Central   |
| 69 | 69 | Hector Rodriguez, Jr  | 16:39.3 | South Elgin          |
| 70 | 70 | Bo Ruttens, Jr        | 16:45.2 | St. Charles North    |
| 71 | 71 | Luke Sutherland, Sr   | 16:45.8 | St. Charles North    |
| 72 | 72 | Ryan Czaja, Jr        | 16:46.1 | Glenbard North       |
| 73 | 73 | Nick Bobb, Sr         | 16:46.3 | Naperville Central   |
| 74 | 74 | Jacob Harris, Sr      | 16:46.4 | South Elgin          |
| 75 | 75 | Matt Klaus, Sr        | 16:46.8 | Waubonsie Valley     |
| 76 | 76 | Thomas Olenek, Sr     | 16:46.8 | St. Charles East     |
| 77 | 77 | John Izzo, Jr         | 16:47.8 | New Trier            |
| 78 | 78 | David Tulke, Sr       | 16:49.8 | Prairie Ridge        |
| 79 | 79 | Michael Varzino, So   | 16:50.0 | Metea Valley         |
| 80 | 80 | Omar Solorio, So      | 16:50.6 | Glenbard North       |
| 81 | 81 | Nick Gonsch, Jr       | 16:50.6 | Sandburg             |
| 82 | 82 | Timothy Leal, Sr      | 16:50.9 | St. Charles North    |
| 83 | 83 | Ben Parkhill, Jr      | 16:52.2 | New Trier            |
| 84 | 84 | Brandon Cole, So      | 16:52.4 | Jacobs               |
| 85 | 85 | Girard Sweeney, Sr    | 16:54.6 | Waubonsie Valley     |
| 86 | 86 | Brennan Lighthall, Jr | 16:55.5 | Huntley              |



|     |     |                          |         |                    |
|-----|-----|--------------------------|---------|--------------------|
| 87  | 87  | Thomas Beckler, Sr       | 16:56.5 | Glenbard North     |
| 88  | 88  | Michael Deegan, Jr       | 16:59.2 | Glenbard North     |
| 89  | 89  | Patrick Blazek, Jr       | 17:00.1 | Naperville Central |
| 90  | 90  | Lorenz Sapanhila, Jr     | 17:00.4 | Jacobs             |
| 91  | 91  | Will Forman, So          | 17:00.5 | Benet Academy      |
| 92  | 92  | Trever Moore, Sr         | 17:00.8 | Naperville Central |
| 93  | 93  | Kyle Sargeant, Jr        | 17:01.0 | Prairie Ridge      |
| 94  | 94  | Brett Bognar, So         | 17:03.1 | Jacobs             |
| 95  | 95  | Jackson Mainellis, Sr    | 17:04.8 | South Elgin        |
| 96  | 96  | Aidan Carr - Clennon, Jr | 17:05.2 | Geneva             |
| 97  | 97  | Neil Mueller, Sr         | 17:06.6 | Naperville Central |
| 98  | 98  | Jack Hartmann, So        | 17:07.0 | Burlington Central |
| 99  |     | Brandon Kim, Jr          | 17:07.3 | Bartlett           |
| 100 | 99  | Noah Baran, Sr           | 17:08.0 | Glenbard North     |
| 101 | 100 | Ryan Figgins, Jr         | 17:09.7 | Prairie Ridge      |
| 102 | 101 | Mitch Johnson, Sr        | 17:10.2 | Huntley            |
| 103 | 102 | Jacob Estlund, Jr        | 17:10.4 | St. Charles North  |
| 104 | 103 | Alex Hayden, Sr          | 17:10.9 | Waubonsie Valley   |
| 105 | 104 | Rowan Quirk, Sr          | 17:11.7 | Metea Valley       |
| 106 | 105 | Mark Lemke, So           | 17:11.9 | Jacobs             |
| 107 | 106 | Ricardo Villarreal, Sr   | 17:11.9 | Streamwood         |
| 108 | 107 | Danny Bueno, Jr          | 17:12.6 | Addison Trail      |
| 109 | 108 | Dhiren Rajmohan, Sr      | 17:13.3 | Metea Valley       |
| 110 | 109 | Brian Dorn, Sr           | 17:13.4 | Prairie Ridge      |
| 111 | 110 | Josh Segura, Jr          | 17:14.1 | Huntley            |
| 112 |     | Nathan Smith, Jr         | 17:14.5 | Bartlett           |
| 113 | 111 | Owen Sirridge, Jr        | 17:14.9 | South Elgin        |
| 114 | 112 | Brady Tolva, Jr          | 17:15.9 | South Elgin        |
| 115 | 113 | Parker Rankin, Jr        | 17:19.5 | Naperville Central |
| 116 | 114 | Michael Welsh, Sr        | 17:19.8 | Benet Academy      |
| 117 | 115 | Kieran Murphy, Jr        | 17:21.5 | St. Charles North  |
| 118 | 116 | Carlos Ramirez, So       | 17:21.6 | Streamwood         |
| 119 | 117 | Keaton Keller, Sr        | 17:24.1 | Batavia            |
| 120 | 118 | Gio Martinez, Fr         | 17:24.2 | Burlington Central |
| 121 | 119 | Ryan Wagner, Jr          | 17:26.7 | Sandburg           |
| 122 | 120 | Thomas Diehl, So         | 17:27.4 | Benet Academy      |
| 123 | 121 | Mitchell Roedel, Sr      | 17:30.3 | Burlington Central |
| 124 | 122 | Luis Vargas, Jr          | 17:30.9 | Addison Trail      |
| 125 | 123 | Ricardo Arreguin, So     | 17:31.2 | Addison Trail      |
| 126 | 124 | Teddy Evans, Sr          | 17:33.0 | Benet Academy      |
| 127 | 125 | Connor Towne, Sr         | 17:35.3 | Benet Academy      |
| 128 | 126 | Benjamin Hus, Jr         | 17:36.4 | Metea Valley       |
| 129 | 127 | Owen Vajarsky, Sr        | 17:37.2 | South Elgin        |
| 130 | 128 | Danny Papan, Sr          | 17:38.7 | Sandburg           |
| 131 | 129 | Demetrio Cervantes, Sr   | 17:41.3 | Addison Trail      |
| 132 | 130 | Luke Zanis, Sr           | 17:42.3 | St. Charles North  |
| 133 | 131 | Brendan Duffy, Jr        | 17:43.3 | Sandburg           |
| 134 | 132 | Jack Zettl, Jr           | 17:49.6 | Burlington Central |
| 135 | 133 | Fernando Viveros, Jr     | 17:51.0 | Streamwood         |
| 136 | 134 | Brady Cairns, Sr         | 17:51.4 | Huntley            |
| 137 | 135 | Christian Apilan, Sr     | 17:55.2 | Huntley            |
| 138 |     | Andrew Matuszewski, Jr   | 17:56.7 | Bartlett           |
| 139 | 136 | Derek Zimmerman, Jr      | 18:01.1 | Huntley            |
| 140 | 137 | Isaac Rodriguez, Sr      | 18:02.6 | Streamwood         |
| 141 | 138 | Ryan Freitag, Jr         | 18:06.8 | Lemont             |
| 142 | 139 | Jason Harrold, Sr        | 18:07.8 | Benet Academy      |
| 143 | 140 | Nick Czorniak, Jr        | 18:11.0 | Addison Trail      |
| 144 | 141 | Marcos Villarreal, So    | 18:11.3 | Streamwood         |
| 145 |     | Andrew Pelster, Sr       | 18:38.5 | Bartlett           |
| 146 | 142 | Adam Scribano, Sr        | 18:49.5 | Lemont             |
| 147 | 143 | Kyle Schickel, Fr        | 19:01.8 | Lemont             |
| 148 | 144 | Patrick Engels, Sr       | 19:02.1 | Benet Academy      |
| 149 | 145 | Andrew Stallings, So     | 19:07.6 | Streamwood         |
| 150 | 146 | Caleb Inorio, Sr         | 19:12.3 | Streamwood         |
| 151 | 147 | Matt Freese, Jr          | 19:19.3 | Lemont             |

# St. Charles North Invitational - Freshmen/Sophomore Boys

at Leroy Oakes Forest Preserve

October 1, 2016

58 degrees, cloudy  
Results by RealTiming Inc.

| PLACE | TEAM                 | POINTS | PLACES OF FINISHERS |     |     |     |     |     |     | AVG. TIME | SPREAD |
|-------|----------------------|--------|---------------------|-----|-----|-----|-----|-----|-----|-----------|--------|
| 1     | Naperville Central   | 64     | 5                   | 11  | 12  | 17  | 19  | 21  | 41  | 16:40.2   | 0:21.0 |
| 2     | Batavia              | 94     | 3                   | 7   | 10  | 35  | 39  | 40  | 43  | 16:47.0   | 0:48.9 |
| 3     | New Trier            | 133    | 15                  | 16  | 20  | 37  | 45  | 49  | 51  | 16:57.2   | 0:34.8 |
| 4     | St. Charles North    | 136    | 18                  | 22  | 23  | 25  | 48  | 50  | 84  | 16:59.8   | 0:29.2 |
| 5     | St. Charles East     | 158    | 4                   | 8   | 30  | 55  | 61  | 62  | 94  | 17:00.1   | 0:58.7 |
| 6     | Jones College Prep   | 184    | 14                  | 24  | 26  | 54  | 66  | 116 | 129 | 17:06.6   | 0:54.6 |
| 7     | Wheat-Warrenville So | 188    | 1                   | 42  | 46  | 47  | 52  | 59  | 88  | 17:03.6   | 1:17.2 |
| 8     | Waubonsie Valley     | 229    | 9                   | 29  | 36  | 74  | 81  | 85  | 91  | 17:14.6   | 1:08.2 |
| 9     | Huntley              | 243    | 32                  | 34  | 38  | 64  | 75  | 78  | 90  | 17:19.7   | 0:30.6 |
| 10    | Sandburg             | 256    | 27                  | 28  | 58  | 71  | 72  | 89  | 92  | 17:21.4   | 0:35.6 |
| 11    | Bartlett             | 272    | 2                   | 57  | 63  | 73  | 77  | 86  | 120 | 17:15.7   | 1:34.9 |
| 12    | Geneva               | 295    | 13                  | 33  | 79  | 83  | 87  | 93  | 131 | 17:24.1   | 1:08.6 |
| 13    | Metea Valley         | 344    | 60                  | 65  | 67  | 70  | 82  | 98  | 101 | 17:34.8   | 0:18.3 |
| 14    | Marmion Academy      | 368    | 6                   | 31  | 104 | 113 | 114 | 115 | 118 | 17:53.0   | 2:15.2 |
| 15    | South Elgin          | 422    | 56                  | 69  | 76  | 109 | 112 | 117 | 125 | 18:00.4   | 1:19.3 |
| 16    | Jacobs               | 440    | 44                  | 96  | 97  | 100 | 103 | 119 | 123 | 17:56.0   | 0:56.8 |
| 17    | Benet Academy        | 498    | 80                  | 99  | 105 | 106 | 108 | 111 | 128 | 18:12.6   | 0:45.1 |
| 18    | Glenbard North       | 510    | 53                  | 102 | 110 | 121 | 124 | 126 | 132 | 18:33.8   | 2:05.7 |
| 19    | Burlington Central   | 519    | 68                  | 95  | 107 | 122 | 127 | 130 | 137 | 18:37.0   | 2:06.7 |
| 20    | Addison Trail        | 676    | 133                 | 134 | 135 | 136 | 138 | 139 |     | 23:15.3   | 2:25.4 |

| PLACE | TEAM | SCORE                   | FINISHER | TIME                 | TEAM |
|-------|------|-------------------------|----------|----------------------|------|
| 1     | 1    | William Hauenstein, Fr  | 16:04.5  | Wheat-Warrenville So |      |
| 2     | 2    | Angelo Peters, So       | 16:05.5  | Bartlett             |      |
| 3     | 3    | Joseph Knanishu, Fr     | 16:23.4  | Batavia              |      |
| 4     | 4    | Bennett Melone, So      | 16:29.1  | St. Charles East     |      |
| 5     | 5    | Tyler Evans, So         | 16:30.7  | Naperville Central   |      |
| 6     | 6    | Alex Carlson, Fr        | 16:31.5  | Marmion Academy      |      |
| 7     | 7    | Ben Barranco, So        | 16:34.0  | Batavia              |      |
| 8     | 8    | Robert Liking, Fr       | 16:34.9  | St. Charles East     |      |
| 9     | 9    | Wes Beitler, Fr         | 16:35.4  | Waubonsie Valley     |      |
| 10    | 10   | Reid Coyle, So          | 16:35.8  | Batavia              |      |
| 11    | 11   | Jack Moccio, Fr         | 16:35.9  | Naperville Central   |      |
| 12    | 12   | Nethan Ramachandran, Fr | 16:36.8  | Naperville Central   |      |
| 13    | 13   | Valdis Slokenbergs, Fr  | 16:38.4  | Geneva               |      |
| 14    | 14   | A J Fundator, So        | 16:39.3  | Jones College Prep   |      |
| 15    | 15   | Ford Baker, So          | 16:42.2  | New Trier            |      |
| 16    | 16   | Luke Wisner, So         | 16:43.6  | New Trier            |      |
| 17    | 17   | Aaron Benson, So        | 16:46.0  | Naperville Central   |      |
| 18    | 18   | Ben Cook, Fr            | 16:50.3  | St. Charles North    |      |
| 19    | 19   | Jack Mc Cowin, So       | 16:51.6  | Naperville Central   |      |
| 20    | 20   | Charlie Forbes, So      | 16:52.1  | New Trier            |      |
| 21    | 21   | Patrick Spisak, Fr      | 16:53.8  | Naperville Central   |      |
| 22    | 22   | Jack Dorrance, So       | 16:55.1  | St. Charles North    |      |

|    |    |                         |         |                      |
|----|----|-------------------------|---------|----------------------|
| 23 | 23 | Ryan Arnold, Fr         | 16:55.2 | St. Charles North    |
| 24 | 24 | Michael Villa, So       | 16:58.0 | Jones College Prep   |
| 25 | 25 | Lorenzo Dripps, So      | 16:59.1 | St. Charles North    |
| 26 | 26 | Ryan DeSantis, Fr       | 16:59.2 | Jones College Prep   |
| 27 | 27 | Peter Bukiri, So        | 17:02.3 | Sandburg             |
| 28 | 28 | John Cunningham, So     | 17:03.2 | Sandburg             |
| 29 | 29 | Jake Saindon, So        | 17:04.6 | Waubonsie Valley     |
| 30 | 30 | Michael Larry, So       | 17:05.6 | St. Charles East     |
| 31 | 31 | Keoni English, So       | 17:06.2 | Marmion Academy      |
| 32 | 32 | Dillon Cherwin, So      | 17:08.4 | Huntley              |
| 33 | 33 | Joe Tegge, Fr           | 17:09.1 | Geneva               |
| 34 | 34 | Brice Klepfer, Fr       | 17:09.6 | Huntley              |
| 35 | 35 | Christopher Lynch, Fr   | 17:09.6 | Batavia              |
| 36 | 36 | Alex Barenbrugge, So    | 17:10.9 | Waubonsie Valley     |
| 37 | 37 | Aiden Raymond, So       | 17:11.0 | New Trier            |
| 38 | 38 | Shaaf Iqbal, So         | 17:12.0 | Huntley              |
| 39 | 39 | Christopher Levario, So | 17:12.3 | Batavia              |
| 40 | 40 | Eamon Samsami, Fr       | 17:13.0 | Batavia              |
| 41 | 41 | Chris Wilson, So        | 17:13.5 | Naperville Central   |
| 42 | 42 | Jack James, Fr          | 17:14.5 | Wheat-Warrenville So |
| 43 | 43 | Cameron Evans, Fr       | 17:14.8 | Batavia              |
| 44 | 44 | Ezequiel Valdez, Fr     | 17:16.9 | Jacobs               |
| 45 | 45 | Sam Ufford, So          | 17:17.0 | New Trier            |
| 46 | 46 | Jacob Kluckhohn, Fr     | 17:18.2 | Wheat-Warrenville So |
| 47 | 47 | Matthew Rice, So        | 17:19.2 | Wheat-Warrenville So |
| 48 | 48 | Hunter Bletz, So        | 17:19.5 | St. Charles North    |
| 49 | 49 | Graeme Lane, So         | 17:20.5 | New Trier            |
| 50 | 50 | Luke Boehm, So          | 17:21.0 | St. Charles North    |
| 51 | 51 | Sawyer Martini, So      | 17:21.4 | New Trier            |
| 52 | 52 | Joseph Franke, Fr       | 17:21.7 | Wheat-Warrenville So |
| 53 | 53 | Ryan Treanor, Fr        | 17:21.8 | Glenbard North       |
| 54 | 54 | Jeremy Yakes, So        | 17:22.9 | Jones College Prep   |
| 55 | 55 | Mitch Gansemer, So      | 17:23.0 | St. Charles East     |
| 56 |    | Alan Wandke, Fr         | 17:23.4 | Naperville Central   |
| 57 | 56 | Ryan Harvey, Fr         | 17:25.2 | South Elgin          |
| 58 | 57 | Luke Jennes, Fr         | 17:25.2 | Bartlett             |
| 59 | 58 | Mile Apellido, So       | 17:25.5 | Sandburg             |
| 60 | 59 | David Zeller, Fr        | 17:26.0 | Wheat-Warrenville So |
| 61 | 60 | Adhi Karthik, So        | 17:26.1 | Metea Valley         |
| 62 | 61 | Jonathan Olenek, Fr     | 17:27.7 | St. Charles East     |
| 63 | 62 | Jeremiah Wilson, So     | 17:29.0 | St. Charles East     |
| 64 | 63 | Sam Jennes, Fr          | 17:29.0 | Bartlett             |
| 65 | 64 | Marcus Herrington, So   | 17:29.8 | Huntley              |
| 66 | 65 | Kenny Blazer, So        | 17:31.1 | Metea Valley         |
| 67 | 66 | Noah Fitch, So          | 17:33.8 | Jones College Prep   |
| 68 | 67 | Ryan Malloy, Fr         | 17:35.5 | Metea Valley         |
| 69 | 68 | Charlie Domagalski, So  | 17:36.6 | Burlington Central   |
| 70 | 69 | Shane McBride, So       | 17:36.7 | South Elgin          |
| 71 | 70 | Michael Sakowicz, Fr    | 17:37.1 | Metea Valley         |
| 72 | 71 | Will Giblin, Fr         | 17:37.8 | Sandburg             |
| 73 | 72 | Ben Giblin, Fr          | 17:37.8 | Sandburg             |
| 74 | 73 | Jonathan Jasso, Fr      | 17:38.6 | Bartlett             |
| 75 | 74 | John Caron, So          | 17:38.8 | Waubonsie Valley     |
| 76 | 75 | Zach Rojek, So          | 17:38.9 | Huntley              |
| 77 | 76 | David Galanes, Fr       | 17:39.4 | South Elgin          |
| 78 | 77 | Alan Michalek, So       | 17:40.4 | Bartlett             |
| 79 | 78 | Jimmy Ozzauto, Fr       | 17:41.1 | Huntley              |
| 80 | 79 | Eric Palmquist, Fr      | 17:41.8 | Geneva               |
| 81 | 80 | Jonas Jodwalis, Fr      | 17:42.9 | Benet Academy        |
| 82 | 81 | Cam Schiro, So          | 17:43.5 | Waubonsie Valley     |
| 83 |    | Walter Schmidt, So      | 17:43.9 | Naperville Central   |
| 84 |    | Andrew Williams, So     | 17:44.3 | Naperville Central   |
| 85 | 82 | John Burns, Fr          | 17:44.4 | Metea Valley         |
| 86 | 83 | Xander Thomson, Fr      | 17:44.4 | Geneva               |
| 87 | 84 | Kaden Kirby, Fr         | 17:45.2 | St. Charles North    |

|     |     |                        |         |                      |
|-----|-----|------------------------|---------|----------------------|
| 88  | 85  | Jackson Bukala, Fr     | 17:45.5 | Waubonsie Valley     |
| 89  |     | Nicolas Gutierrez, So  | 17:45.9 | St. Charles North    |
| 90  | 86  | Patrick Stephen, So    | 17:46.9 | Bartlett             |
| 91  | 87  | Kellen Cesarone, So    | 17:47.0 | Geneva               |
| 92  | 88  | Jared Peaslee, Fr      | 17:47.6 | Wheat-Warrenville So |
| 93  | 89  | Ian McGrath, Fr        | 17:48.1 | Sandburg             |
| 94  | 90  | Hunter Dawson, Fr      | 17:49.3 | Huntley              |
| 95  | 91  | Mihir Rao, So          | 17:49.7 | Waubonsie Valley     |
| 96  | 92  | Ben Walter, So         | 17:50.7 | Sandburg             |
| 97  |     | Jackson Mize, Fr       | 17:54.8 | Naperville Central   |
| 98  |     | Dylan Nicosia, So      | 17:55.7 | Huntley              |
| 99  | 93  | Aaron Dewey, Fr        | 17:56.1 | Geneva               |
| 100 | 94  | Ayumu Seiya, So        | 17:58.6 | St. Charles East     |
| 101 | 95  | Tyler Gerke, So        | 17:59.8 | Burlington Central   |
| 102 | 96  | Justin Lorenz, So      | 18:00.9 | Jacobs               |
| 103 | 97  | Colin Brenizer, Fr     | 18:01.8 | Jacobs               |
| 104 |     | Connor Nelis, So       | 18:03.8 | St. Charles North    |
| 105 | 98  | Randall Kohout, Fr     | 18:03.8 | Metea Valley         |
| 106 | 99  | Jeff Gaydos, So        | 18:05.8 | Benet Academy        |
| 107 |     | Alex Miller, Fr        | 18:05.9 | Sandburg             |
| 108 | 100 | Trevor Petrin, Fr      | 18:06.5 | Jacobs               |
| 109 |     | Ryan Hamilton, Fr      | 18:06.5 | Batavia              |
| 110 |     | Evan Bruner, Fr        | 18:07.1 | Waubonsie Valley     |
| 111 | 101 | Alexander Roe, So      | 18:09.0 | Metea Valley         |
| 112 |     | Jacob Frederick, So    | 18:09.8 | Naperville Central   |
| 113 |     | Patrick Obernesser, Fr | 18:10.9 | St. Charles North    |
| 114 |     | Shravan Arun, So       | 18:11.5 | Metea Valley         |
| 115 |     | Ryan Schlesinger, Fr   | 18:13.1 | Metea Valley         |
| 116 | 102 | Haren Patel, So        | 18:13.4 | Glenbard North       |
| 117 | 103 | Evan Ludlum, So        | 18:13.7 | Jacobs               |
| 118 | 104 | Benjamin Okolita, Fr   | 18:15.0 | Marmion Academy      |
| 119 |     | Toby Strader, Fr       | 18:15.3 | St. Charles North    |
| 120 |     | Vinny Adamo, Fr        | 18:15.9 | Naperville Central   |
| 121 |     | Robert Szivak, Fr      | 18:16.8 | Waubonsie Valley     |
| 122 |     | Connor Gallagher, So   | 18:16.9 | Naperville Central   |
| 123 |     | Randy Apter, So        | 18:17.8 | Sandburg             |
| 124 |     | Huzefa Tawawalla, So   | 18:18.5 | Waubonsie Valley     |
| 125 |     | Brendan Kempff, So     | 18:18.9 | St. Charles East     |
| 126 |     | Devin Landers, So      | 18:20.1 | St. Charles East     |
| 127 | 105 | Nicholas Super, Fr     | 18:20.3 | Benet Academy        |
| 128 |     | Maxwell Kirchoff, So   | 18:20.7 | Batavia              |
| 129 |     | Jared Zuniga, Fr       | 18:22.5 | Prairie Ridge        |
| 130 |     | Tommy Edgar, Fr        | 18:23.6 | St. Charles East     |
| 131 |     | Evan Guthrie, So       | 18:25.3 | Wheat-Warrenville So |
| 132 | 106 | Connor Grumbles, Fr    | 18:26.1 | Benet Academy        |
| 133 |     | Jimmy Schatz, Fr       | 18:27.3 | Naperville Central   |
| 134 | 107 | Evan Schmidt, So       | 18:27.8 | Burlington Central   |
| 135 | 108 | Emmett Culligan, Fr    | 18:28.0 | Benet Academy        |
| 136 |     | Carson Bruce, Fr       | 18:28.8 | Sandburg             |
| 137 |     | Kyle Mathas, So        | 18:31.7 | Sandburg             |
| 138 |     | David Chen, So         | 18:31.9 | Waubonsie Valley     |
| 139 |     | Abhinav Bawankule, Fr  | 18:32.4 | Naperville Central   |
| 140 |     | Joshua Frello, Fr      | 18:32.9 | Metea Valley         |
| 141 |     | T J Cosler, Fr         | 18:33.9 | Sandburg             |
| 142 |     | Terence Fielden, So    | 18:35.8 | Naperville Central   |
| 143 | 109 | Colin Frank, Fr        | 18:36.5 | South Elgin          |
| 144 |     | David Underwood, So    | 18:38.5 | Naperville Central   |
| 145 | 110 | Alex Sowa, So          | 18:39.3 | Glenbard North       |
| 146 |     | Gabe Manisco, So       | 18:39.5 | St. Charles East     |
| 147 |     | Andrew Carollo, So     | 18:39.7 | Sandburg             |
| 148 |     | Shane Hochmuth, So     | 18:40.8 | Huntley              |
| 149 |     | Nate Sheppard, Fr      | 18:41.8 | Waubonsie Valley     |
| 150 | 111 | Alec Naughton, Fr      | 18:42.3 | Benet Academy        |
| 151 |     | Max Hayden, Fr         | 18:44.0 | Waubonsie Valley     |
| 152 |     | Thomas Klapp, So       | 18:44.3 | Metea Valley         |

|     |     |                          |         |                      |
|-----|-----|--------------------------|---------|----------------------|
| 153 | 112 | David Hahn, So           | 18:44.4 | South Elgin          |
| 154 |     | Bhavin Patel, So         | 18:45.5 | Waubonsie Valley     |
| 155 |     | Steven Kronenberger, So  | 18:45.6 | Sandburg             |
| 156 | 113 | Ernie Rowoldt, Fr        | 18:45.8 | Marmion Academy      |
| 157 | 114 | Benjamin Powell, So      | 18:46.7 | Marmion Academy      |
| 158 |     | Luke Reynolds, So        | 18:46.8 | Wheat-Warrenville So |
| 159 | 115 | James Graft, So          | 18:47.5 | Marmion Academy      |
| 160 | 116 | Matthew Lagges, Fr       | 18:48.2 | Jones College Prep   |
| 161 | 117 | Derryl Barnes Jr., Fr    | 18:50.0 | South Elgin          |
| 162 |     | Kyle Zhao, Fr            | 18:51.0 | Naperville Central   |
| 163 | 118 | Keegan Bennett, So       | 18:51.1 | Marmion Academy      |
| 164 |     | Chris Pearson, So        | 18:51.6 | Sandburg             |
| 165 |     | Sean Pittacora, So       | 18:53.0 | Sandburg             |
| 166 |     | Krishna Vasudev, Fr      | 18:53.7 | Metea Valley         |
| 167 | 119 | Andrew Kania, Fr         | 18:53.9 | Jacobs               |
| 168 |     | Nicholas Watson, Fr      | 18:54.4 | Batavia              |
| 169 |     | Cormac Dietz, So         | 18:54.9 | Marmion Academy      |
| 170 |     | Jason Kennedy, Fr        | 18:56.2 | Naperville Central   |
| 171 |     | Ethan Gray, So           | 18:58.2 | Naperville Central   |
| 172 |     | Ethan Seng, Fr           | 18:58.8 | Wheat-Warrenville So |
| 173 |     | Toby Mc Guire, Fr        | 18:59.0 | Waubonsie Valley     |
| 174 |     | Rohan Parvathala, So     | 19:00.2 | Waubonsie Valley     |
| 175 |     | Emmanual Barrera, So     | 19:00.8 | Waubonsie Valley     |
| 176 |     | Hyejun Jeong, So         | 19:01.8 | Naperville Central   |
| 177 |     | Donovan McKay, So        | 19:02.9 | Batavia              |
| 178 |     | Jeffrey Spaargaren, So   | 19:04.2 | Sandburg             |
| 179 |     | Dylan Cabrera, So        | 19:04.6 | St. Charles North    |
| 180 |     | Dylan Armstrong, Fr      | 19:05.3 | Huntley              |
| 181 |     | Franklin Motyka, So      | 19:05.5 | Marmion Academy      |
| 182 |     | Kento Usui, So           | 19:05.7 | Wheat-Warrenville So |
| 183 |     | Sean Kramer, So          | 19:06.4 | Marmion Academy      |
| 184 | 120 | Nathan Dunbar, Fr        | 19:06.8 | Bartlett             |
| 185 | 121 | Jordan Alwan, So         | 19:07.1 | Glenbard North       |
| 186 |     | Benjamin Thompson, Fr    | 19:08.6 | St. Charles North    |
| 187 |     | Jason England, So        | 19:09.5 | Naperville Central   |
| 188 |     | Nathaniel Vessele, So    | 19:09.8 | St. Charles East     |
| 189 |     | Ethan Miranda - Gale, So | 19:10.7 | Sandburg             |
| 190 |     | Tony Schafer, So         | 19:12.1 | Marmion Academy      |
| 191 | 122 | Tommy Zettl, Fr          | 19:17.2 | Burlington Central   |
| 192 |     | Aditya Anand, So         | 19:17.6 | Waubonsie Valley     |
| 193 |     | Max Baxter, Fr           | 19:19.3 | St. Charles North    |
| 194 |     | Marcelo Claire, So       | 19:19.8 | Sandburg             |
| 195 |     | Carl Calarde, So         | 19:20.8 | Metea Valley         |
| 196 |     | Matthew Ashe, Fr         | 19:21.2 | Batavia              |
| 197 |     | Peter Golaszewski, Fr    | 19:21.5 | Bartlett             |
| 198 |     | Daniel Sherman, Fr       | 19:22.2 | Naperville Central   |
| 199 | 123 | Nabeel Mustafa, So       | 19:23.5 | Jacobs               |
| 200 |     | Matthew Blanton, So      | 19:24.8 | Naperville Central   |
| 201 |     | David Lennon, So         | 19:25.2 | Waubonsie Valley     |
| 202 |     | Drew King, Fr            | 19:27.0 | St. Charles North    |
| 203 |     | Samuel Albrecht, Fr      | 19:27.1 | Jacobs               |
| 204 |     | Trevor Mirshak, Fr       | 19:27.4 | Huntley              |
| 205 | 124 | Sean Laherty, Fr         | 19:27.4 | Glenbard North       |
| 206 |     | Joshua Newburn, Fr       | 19:28.3 | Batavia              |
| 207 |     | Steven Dorando, Fr       | 19:28.6 | Marmion Academy      |
| 208 |     | Kyle Thornton, So        | 19:28.9 | Naperville Central   |
| 209 | 125 | Aidan Lewis, So          | 19:30.1 | South Elgin          |
| 210 |     | Thai Davis, Fr           | 19:30.1 | Wheat-Warrenville So |
| 211 |     | Hayden Schultz, Fr       | 19:30.5 | Batavia              |
| 212 |     | Riley Carr, So           | 19:30.6 | South Elgin          |
| 213 |     | Neal Bahl, Fr            | 19:31.1 | Waubonsie Valley     |
| 214 | 126 | Aidan Rogers, Fr         | 19:31.2 | Glenbard North       |
| 215 |     | Spencer Moore, Fr        | 19:31.7 | Naperville Central   |
| 216 |     | Christian Schultz, So    | 19:32.1 | Marmion Academy      |
| 217 |     | James Tews, Fr           | 19:32.1 | Marmion Academy      |

|     |                           |         |                      |
|-----|---------------------------|---------|----------------------|
| 218 | Jake Tokarewich, So       | 19:32.6 | South Elgin          |
| 219 | Andrew Sadler, So         | 19:33.5 | Naperville Central   |
| 220 | Henry Adkins, Fr          | 19:33.6 | Wheat-Warrenville So |
| 221 | Chris Llewellyn, Fr       | 19:34.0 | Marmion Academy      |
| 222 | Jack Yang, Fr             | 19:34.5 | Naperville Central   |
| 223 | Brett Herman, So          | 19:34.7 | St. Charles East     |
| 224 | Abu Syed, Fr              | 19:35.1 | St. Charles East     |
| 225 | Gary Ronning, Fr          | 19:37.7 | Marmion Academy      |
| 226 | Jared Greiner, So         | 19:37.8 | Prairie Ridge        |
| 227 | Andrew Jo, Fr             | 19:38.6 | South Elgin          |
| 228 | Bryce Pollock, So         | 19:39.0 | South Elgin          |
| 229 | Blake Buttron, So         | 19:39.1 | Jacobs               |
| 230 | Sean Li, Fr               | 19:40.8 | Naperville Central   |
| 231 | Braden Bernas, Fr         | 19:42.0 | Metea Valley         |
| 232 | 127 Logan Metcalfe, So    | 19:43.3 | Burlington Central   |
| 233 | Raymond Tong, Fr          | 19:45.2 | Naperville Central   |
| 234 | Zach Mikos, So            | 19:47.2 | Naperville Central   |
| 235 | 128 Will Bartenhagen, So  | 19:48.8 | Benet Academy        |
| 236 | Jacob Hollar, Fr          | 19:49.7 | St. Charles North    |
| 237 | Christian Martinez, So    | 19:49.7 | Jacobs               |
| 238 | Maxwell Flesch, So        | 19:49.9 | St. Charles East     |
| 239 | Gunnar Wheeler, So        | 19:51.6 | Wheat-Warrenville So |
| 240 | Ian Bradford, So          | 19:51.9 | St. Charles East     |
| 241 | Braedan Johnson, So       | 19:52.0 | Wheat-Warrenville So |
| 242 | Nolan Keane, So           | 19:52.1 | St. Charles East     |
| 243 | Sam Lane, So              | 19:53.2 | Sandburg             |
| 244 | Ethan Zubik, So           | 19:53.2 | Bartlett             |
| 245 | Riley Bernas, Fr          | 19:53.7 | Metea Valley         |
| 246 | 129 Liam Meyering, Fr     | 19:56.0 | Jones College Prep   |
| 247 | Joshua Tischler, So       | 19:56.6 | Wheat-Warrenville So |
| 248 | Igor Pappas, So           | 19:57.5 | Wheat-Warrenville So |
| 249 | James Morris, So          | 19:59.8 | Batavia              |
| 250 | Gianpiero Turso, Fr       | 20:00.7 | South Elgin          |
| 251 | Joshua Taylor, Fr         | 20:01.6 | Wheat-Warrenville So |
| 252 | Derek Cepolski, So        | 20:02.8 | Batavia              |
| 253 | Adam Hellard, Fr          | 20:03.5 | Batavia              |
| 254 | Nathan Henry, Fr          | 20:04.9 | Batavia              |
| 255 | Peyton Tiseth, Fr         | 20:05.3 | Marmion Academy      |
| 256 | Diego Hernandez, Fr       | 20:06.7 | Sandburg             |
| 257 | Prathik Senthil, Fr       | 20:07.9 | Waubonsie Valley     |
| 258 | Ryan Lamont, So           | 20:10.6 | South Elgin          |
| 259 | Daniel Gallagher, So      | 20:13.2 | Naperville Central   |
| 260 | 130 Patrick Pieroni, So   | 20:18.6 | Burlington Central   |
| 261 | Noah Callow, So           | 20:20.0 | Jones College Prep   |
| 262 | Baxter Barber Kennedy, So | 20:20.1 | Jones College Prep   |
| 263 | Nathan Kuryla, So         | 20:20.5 | St. Charles North    |
| 264 | Tommy Conroy, Fr          | 20:21.1 | Marmion Academy      |
| 265 | 131 Connor Chadwell, Fr   | 20:21.7 | Geneva               |
| 266 | Derek Rutkowski, Fr       | 20:23.4 | Sandburg             |
| 267 | Alexander Tornabene, So   | 20:23.8 | South Elgin          |
| 268 | Matt Saldivar, Fr         | 20:23.8 | Huntley              |
| 269 | Colin Greiner, Fr         | 20:24.5 | Jones College Prep   |
| 270 | Devin Kurbyun, So         | 20:26.0 | St. Charles North    |
| 271 | Jacob Troiani, Fr         | 20:26.6 | Huntley              |
| 272 | Joe Cantone, So           | 20:27.5 | Lemont               |
| 273 | Ellis Laveen, So          | 20:29.0 | Wheat-Warrenville So |
| 274 | Nathan Schulhof, Fr       | 20:29.3 | Batavia              |
| 275 | Samyong Madrecha, So      | 20:30.8 | Waubonsie Valley     |
| 276 | Nicholas Lisanti, Fr      | 20:33.1 | Jones College Prep   |
| 277 | Dallys Dorsey, Fr         | 20:33.5 | Waubonsie Valley     |
| 278 | Quin Cho, So              | 20:34.8 | Jones College Prep   |
| 279 | Jack Coyle, Fr            | 20:35.0 | Metea Valley         |
| 280 | Ryker Norris, Fr          | 20:36.2 | Metea Valley         |
| 281 | Tyler Lacko, Fr           | 20:38.2 | Huntley              |
| 282 | Christian Graffy, So      | 20:38.4 | South Elgin          |

|     |                          |         |                      |
|-----|--------------------------|---------|----------------------|
| 283 | Pranav Khare, Fr         | 20:38.7 | South Elgin          |
| 284 | Eric Kenes, So           | 20:44.1 | Sandburg             |
| 285 | Jacob Behm, Fr           | 20:44.9 | Huntley              |
| 286 | Gabriel Kosmacher, So    | 20:47.7 | Jones College Prep   |
| 287 | Jason Mei, Fr            | 20:48.5 | Jones College Prep   |
| 288 | Jon Slack, Fr            | 20:48.6 | Sandburg             |
| 289 | Donovan McIntosh, So     | 20:48.7 | Batavia              |
| 290 | Lukas Hecht, Fr          | 20:48.8 | Jones College Prep   |
| 291 | Thomas Crum, Fr          | 20:49.6 | Batavia              |
| 292 | Payton Damsch, Fr        | 20:54.2 | Huntley              |
| 293 | Dhruv Ranjan, Fr         | 20:55.5 | Metea Valley         |
| 294 | Ashley Roberts, So       | 20:58.2 | Prairie Ridge        |
| 295 | Cole Christensen, So     | 20:59.0 | St. Charles North    |
| 296 | Matthew Motarjeme, Fr    | 20:59.6 | St. Charles North    |
| 297 | Sebastian Rivera, So     | 21:01.3 | South Elgin          |
| 298 | Leo Mata, So             | 21:01.7 | Bartlett             |
| 299 | Nicholas Spiro, So       | 21:02.5 | Jacobs               |
| 300 | Jake Li, Fr              | 21:03.5 | Metea Valley         |
| 301 | Jake Kalenowski, Fr      | 21:03.6 | St. Charles North    |
| 302 | Jesse Devitt, Fr         | 21:04.5 | Jones College Prep   |
| 303 | Grant Westberg, Fr       | 21:04.8 | Bartlett             |
| 304 | Michael Alagna, Fr       | 21:05.0 | Bartlett             |
| 305 | Jared Beltz, So          | 21:08.0 | Marmion Academy      |
| 306 | 132 Steven Dimov, So     | 21:08.9 | Glenbard North       |
| 307 | Scott Wagner, Fr         | 21:11.3 | St. Charles North    |
| 308 | Teddy Webster, So        | 21:11.6 | Geneva               |
| 309 | Jack Klein, Fr           | 21:13.2 | Metea Valley         |
| 310 | Robert Spicer, Fr        | 21:13.6 | Wheat-Warrenville So |
| 311 | Jacob Maertens, Fr       | 21:14.2 | Marmion Academy      |
| 312 | Sam Rankin, So           | 21:18.2 | Wheat-Warrenville So |
| 313 | Jackson Adamski, So      | 21:20.4 | Waubonsie Valley     |
| 314 | Jack (John) Kingston, Fr | 21:20.5 | Jacobs               |
| 315 | Noah Hauptmann, So       | 21:21.4 | St. Charles East     |
| 316 | Charlie Okolita, Fr      | 21:21.6 | Marmion Academy      |
| 317 | Nicholas Buscarino, So   | 21:22.6 | Glenbard North       |
| 318 | Matt Li, So              | 21:26.8 | Waubonsie Valley     |
| 319 | Noah Liss, Fr            | 21:31.0 | Waubonsie Valley     |
| 320 | Nikolas Campobasso, Fr   | 21:31.1 | Sandburg             |
| 321 | Christopher Baraglia, So | 21:39.9 | St. Charles North    |
| 322 | Matthew Murhpy, Fr       | 21:41.9 | Sandburg             |
| 323 | Matthew Woodford, Fr     | 21:45.3 | Marmion Academy      |
| 324 | Jason Kay, So            | 21:46.0 | St. Charles East     |
| 325 | Erich Sauer, So          | 21:47.1 | Jones College Prep   |
| 326 | Malique Bodie, So        | 21:49.1 | Jones College Prep   |
| 327 | Jack Gillen, Fr          | 21:49.6 | St. Charles East     |
| 328 | Xander Lundblad, Fr      | 21:52.1 | Batavia              |
| 329 | Robert Payton, So        | 21:52.1 | Naperville Central   |
| 330 | Sean Burke, Fr           | 21:58.1 | Metea Valley         |
| 331 | Owen Ziliak, Fr          | 22:00.5 | Jones College Prep   |
| 332 | Henry Pierce, Fr         | 22:02.0 | St. Charles East     |
| 333 | Brenan Lewis, So         | 22:02.2 | Huntley              |
| 334 | Benjamin Van Lue, So     | 22:02.7 | St. Charles East     |
| 335 | Mitchell Zhen, Fr        | 22:03.4 | Naperville Central   |
| 336 | Joey De Santis, Fr       | 22:03.8 | St. Charles North    |
| 337 | Charlie Drayer, So       | 22:04.9 | Marmion Academy      |
| 338 | Matthew Baumbach, So     | 22:07.3 | St. Charles North    |
| 339 | Alexis Pantoja, Fr       | 22:07.6 | Jones College Prep   |
| 340 | Yash Mazumdar, Fr        | 22:07.7 | Naperville Central   |
| 341 | Will Purcell, Fr         | 22:11.5 | Waubonsie Valley     |
| 342 | Alex Trickey, So         | 22:13.0 | Naperville Central   |
| 343 | 133 Julian Lara, Fr      | 22:15.3 | Addison Trail        |
| 344 | Spencer Lebedun, So      | 22:19.6 | Jacobs               |
| 345 | Rylan Rathwell, Fr       | 22:22.3 | Marmion Academy      |
| 346 | 134 Marco Chaidez, Fr    | 22:22.5 | Addison Trail        |
| 347 | Charles Burns, Fr        | 22:23.6 | Lemont               |

|     |     |                          |         |                      |
|-----|-----|--------------------------|---------|----------------------|
| 348 |     | Zac Jablonski, Fr        | 22:32.4 | Bartlett             |
| 349 |     | Reid Otte, Fr            | 22:35.7 | St. Charles East     |
| 350 | 135 | Oscar Dominguez, So      | 22:36.5 | Addison Trail        |
| 351 |     | Henry Nguyen, Fr         | 22:37.1 | Bartlett             |
| 352 |     | Timothy Lyon, Fr         | 22:38.2 | St. Charles East     |
| 353 |     | Ben Williams, So         | 22:48.1 | Sandburg             |
| 354 |     | Andrew Coyle, Fr         | 22:48.1 | Metea Valley         |
| 355 |     | Michael Caiafa, So       | 22:50.2 | St. Charles North    |
| 356 |     | Jesse Then, Fr           | 22:50.9 | Jacobs               |
| 357 |     | Liam Mc Kenna, So        | 22:51.2 | Naperville Central   |
| 358 |     | Luke Vega, So            | 22:53.5 | Jacobs               |
| 359 |     | Raghav Bhan, Fr          | 22:55.5 | Sandburg             |
| 360 |     | Timo Marquardt, So       | 22:57.5 | Naperville Central   |
| 361 |     | Patrick Desch, Fr        | 23:07.8 | Marmion Academy      |
| 362 |     | Christopher Achammer, Fr | 23:08.0 | Wheat-Warrenville So |
| 363 |     | Michael Trajkovich, Fr   | 23:20.9 | Bartlett             |
| 364 |     | John Mancuso, Fr         | 23:22.4 | Batavia              |
| 365 |     | Mario Haro, So           | 23:24.0 | Wheat-Warrenville So |
| 366 |     | Taylor Xia, Fr           | 23:24.0 | Naperville Central   |
| 367 |     | Alex Lazzara, Fr         | 23:25.4 | Glenbard North       |
| 368 |     | William Mc Grath, So     | 23:26.1 | Metea Valley         |
| 369 |     | T J Narayan, Fr          | 23:26.3 | Waubonsie Valley     |
| 370 |     | Jacob Aalfs, So          | 23:26.7 | St. Charles North    |
| 371 |     | James Beem, Fr           | 23:27.0 | Batavia              |
| 372 |     | Nathan Gallo, Fr         | 23:27.8 | South Elgin          |
| 373 |     | Hadi Ahmed, So           | 23:29.6 | Waubonsie Valley     |
| 374 |     | Michael Grafer, Fr       | 23:36.4 | Glenbard North       |
| 375 |     | Adam Walsh, So           | 23:41.2 | Naperville Central   |
| 376 |     | Tayron Estremera, Fr     | 23:47.8 | Jacobs               |
| 377 |     | Kaden Robb, Fr           | 23:51.8 | Naperville Central   |
| 378 |     | Eli Bates, So            | 24:19.2 | Jacobs               |
| 379 |     | Mitchell Barrett, So     | 24:19.2 | Jacobs               |
| 380 | 136 | Kevin Perales, Fr        | 24:21.8 | Addison Trail        |
| 381 | 137 | Mitchell Cigrand, Fr     | 24:23.4 | Burlington Central   |
| 382 |     | Mason Tucker, So         | 24:30.3 | St. Charles North    |
| 383 | 138 | Rodrigo Perales, So      | 24:40.7 | Addison Trail        |
| 384 |     | Matthew Richards, So     | 24:49.6 | Jones College Prep   |
| 385 |     | Aidan Healy, So          | 24:51.7 | Bartlett             |
| 386 | 139 | Giovanni Rojas, So       | 24:53.5 | Addison Trail        |
| 387 |     | Matthew Haschak, So      | 25:05.8 | Bartlett             |
| 388 |     | Sebastian Segura, So     | 25:11.4 | Huntley              |
| 389 |     | Pranav Jaikumar, So      | 25:24.6 | Waubonsie Valley     |
| 390 |     | Andrew Rohan, Fr         | 25:28.0 | Sandburg             |
| 391 |     | Gavin Burns, Fr          | 25:37.0 | Sandburg             |
| 392 |     | Diego Medina, Fr         | 25:37.8 | Jones College Prep   |
| 393 |     | Jacob Mccollough, Fr     | 25:41.9 | Marmion Academy      |
| 394 |     | Rajas Shringarpure, So   | 26:00.7 | Waubonsie Valley     |
| 395 |     | Jack Leonard, So         | 26:05.1 | St. Charles North    |
| 396 |     | Alexis Roa, Fr           | 26:22.4 | South Elgin          |
| 397 |     | Tom Braaten, Fr          | 27:11.1 | Huntley              |
| 398 |     | Ryan Johnson, So         | 28:00.5 | Naperville Central   |
| 399 |     | Emmanuel Moreno, Fr      | 28:04.5 | Metea Valley         |
| 400 |     | George Cibula, Fr        | 30:06.7 | Batavia              |
| 401 |     | Emile Savard, So         | 30:16.8 | Naperville Central   |



# St. Charles North Invitational - Open Boys

at Leroy Oakes Forest Preserve

October 1, 2016

58 degrees, cloudy & rainy  
Results by RealTiming Inc.

| PLACE | TEAM                 | POINTS | PLACES | OF  | FINISHERS | AVG. TIME | SPREAD |     |         |        |
|-------|----------------------|--------|--------|-----|-----------|-----------|--------|-----|---------|--------|
| 1     | St. Charles East     | 27     | 1      | 2   | 4         | 6         | 14     | 25  | 16:31.1 | 0:41.1 |
| 2     | Wheat-Warrenville So | 46     | 3      | 5   | 9         | 13        | 16     | 19  | 16:42.3 | 0:35.8 |
| 3     | Geneva               | 99     | 10     | 12  | 18        | 22        | 37     | 54  | 17:05.0 | 0:53.9 |
| 4     | Batavia              | 116    | 11     | 17  | 27        | 30        | 31     | 33  | 17:10.2 | 0:37.0 |
| 5     | Jones College Prep   | 173    | 7      | 8   | 28        | 43        | 87     | 101 | 17:27.6 | 2:06.6 |
| 6     | Benet Academy        | 267    | 26     | 39  | 60        | 70        | 72     | 73  | 18:02.0 | 1:12.2 |
| 7     | Naperville Central   | 269    | 35     | 42  | 50        | 58        | 84     | 89  | 18:03.6 | 1:06.4 |
| 8     | South Elgin          | 273    | 20     | 51  | 65        | 68        | 69     | 90  | 18:03.7 | 1:24.2 |
| 9     | Marmion Academy      | 290    | 38     | 40  | 56        | 63        | 93     | 103 | 18:12.1 | 1:23.8 |
| 10    | St. Charles North    | 300    | 23     | 55  | 66        | 71        | 85     | 95  | 18:11.0 | 1:36.6 |
| 11    | Metea Valley         | 318    | 29     | 62  | 67        | 78        | 82     | 86  | 18:17.1 | 1:17.5 |
| 12    | Sandburg             | 322    | 32     | 47  | 75        | 76        | 92     |     | 18:17.7 | 1:33.8 |
| 13    | Jacobs               | 344    | 41     | 46  | 61        | 83        | 113    | 119 | 18:32.6 | 2:23.0 |
| 14    | Prairie Ridge        | 346    | 49     | 53  | 64        | 80        | 100    | 106 | 18:29.7 | 1:24.0 |
| 15    | Glenbard North       | 371    | 34     | 45  | 91        | 97        | 104    | 111 | 18:39.2 | 2:04.4 |
| 16    | Burlington Central   | 377    | 36     | 52  | 79        | 98        | 112    | 132 | 18:43.8 | 2:22.2 |
| 17    | Waubonsie Valley     | 388    | 15     | 74  | 77        | 108       | 114    | 124 | 18:47.0 | 3:19.8 |
| 18    | Bartlett             | 428    | 48     | 59  | 105       | 107       | 109    | 117 | 19:03.7 | 1:50.2 |
| 19    | Addison Trail        | 622    | 116    | 118 | 125       | 130       | 133    | 134 | 22:22.5 | 3:49.9 |
| 20    | Streamwood           | 625    | 121    | 123 | 126       | 127       | 128    | 129 | 22:29.1 | 1:30.9 |

| PLACE | TEAM | SCORE                    | FINISHER | TIME                 | TEAM |
|-------|------|--------------------------|----------|----------------------|------|
| 1     | 1    | Daniel Werner, Sr        | 16:13.8  | St. Charles East     |      |
| 2     | 2    | Jonathan Sandlund, Sr    | 16:19.4  | St. Charles East     |      |
| 3     | 3    | David Keifer, Sr         | 16:20.7  | Wheat-Warrenville So |      |
| 4     | 4    | Christopher Drage, Sr    | 16:31.2  | St. Charles East     |      |
| 5     | 5    | Solomon Michalak, Jr     | 16:34.6  | Wheat-Warrenville So |      |
| 6     | 6    | Kyle Izzo, Jr            | 16:36.2  | St. Charles East     |      |
| 7     | 7    | Jesse Shufro - Zletz, Jr | 16:41.6  | Jones College Prep   |      |
| 8     | 8    | Daniel Garcia - Rico, Sr | 16:42.1  | Jones College Prep   |      |
| 9     | 9    | Matthew Moore, Sr        | 16:45.9  | Wheat-Warrenville So |      |
| 10    | 10   | Alex Cordogan, Jr        | 16:46.1  | Geneva               |      |
| 11    | 11   | Jacob Barth, Jr          | 16:46.8  | Batavia              |      |
| 12    | 12   | David Creger, Sr         | 16:53.9  | Geneva               |      |
| 13    | 13   | Michael Hanson, Sr       | 16:54.1  | Wheat-Warrenville So |      |
| 14    | 14   | Mark Mattes, Sr          | 16:54.8  | St. Charles East     |      |
| 15    | 15   | Cedric Mc Guire, Jr      | 16:56.0  | Waubonsie Valley     |      |
| 16    | 16   | John Franke, Sr          | 16:56.5  | Wheat-Warrenville So |      |
| 17    | 17   | Billy Dremel, Jr         | 16:58.0  | Batavia              |      |
| 18    | 18   | Justin Bach, Jr          | 17:00.0  | Geneva               |      |
| 19    | 19   | Joseph Kim, Jr           | 17:01.1  | Wheat-Warrenville So |      |
| 20    | 20   | Peter Fossa, Jr          | 17:01.5  | South Elgin          |      |
| 21    | 21   | David Bein, Sr           | 17:04.3  | Wheat-Warrenville So |      |
| 22    | 22   | Matt Hoskins, Jr         | 17:05.0  | Geneva               |      |
| 23    | 23   | Jaeden Mc Intosh, Jr     | 17:08.3  | St. Charles North    |      |

|    |    |                        |         |                      |
|----|----|------------------------|---------|----------------------|
| 24 |    | Nate Guerrero, Sr      | 17:14.8 | Wheat-Warrenville So |
| 25 | 24 | German Munoz, Sr       | 17:15.7 | St. Charles East     |
| 26 | 25 | Dillon Mastropolo, Sr  | 17:16.0 | St. Charles East     |
| 27 | 26 | Danny Feeman, Jr       | 17:17.3 | Benet Academy        |
| 28 | 27 | Jacob Fehrenbacher, Sr | 17:19.3 | Batavia              |
| 29 | 28 | Eric Arredondo, Jr     | 17:20.3 | Jones College Prep   |
| 30 | 29 | Drew Friedlander, Sr   | 17:23.1 | Metea Valley         |
| 31 | 30 | Kyle Kehe, Jr          | 17:23.5 | Batavia              |
| 32 | 31 | Nolan Evans, Jr        | 17:23.7 | Batavia              |
| 33 | 32 | Josh Nolan, Sr         | 17:29.0 | Sandburg             |
| 34 | 33 | Andrew Pellico, Sr     | 17:30.8 | Batavia              |
| 35 | 34 | Evan Schaffer, Jr      | 17:35.1 | Glenbard North       |
| 36 |    | Charlie Smith, Sr      | 17:37.7 | St. Charles East     |
| 37 | 35 | Julian Reyes, Sr       | 17:38.4 | Naperville Central   |
| 38 | 36 | Austin Macias, Jr      | 17:39.4 | Burlington Central   |
| 39 | 37 | Hayden Fogel, Jr       | 17:39.9 | Geneva               |
| 40 | 38 | David Farrell, Sr      | 17:41.2 | Marmion Academy      |
| 41 | 39 | Michael Moran, Fr      | 17:42.1 | Benet Academy        |
| 42 | 40 | Ryan Conti, Jr         | 17:42.5 | Marmion Academy      |
| 43 |    | Joseph Walsh, Sr       | 17:42.6 | Wheat-Warrenville So |
| 44 | 41 | Tyler Trella, Jr       | 17:44.9 | Jacobs               |
| 45 | 42 | Scott Morgan, Jr       | 17:45.1 | Naperville Central   |
| 46 | 43 | Kalvin Lee, Sr         | 17:45.9 | Jones College Prep   |
| 47 | 44 | Zachary Flitsch, Jr    | 17:46.9 | Batavia              |
| 48 | 45 | Michael Duffy, Sr      | 17:47.4 | Glenbard North       |
| 49 |    | Sean Foley, Jr         | 17:52.1 | Wheat-Warrenville So |
| 50 | 46 | Jackson Gehr, Jr       | 17:53.9 | Jacobs               |
| 51 |    | Anton Alley, Jr        | 17:54.2 | Batavia              |
| 52 |    | Kaleab Kinfe, Sr       | 17:55.3 | Wheat-Warrenville So |
| 53 | 47 | Jack Fornaris, Jr      | 17:55.6 | Sandburg             |
| 54 | 48 | Josh Villacastin, Jr   | 17:57.3 | Bartlett             |
| 55 | 49 | Jacob Lawrence, Jr     | 17:59.9 | Prairie Ridge        |
| 56 | 50 | Colin Alger, Sr        | 18:00.3 | Naperville Central   |
| 57 | 51 | Brad Kmiec, Sr         | 18:01.3 | South Elgin          |
| 58 | 52 | Arnie Rodriguez, Jr    | 18:02.6 | Burlington Central   |
| 59 | 53 | Kevin Gilbert, Jr      | 18:02.8 | Prairie Ridge        |
| 60 | 54 | Mitchel Dutton, Sr     | 18:04.2 | Geneva               |
| 61 | 55 | Thomas Wagner, Jr      | 18:08.0 | St. Charles North    |
| 62 | 56 | Evan Turcich, Jr       | 18:08.2 | Marmion Academy      |
| 63 | 57 | Aidan Siegele, Sr      | 18:08.4 | Geneva               |
| 64 | 58 | Mike Codo, Sr          | 18:09.5 | Naperville Central   |
| 65 |    | James Cooper, Sr       | 18:10.7 | St. Charles East     |
| 66 |    | Mark Durocher, Sr      | 18:11.0 | Wheat-Warrenville So |
| 67 |    | Anthony Mirabella, Jr  | 18:11.1 | Wheat-Warrenville So |
| 68 | 59 | Caleb Britton, Jr      | 18:12.0 | Bartlett             |
| 69 | 60 | Ben Grundman, Fr       | 18:12.6 | Benet Academy        |
| 70 |    | Thomas Prosser, Jr     | 18:13.2 | Batavia              |
| 71 | 61 | Gary Richardson, Jr    | 18:15.2 | Jacobs               |
| 72 |    | Shane Keogh, Sr        | 18:18.4 | Wheat-Warrenville So |
| 73 |    | Mike Davis, Sr         | 18:18.9 | Geneva               |
| 74 |    | Joe Jakubaitis, Jr     | 18:21.6 | Batavia              |
| 75 | 62 | Ryan Gaul, Sr          | 18:23.4 | Metea Valley         |
| 76 | 63 | Nicholas Brennan, Sr   | 18:23.5 | Marmion Academy      |
| 77 | 64 | Jay Puca, Jr           | 18:24.3 | Prairie Ridge        |
| 78 | 65 | Andrew Richardson, Jr  | 18:24.3 | South Elgin          |
| 79 | 66 | Grayson Seymour, Sr    | 18:24.9 | St. Charles North    |
| 80 | 67 | Ben Farrar, Jr         | 18:25.1 | Metea Valley         |
| 81 | 68 | Jeevan Acharya, Jr     | 18:25.5 | South Elgin          |
| 82 | 69 | Jake Reinhofer, Jr     | 18:25.7 | South Elgin          |
| 83 | 70 | Jack Curley, Sr        | 18:28.5 | Benet Academy        |
| 84 | 71 | Colton Tisdall, Sr     | 18:28.8 | St. Charles North    |
| 85 | 72 | Mikey McCabe, Jr       | 18:29.4 | Benet Academy        |
| 86 | 73 | Sam Gamez, Jr          | 18:29.5 | Benet Academy        |
| 87 | 74 | Hunter Spain, Jr       | 18:29.6 | Waubonsie Valley     |
| 88 | 75 | David Starzec, Sr      | 18:30.4 | Sandburg             |

|     |     |                          |         |                      |
|-----|-----|--------------------------|---------|----------------------|
| 89  | 76  | Noor Moazzam, Jr         | 18:31.1 | Sandburg             |
| 90  | 77  | Nate Ruhde, Jr           | 18:32.0 | Waubonsie Valley     |
| 91  |     | Braden Fioresi, Jr       | 18:32.7 | Geneva               |
| 92  |     | Charles Mc Marrow, Jr    | 18:32.7 | Batavia              |
| 93  | 78  | Riley Carlson, Sr        | 18:33.2 | Metea Valley         |
| 94  |     | Leo Fouts, Sr            | 18:33.6 | Huntley              |
| 95  | 79  | Cliff Musial, Jr         | 18:35.7 | Burlington Central   |
| 96  |     | Mark Choate, Sr          | 18:36.2 | Wheat-Warrenville So |
| 97  |     | Douglas Nuttall, Jr      | 18:36.4 | Wheat-Warrenville So |
| 98  | 80  | Jake Laukert, Jr         | 18:37.6 | Prairie Ridge        |
| 99  | 81  | Liam Collins, So         | 18:38.3 | Benet Academy        |
| 100 |     | Jared Walsh, Jr          | 18:39.3 | Wheat-Warrenville So |
| 101 | 82  | Mike Johnsen, Sr         | 18:40.5 | Metea Valley         |
| 102 |     | Matthew Cramer, Sr       | 18:41.2 | St. Charles East     |
| 103 | 83  | Daniel Serrano, Sr       | 18:41.4 | Jacobs               |
| 104 |     | Cole Dixon, Jr           | 18:42.6 | Wheat-Warrenville So |
| 105 |     | Connor Burns, Jr         | 18:43.2 | Wheat-Warrenville So |
| 106 |     | Patrick Malec, So        | 18:43.8 | Benet Academy        |
| 107 | 84  | Mark Codo, Sr            | 18:44.7 | Naperville Central   |
| 108 | 85  | Connor Jacobs, Jr        | 18:44.8 | St. Charles North    |
| 109 |     | Benjamin Janosy, Jr      | 18:44.9 | Wheat-Warrenville So |
| 110 | 86  | Nathaniel Newson, Jr     | 18:47.8 | Metea Valley         |
| 111 | 87  | Jacob Trejo, Jr          | 18:48.1 | Jones College Prep   |
| 112 |     | Patrick Kelley, Jr       | 18:48.4 | Wheat-Warrenville So |
| 113 |     | Nick Garcia, Sr          | 18:50.0 | Huntley              |
| 114 | 88  | Sean Termini, Sr         | 18:51.8 | Metea Valley         |
| 115 |     | Matt Kroll, So           | 18:52.0 | Benet Academy        |
| 116 | 89  | Quinn Farrell, Jr        | 18:55.7 | Naperville Central   |
| 117 | 90  | Finnegan Engel, Jr       | 18:56.1 | South Elgin          |
| 118 | 91  | Jonathon Swanson, Jr     | 18:58.6 | Glenbard North       |
| 119 |     | Colin Clancy, Jr         | 19:01.9 | Geneva               |
| 120 | 92  | Christian Villanueva, Sr | 19:02.7 | Sandburg             |
| 121 |     | Matthew Labedz, Sr       | 19:03.2 | Metea Valley         |
| 122 | 93  | Nicholas Ward, Jr        | 19:05.0 | Marmion Academy      |
| 123 |     | Caleb Ho, Sr             | 19:05.7 | Metea Valley         |
| 124 |     | Nathan Moravec, Sr       | 19:07.0 | Geneva               |
| 125 |     | Greg Comonal, So         | 19:08.0 | Benet Academy        |
| 126 |     | Matt Grundman, Fr        | 19:08.1 | Benet Academy        |
| 127 |     | Dominic Adams, Fr        | 19:08.6 | Benet Academy        |
| 128 |     | Garrett Vandermyde, Sr   | 19:08.9 | St. Charles East     |
| 129 | 94  | Matthew Stocking, Sr     | 19:09.2 | South Elgin          |
| 130 | 95  | Justin Nielson, Jr       | 19:09.8 | St. Charles North    |
| 131 | 96  | Hunter Roberts, Jr       | 19:10.4 | St. Charles North    |
| 132 |     | Drew Bolender, Jr        | 19:10.9 | St. Charles North    |
| 133 |     | Seven Acosta, So         | 19:11.3 | Benet Academy        |
| 134 |     | Eric Blassick, Sr        | 19:14.8 | St. Charles North    |
| 135 | 97  | Sean Fisher, Jr          | 19:15.5 | Glenbard North       |
| 136 |     | Jacob Szarzynski, Sr     | 19:19.5 | Wheat-Warrenville So |
| 137 | 98  | Dan Wagner, Sr           | 19:19.7 | Burlington Central   |
| 138 |     | Finn Adam, Fr            | 19:21.1 | Benet Academy        |
| 139 | 99  | Andrew Page, Sr          | 19:21.9 | Naperville Central   |
| 140 | 100 | Ryan Eschman, Jr         | 19:23.9 | Prairie Ridge        |
| 141 | 101 | Pablo Rojas, Jr          | 19:29.7 | Jones College Prep   |
| 142 | 102 | Dario Zamorano, Sr       | 19:31.2 | Jones College Prep   |
| 143 |     | Michael Wulffe, So       | 19:31.7 | Benet Academy        |
| 144 |     | Matthew Picardi, Sr      | 19:33.5 | South Elgin          |
| 145 | 103 | Zachary Orpilla, Jr      | 19:33.6 | Marmion Academy      |
| 146 |     | Shawn Park, Sr           | 19:33.7 | Metea Valley         |
| 147 |     | Benjamin Vacek, Sr       | 19:36.7 | Batavia              |
| 148 |     | Casey O'Brien, So        | 19:37.4 | Benet Academy        |
| 149 | 104 | Sam King, Jr             | 19:39.4 | Glenbard North       |
| 150 | 105 | Lawrence Yap, Fr         | 19:39.6 | Bartlett             |
| 151 |     | Leon Sun, Jr             | 19:40.9 | Naperville Central   |
| 152 | 106 | Patrick Kelly, Jr        | 19:41.0 | Prairie Ridge        |
| 153 | 107 | Jeet Patel, So           | 19:41.9 | Bartlett             |

# Peoria High XC Invite

October 01, 2016

Results By River City Race Management River City Race Management

## Team Summary Report - Boys

### Boys 3A

| Place | Team                      | Top 5  | ---- Finishers ---- |    |    |    |     |     |     |
|-------|---------------------------|--------|---------------------|----|----|----|-----|-----|-----|
|       |                           | Places | 1                   | 2  | 3  | 4  | 5   | 6*  | 7*  |
| 1     | <b>Lyons Township</b>     | 65     | 2                   | 3  | 15 | 20 | 25  | 35  | 57  |
|       | Top 5 Times: 1:14:23.0    |        |                     |    |    |    |     |     |     |
| 2     | <b>Prospect HS</b>        | 150    | 18                  | 22 | 31 | 38 | 41  | 59  | 67  |
|       | Top 5 Times: 1:16:40.1    |        |                     |    |    |    |     |     |     |
| 3     | <b>Normal University</b>  | 175    | 5                   | 10 | 37 | 39 | 84  | 105 | 144 |
|       | Top 5 Times: 1:16:12.2    |        |                     |    |    |    |     |     |     |
| 4     | <b>Neuqua Valley HS</b>   | 203    | 9                   | 24 | 48 | 52 | 70  | 79  | 243 |
|       | Top 5 Times: 1:17:05.1    |        |                     |    |    |    |     |     |     |
| 5     | <b>York Community HS</b>  | 222    | 1                   | 11 | 19 | 77 | 114 | 123 | 151 |
|       | Top 5 Times: 1:16:36.8    |        |                     |    |    |    |     |     |     |
| 6     | <b>Maine South</b>        | 237    | 4                   | 17 | 27 | 29 | 160 | 170 | 198 |
|       | Top 5 Times: 1:17:09.1    |        |                     |    |    |    |     |     |     |
| 7     | <b>Sandburg HS</b>        | 276    | 6                   | 13 | 78 | 89 | 90  | 92  | 127 |
|       | Top 5 Times: 1:17:34.8    |        |                     |    |    |    |     |     |     |
| 8     | <b>Mundelein HS</b>       | 289    | 26                  | 44 | 50 | 71 | 98  | 100 | 143 |
|       | Top 5 Times: 1:18:21.9    |        |                     |    |    |    |     |     |     |
| 9     | <b>Naperville Central</b> | 294    | 14                  | 46 | 73 | 80 | 81  | 82  | 103 |
|       | Top 5 Times: 1:18:14.6    |        |                     |    |    |    |     |     |     |
| 10    | <b>Glenbrook South</b>    | 308    | 32                  | 33 | 65 | 87 | 91  | 95  | 124 |
|       | Top 5 Times: 1:18:31.7    |        |                     |    |    |    |     |     |     |
| 11    | <b>Cary-Grove</b>         | 327    | 16                  | 54 | 63 | 93 | 101 | 121 | 136 |
|       | Top 5 Times: 1:18:40.3    |        |                     |    |    |    |     |     |     |

|           |                           |            |            |            |            |            |            |            |            |
|-----------|---------------------------|------------|------------|------------|------------|------------|------------|------------|------------|
| <b>12</b> | <b>Hinsdale Central</b>   | <b>329</b> | <b>34</b>  | <b>47</b>  | <b>49</b>  | <b>97</b>  | <b>102</b> | <b>107</b> | <b>110</b> |
|           | Top 5 Times: 1:18:49.0    |            |            |            |            |            |            |            |            |
| <b>13</b> | <b>Huntley HS</b>         | <b>341</b> | <b>42</b>  | <b>62</b>  | <b>64</b>  | <b>74</b>  | <b>99</b>  | <b>111</b> | <b>145</b> |
|           | Top 5 Times: 1:18:53.8    |            |            |            |            |            |            |            |            |
| <b>14</b> | <b>Crystal Lake South</b> | <b>350</b> | <b>8</b>   | <b>12</b>  | <b>58</b>  | <b>104</b> | <b>168</b> | <b>182</b> | <b>202</b> |
|           | Top 5 Times: 1:18:29.9    |            |            |            |            |            |            |            |            |
| <b>15</b> | <b>East Aurora HS</b>     | <b>402</b> | <b>21</b>  | <b>75</b>  | <b>88</b>  | <b>106</b> | <b>112</b> | <b>137</b> | <b>204</b> |
|           | Top 5 Times: 1:19:29.0    |            |            |            |            |            |            |            |            |
| <b>16</b> | <b>Fenwick</b>            | <b>421</b> | <b>30</b>  | <b>40</b>  | <b>83</b>  | <b>122</b> | <b>146</b> | <b>169</b> | <b>230</b> |
|           | Top 5 Times: 1:19:42.4    |            |            |            |            |            |            |            |            |
| <b>17</b> | <b>McHenry HS</b>         | <b>489</b> | <b>55</b>  | <b>66</b>  | <b>68</b>  | <b>138</b> | <b>162</b> | <b>184</b> | <b>205</b> |
|           | Top 5 Times: 1:20:27.4    |            |            |            |            |            |            |            |            |
| <b>18</b> | <b>Benet Academy</b>      | <b>497</b> | <b>61</b>  | <b>72</b>  | <b>96</b>  | <b>116</b> | <b>152</b> | <b>164</b> | <b>196</b> |
|           | Top 5 Times: 1:20:34.9    |            |            |            |            |            |            |            |            |
| <b>19</b> | <b>Hoffman Estates HS</b> | <b>510</b> | <b>23</b>  | <b>28</b>  | <b>69</b>  | <b>193</b> | <b>197</b> | <b>229</b> |            |
|           | Top 5 Times: 1:20:40.6    |            |            |            |            |            |            |            |            |
| <b>20</b> | <b>Normal West</b>        | <b>520</b> | <b>53</b>  | <b>85</b>  | <b>115</b> | <b>125</b> | <b>142</b> | <b>155</b> | <b>178</b> |
|           | Top 5 Times: 1:20:43.6    |            |            |            |            |            |            |            |            |
| <b>21</b> | <b>West Aurora HS</b>     | <b>645</b> | <b>60</b>  | <b>119</b> | <b>148</b> | <b>157</b> | <b>161</b> | <b>163</b> | <b>201</b> |
|           | Top 5 Times: 1:22:10.3    |            |            |            |            |            |            |            |            |
| <b>22</b> | <b>Rolling Meadows HS</b> | <b>682</b> | <b>86</b>  | <b>120</b> | <b>131</b> | <b>165</b> | <b>180</b> | <b>192</b> | <b>209</b> |
|           | Top 5 Times: 1:22:35.3    |            |            |            |            |            |            |            |            |
| <b>23</b> | <b>Glenbrook North</b>    | <b>691</b> | <b>108</b> | <b>109</b> | <b>133</b> | <b>167</b> | <b>174</b> | <b>216</b> | <b>221</b> |
|           | Top 5 Times: 1:22:45.5    |            |            |            |            |            |            |            |            |
| <b>24</b> | <b>Pekin Community HS</b> | <b>692</b> | <b>51</b>  | <b>139</b> | <b>149</b> | <b>176</b> | <b>177</b> | <b>190</b> | <b>199</b> |
|           | Top 5 Times: 1:22:39.7    |            |            |            |            |            |            |            |            |
| <b>25</b> | <b>East Moline United</b> | <b>721</b> | <b>56</b>  | <b>128</b> | <b>140</b> | <b>187</b> | <b>210</b> | <b>211</b> | <b>249</b> |
|           | Top 5 Times: 1:23:00.8    |            |            |            |            |            |            |            |            |
| <b>26</b> | <b>Granite City HS</b>    | <b>732</b> | <b>43</b>  | <b>45</b>  | <b>179</b> | <b>228</b> | <b>237</b> | <b>246</b> | <b>247</b> |
|           | Top 5 Times: 1:24:04.2    |            |            |            |            |            |            |            |            |
| <b>27</b> | <b>Wheeling</b>           | <b>738</b> | <b>117</b> | <b>118</b> | <b>132</b> | <b>185</b> | <b>186</b> | <b>189</b> | <b>232</b> |
|           | Top 5 Times: 1:23:05.8    |            |            |            |            |            |            |            |            |
| <b>28</b> | <b>Plainfield Central</b> | <b>802</b> | <b>126</b> | <b>134</b> | <b>135</b> | <b>181</b> | <b>226</b> | <b>227</b> | <b>248</b> |
|           | Top 5 Times: 1:24:07.7    |            |            |            |            |            |            |            |            |
| <b>29</b> | <b>Rockford East</b>      | <b>809</b> | <b>36</b>  | <b>94</b>  | <b>219</b> | <b>224</b> | <b>236</b> | <b>255</b> |            |
|           | Top 5 Times: 1:25:03.0    |            |            |            |            |            |            |            |            |

# Peoria High XC Invite

October 01, 2016

Results By River City Race Management River City Race Management

## Overall Finish List - Boys

### Boys 2A/3A

| O'All Place | Adj Place | Bib No | Name                | Team               | 1.5 Mile | 2 Mile | Finish | Time    | Pace   | YEAR |
|-------------|-----------|--------|---------------------|--------------------|----------|--------|--------|---------|--------|------|
| 1           | 1         | 1293   | Charlie Kern        | York Community HS  | 7:08     |        | 7:13   | 14:21.5 | 4:47/M | Jr   |
| 2           | 2         | 946    | Vince Zona          | Lyons Township     | 7:07     |        | 7:14   | 14:22.7 | 4:47/M | Sr   |
| 3           | 3         | 938    | Danny Kilrea        | Lyons Township     | 7:07     | 2:32   | 4:46   | 14:26.6 | 4:49/M | Jr   |
| 4           | 4         | 963    | Reese Jordan        | Maine South        | 7:09     | 2:34   | 4:46   | 14:30.2 | 4:50/M | Sr   |
| 5           | 5         | 1081   | Jack Franklin       | Normal University  | 7:09     |        | 7:21   | 14:31.1 | 4:50/M | Sr   |
| 6           | 6         | 1222   | Dylan Jacobs        | Sandburg HS        | 7:07     |        | 7:33   | 14:41.4 | 4:54/M | Jr   |
| 7           | (< 5)     | 896    | Ben Flowers         | Jersey             | 7:15     |        | 7:29   | 14:45.5 | 4:55/M | Sr   |
| 8           | 7         | 732    | Jack Becker         | Crystal Lake South | 7:12     | 2:35   | 4:58   | 14:46.2 | 4:55/M | Jr   |
| 9           | 8         | 1069   | Zach Kinne          | Neuqua Valley HS   | 7:17     | 2:35   | 4:57   | 14:50.9 | 4:57/M | So   |
| 10          | 9         | 1087   | Jared Schuckman     | Normal University  | 7:23     | 2:35   | 4:53   | 14:52.0 | 4:57/M | Jr   |
| 11          | 10        | 1295   | Sean MacGregor      | York Community HS  | 7:17     |        | 7:37   | 14:55.4 | 4:58/M | Jr   |
| 12          | 11        | 740    | Jon Prus            | Crystal Lake South | 7:15     | 2:37   | 5:06   | 15:00.3 | 5:00/M | Sr   |
| 13          | 12        | 1226   | Martin Skucas       | Sandburg HS        | 7:19     | 2:39   | 5:03   | 15:02.0 | 5:01/M | Sr   |
| 14          | 13        | 1060   | Thomas Shilgalis    | Naperville Central | 7:27     | 2:38   | 4:55   | 15:02.1 | 5:01/M | So   |
| 15          | 14        | 943    | Dan Palmer          | Lyons Township     | 7:18     | 2:38   | 5:07   | 15:04.1 | 5:01/M | Sr   |
| 16          | 15        | 701    | Alex Ratkovich      | Cary-Grove         | 7:15     | 2:38   | 5:12   | 15:06.1 | 5:02/M | Sr   |
| 17          | 16        | 961    | Tommy Brady         | Maine South        | 7:25     |        | 7:44   | 15:09.6 | 5:03/M | So   |
| 18          | 17        | 1166   | Jack Terry          | Prospect HS        | 7:28     | 2:38   | 5:02   | 15:10.1 | 5:03/M | Jr   |
| 19          | 18        | 1288   | Jackson Bode        | York Community HS  | 7:20     | 2:43   | 5:08   | 15:12.5 | 5:04/M | Jr   |
| 20          | 19        | 942    | Alex Pall           | Lyons Township     | 7:20     | 2:43   | 5:08   | 15:12.5 | 5:04/M | Sr   |
| 21          | 20        | 760    | Ricardo Del Toro    | East Aurora HS     | 7:21     | 2:41   | 5:09   | 15:12.5 | 5:04/M | Sr   |
| 22          | 21        | 1160   | Jack O'Donnell      | Prospect HS        | 7:28     | 2:39   | 5:05   | 15:13.0 | 5:04/M | Sr   |
| 23          | 22        | 872    | Jack Worman         | Hoffman Estates HS | 7:23     | 2:37   | 5:12   | 15:13.6 | 5:04/M | Sr   |
| 24          | 23        | 1064   | Jeremy Hayhurst     | Neuqua Valley HS   | 7:22     | 2:44   | 5:08   | 15:14.2 | 5:05/M | Sr   |
| 25          | 24        | 937    | Colin Costello      | Lyons Township     | 7:21     | 2:42   | 5:13   | 15:17.3 | 5:06/M | So   |
| 26          | 25        | 1045   | Ben Krauss          | Mundelein HS       | 7:22     | 2:43   | 5:11   | 15:17.6 | 5:06/M | Sr   |
| 27          | 26        | 962    | Brandon Christopher | Maine South        | 7:27     | 2:42   | 5:09   | 15:19.0 | 5:06/M | Jr   |
| 28          | 27        | 866    | Alex Makrounis      | Hoffman Estates HS | 7:21     | 2:42   | 5:17   | 15:21.2 | 5:07/M | Sr   |
| 29          | 28        | 965    | Alex Ortwig         | Maine South        | 7:31     | 2:42   | 5:07   | 15:21.5 | 5:07/M | Sr   |
| 30          | 29        | 803    | Alex Marks          | Fenwick            | 7:27     | 2:43   | 5:11   | 15:21.9 | 5:07/M | Sr   |
| 31          | 30        | 1162   | James Riordan       | Prospect HS        | 7:28     |        | 7:54   | 15:22.6 | 5:07/M | Sr   |
| 32          | 31        | 844    | Jack Whetstone      | Glenbrook South    | 7:32     | 2:41   | 5:09   | 15:23.1 | 5:08/M | Sr   |
| 33          | 32        | 841    | Alec Sanchez        | Glenbrook South    | 7:38     | 2:43   | 5:01   | 15:23.2 | 5:08/M | Sr   |

|    |       |      |                     |                    |      |      |      |         |        |    |
|----|-------|------|---------------------|--------------------|------|------|------|---------|--------|----|
| 34 | 33    | 860  | Sean O'Connell      | Hinsdale Central   | 7:20 | 2:39 | 5:24 | 15:23.6 | 5:08/M | Jr |
| 35 | 34    | 939  | Graham Kutchek      | Lyons Township     | 7:21 |      | 8:03 | 15:24.2 | 5:08/M | Sr |
| 36 | (< 5) | 1194 | Jordan VanBarriger  | Rockford East      | 7:23 |      | 8:00 | 15:24.8 | 5:08/M | Sr |
| 37 | 35    | 1086 | Harris Porter       | Normal University  | 7:30 | 2:46 | 5:09 | 15:25.7 | 5:08/M | Jr |
| 38 | 36    | 1161 | Andrew Reimann      | Prospect HS        | 7:30 |      | 7:55 | 15:26.2 | 5:09/M | So |
| 39 | 37    | 1089 | Zach Wolford        | Normal University  | 7:28 |      | 7:57 | 15:26.4 | 5:09/M | So |
| 40 | 38    | 807  | Joseph Wermes       | Fenwick            | 7:38 | 2:46 | 5:01 | 15:27.0 | 5:09/M | So |
| 41 | 39    | 1159 | Jack Hempleman      | Prospect HS        | 7:31 |      | 7:56 | 15:28.4 | 5:09/M | Jr |
| 42 | 40    | 883  | Jadon Conroy        | Huntley HS         | 7:26 | 2:47 | 5:15 | 15:29.6 | 5:10/M | So |
| 43 | (< 5) | 849  | Will O'Keefe        | Granite City HS    | 7:34 | 2:44 | 5:12 | 15:30.2 | 5:10/M | Sr |
| 44 | 41    | 1047 | Alan Salgado        | Mundelein HS       | 7:33 | 2:43 | 5:14 | 15:30.7 | 5:10/M | So |
| 45 | (< 5) | 848  | Andrew O'Keefe      | Granite City HS    | 7:33 | 2:43 | 5:15 | 15:32.1 | 5:11/M | So |
| 46 | 42    | 1053 | Thomas Chavez       | Naperville Central | 7:29 | 2:48 | 5:14 | 15:32.8 | 5:11/M | Sr |
| 47 | 43    | 856  | Neil Cumberland     | Hinsdale Central   | 7:27 | 2:47 | 5:18 | 15:33.8 | 5:11/M | Jr |
| 48 | 44    | 1068 | Ryan Kennedy        | Neuqua Valley HS   | 7:23 | 2:46 | 5:23 | 15:33.8 | 5:11/M | Jr |
| 49 | 45    | 861  | Sam Schiavitti      | Hinsdale Central   | 7:33 | 2:47 | 5:14 | 15:34.6 | 5:11/M | Jr |
| 50 | 46    | 1050 | Robert St. Clair    | Mundelein HS       | 7:36 | 2:47 | 5:12 | 15:35.8 | 5:12/M | So |
| 51 | 47    | 1102 | Kolton Dunkelbarger | Pekin Community HS | 7:21 |      | 8:14 | 15:35.9 | 5:12/M | Jr |
| 52 | 48    | 1063 | Tyler Bombacino     | Neuqua Valley HS   | 7:30 |      | 8:05 | 15:36.6 | 5:12/M | Jr |
| 53 | 49    | 1094 | Tyler Dunn          | Normal West        | 7:34 | 2:46 | 5:16 | 15:37.0 | 5:12/M | Jr |
| 54 | 50    | 695  | Jack Adams          | Cary-Grove         | 7:34 | 2:45 | 5:17 | 15:37.3 | 5:12/M | Sr |
| 55 | 51    | 992  | Jacob DeWitt        | McHenry HS         | 7:30 | 2:46 | 5:19 | 15:37.3 | 5:12/M | Sr |
| 56 | 52    | 769  | Dalton Martin       | East Moline United | 7:36 |      | 8:01 | 15:38.1 | 5:13/M | Jr |
| 57 | 53    | 940  | Alex Lynch          | Lyons Township     | 7:20 | 2:43 | 5:33 | 15:38.2 | 5:13/M | Sr |
| 58 | 54    | 735  | Ryan Foster         | Crystal Lake South | 7:32 | 2:47 | 5:18 | 15:38.2 | 5:13/M | Jr |
| 59 | 55    | 1163 | Sean Sanaghan       | Prospect HS        | 7:29 | 2:44 | 5:25 | 15:39.3 | 5:13/M | Sr |
| 60 | 56    | 1268 | David Castillo      | West Aurora HS     | 7:30 |      | 8:10 | 15:40.1 | 5:13/M | Sr |
| 61 | 57    | 643  | Jeff Girardot       | Benet Academy      | 7:38 |      | 8:01 | 15:40.3 | 5:13/M | Sr |
| 62 | 58    | 890  | Jeremy Roe          | Huntley HS         | 7:34 |      | 8:07 | 15:41.4 | 5:14/M | So |
| 63 | 59    | 696  | Kyle Adams          | Cary-Grove         | 7:36 | 2:49 | 5:17 | 15:43.4 | 5:14/M | Sr |
| 64 | 60    | 884  | Ian Geisler         | Huntley HS         | 7:36 | 2:47 | 5:19 | 15:43.6 | 5:14/M | Fr |
| 65 | 61    | 835  | Matt Jortberg       | Glenbrook South    | 7:42 | 2:48 | 5:13 | 15:45.1 | 5:15/M | Jr |
| 66 | 62    | 996  | Cole Overbey        | McHenry HS         | 7:41 |      | 8:03 | 15:45.2 | 5:15/M | Sr |
| 67 | 63    | 1164 | Nick Serio          | Prospect HS        | 7:30 |      | 8:15 | 15:45.8 | 5:15/M | Sr |
| 68 | 64    | 997  | Andrew Pilat        | McHenry HS         | 7:43 |      | 8:03 | 15:46.2 | 5:15/M | Jr |
| 69 | 65    | 864  | Ryan Greenwalt      | Hoffman Estates HS | 7:39 | 2:47 | 5:20 | 15:47.8 | 5:16/M | Sr |
| 70 | 66    | 1061 | Rodrigo Alvarez     | Neuqua Valley HS   | 7:37 | 2:49 | 5:23 | 15:49.7 | 5:16/M | Fr |
| 71 | 67    | 1046 | Michael Parduhn     | Mundelein HS       | 7:29 | 2:49 | 5:30 | 15:49.7 | 5:16/M | So |
| 72 | 68    | 641  | Will Engels         | Benet Academy      | 7:39 |      | 8:11 | 15:50.1 | 5:17/M | So |
| 73 | 69    | 1051 | Adam Balutowski     | Naperville Central | 7:36 | 2:48 | 5:25 | 15:50.3 | 5:17/M | Jr |
| 74 | 70    | 763  | Gio Morales         | East Aurora HS     | 7:41 | 2:48 | 5:21 | 15:51.3 | 5:17/M | Sr |
| 75 | 71    | 629  | Brian Gichuru       | Belleville West    | 7:35 |      | 8:16 | 15:51.7 | 5:17/M | Sr |
| 76 | 72    | 1294 | Ethan Kern          | York Community HS  | 7:44 | 2:47 | 5:20 | 15:52.1 | 5:17/M | Fr |
| 77 | 73    | 1219 | Nicolas Calderon    | Sandburg HS        | 7:37 |      | 8:14 | 15:52.4 | 5:17/M | So |
| 78 | 74    | 1070 | Michael Madiol      | Neuqua Valley HS   | 7:38 | 2:51 | 5:24 | 15:54.3 | 5:18/M | So |
| 79 | 75    | 1059 | Kenton Nash         | Naperville Central | 7:40 | 2:49 | 5:24 | 15:54.6 | 5:18/M | Sr |

|                    |                  |               |                    |                    |                 |               |               |             |             |             |
|--------------------|------------------|---------------|--------------------|--------------------|-----------------|---------------|---------------|-------------|-------------|-------------|
| 80                 | 76               | 1056          | Seth Klein-Collins | Naperville Central | 7:40            | 2:49          | 5:24          | 15:54.9     | 5:18/M      | So          |
| 81                 | 77               | 1054          | Will Cornish       | Naperville Central | 7:40            | 2:50          | 5:24          | 15:55.4     | 5:18/M      | Sr          |
| 82                 | 78               | 800           | Jack Darrow        | Fenwick            | 7:35            | 2:49          | 5:31          | 15:56.8     | 5:19/M      | Sr          |
| 83                 | 79               | 1082          | Tanner Gillam      | Normal University  | 7:33            |               | 8:23          | 15:57.1     | 5:19/M      | Jr          |
| 84                 | 80               | 1093          | Gabe Bush          | Normal West        | 7:56            | 2:47          | 5:13          | 15:57.8     | 5:19/M      | So          |
| 85                 | 81               | 1200          | Eddie Lennon       | Rolling Meadows HS | 7:41            | 2:52          | 5:24          | 15:58.2     | 5:19/M      | So          |
| 86                 | 82               | 839           | Joey Pauletto      | Glenbrook South    | 7:42            | 2:51          | 5:24          | 15:58.3     | 5:19/M      | So          |
| 87                 | 83               | 761           | Miguel Gonzalez    | East Aurora HS     | 7:36            |               | 8:22          | 15:58.4     | 5:19/M      | Jr          |
| 88                 | 84               | 1224          | Sam Rodriguez      | Sandburg HS        | 7:42            |               | 8:16          | 15:59.0     | 5:20/M      | Fr          |
| 89                 | 85               | 1217          | David Alvarez      | Sandburg HS        | 7:37            | 2:48          | 5:34          | 16:00.1     | 5:20/M      | Sr          |
| 90                 | 86               | 843           | Jordan Theriault   | Glenbrook South    | 7:39            | 2:50          | 5:31          | 16:02.1     | 5:21/M      | Jr          |
| 91                 | 87               | 1225          | Robbie Sieczkowski | Sandburg HS        | 7:38            | 2:49          | 5:34          | 16:02.4     | 5:21/M      | Jr          |
| 92                 | 88               | 703           | Derek Warren       | Cary-Grove         | 7:44            |               | 8:20          | 16:04.3     | 5:21/M      | So          |
| 93                 | (< 5)            | 1189          | Noah Friske        | Rockford East      | 7:40            | 2:53          | 5:31          | 16:05.7     | 5:22/M      | So          |
| 94                 | 89               | 837           | David Lopez        | Glenbrook South    | 7:43            | 2:50          | 5:32          | 16:06.2     | 5:22/M      | So          |
| 95                 | 90               | 646           | Ian Smith          | Benet Academy      | 7:49            | 2:54          | 5:22          | 16:06.3     | 5:22/M      | So          |
| 96                 | 91               | 858           | Alec Hill          | Hinsdale Central   | 7:44            | 2:50          | 5:32          | 16:07.8     | 5:22/M      | So          |
| 97                 | 92               | 1042          | Dillon Blake       | Mundelein HS       | 7:53            | 2:50          | 5:23          | 16:08.3     | 5:23/M      | Fr          |
| 98                 | 93               | 888           | Joey Ozzauto       | Huntley HS         | 7:41            | 2:54          | 5:32          | 16:08.7     | 5:23/M      | Jr          |
| 99                 | 94               | 1044          | Dario Carrillo     | Mundelein HS       | 7:32            | 2:52          | 5:44          | 16:09.0     | 5:23/M      | So          |
| 100                | 95               | 702           | Alex Sepeczi       | Cary-Grove         | 7:50            | 2:52          | 5:25          | 16:09.4     | 5:23/M      | So          |
| <b>O'All Place</b> | <b>Adj Place</b> | <b>Bib No</b> | <b>Name</b>        | <b>Team</b>        | <b>1.5 Mile</b> | <b>2 Mile</b> | <b>Finish</b> | <b>Time</b> | <b>Pace</b> | <b>YEAR</b> |
| 101                | 96               | 859           | Matt Kusak         | Hinsdale Central   | 7:49            |               | 8:20          | 16:09.4     | 5:23/M      | So          |
| 102                | 97               | 1057          | Joey Marcet        | Naperville Central | 7:49            | 2:49          | 5:30          | 16:09.5     | 5:23/M      | Sr          |
| 103                | 98               | 737           | Miles Foydl        | Crystal Lake South | 7:48            | 2:55          | 5:25          | 16:10.0     | 5:23/M      | Sr          |
| 104                | 99               | 1090          | Matt Zacharias     | Normal University  | 7:39            | 2:54          | 5:35          | 16:10.7     | 5:23/M      | Jr          |
| 105                | 100              | 762           | Jon Jaurez         | East Aurora HS     | 7:44            | 2:52          | 5:35          | 16:12.3     | 5:24/M      | Sr          |
| 106                | 101              | 855           | Keegan Caveney     | Hinsdale Central   | 7:54            | 2:50          | 5:27          | 16:12.5     | 5:24/M      | So          |
| 107                | 102              | 830           | Michael Ocasek     | Glenbrook North    | 7:59            | 2:49          | 5:23          | 16:13.0     | 5:24/M      | Jr          |
| 108                | 103              | 833           | Dana Sullivan      | Glenbrook North    | 7:54            |               | 8:18          | 16:13.1     | 5:24/M      | So          |
| 109                | 104              | 862           | Colin Yandel       | Hinsdale Central   | 7:44            |               | 8:28          | 16:13.3     | 5:24/M      | Jr          |
| 110                | 105              | 892           | Chris Simek        | Huntley HS         | 7:51            | 2:51          | 5:30          | 16:13.9     | 5:24/M      | So          |
| 111                | 106              | 766           | Abraham Vega       | East Aurora HS     | 7:50            | 2:52          | 5:31          | 16:14.7     | 5:25/M      | Jr          |
| 112                | (< 5)            | 618           | Arie Macias        | Alton High         | 7:51            | 2:54          | 5:29          | 16:15.5     | 5:25/M      | Sr          |
| 113                | 107              | 1289          | Dominic Castanoli  | York Community HS  | 7:45            |               | 8:29          | 16:15.5     | 5:25/M      | Sr          |
| 114                | 108              | 1097          | Colin McQueen      | Normal West        | 7:56            | 2:48          | 5:30          | 16:15.6     | 5:25/M      | Jr          |
| 115                | 109              | 645           | Connor O'Keefe     | Benet Academy      | 7:46            |               | 8:29          | 16:16.6     | 5:25/M      | So          |
| 116                | 110              | 1280          | Ben Karp           | Wheeling           | 7:52            | 2:52          | 5:32          | 16:17.5     | 5:26/M      | So          |
| 117                | 111              | 1284          | Tyler Polak        | Wheeling           | 7:54            | 2:52          | 5:30          | 16:17.5     | 5:26/M      | So          |
| 118                | 112              | 1269          | Reegan McCue       | West Aurora HS     | 7:48            | 2:56          | 5:33          | 16:18.0     | 5:26/M      | So          |
| 119                | 113              | 1201          | CJ Miller          | Rolling Meadows HS | 7:52            | 2:52          | 5:34          | 16:19.2     | 5:26/M      | So          |
| 120                | 114              | 697           | Maxum Caesar       | Cary-Grove         | 7:51            | 2:53          | 5:36          | 16:21.1     | 5:27/M      | Fr          |
| 121                | 115              | 806           | Jared Wermes       | Fenwick            | 7:56            | 2:56          | 5:29          | 16:21.5     | 5:27/M      | So          |
| 122                | 116              | 1291          | Liam Hill          | York Community HS  | 7:42            | 2:58          | 5:40          | 16:21.5     | 5:27/M      | Sr          |
| 123                | 117              | 840           | Matt Runtz         | Glenbrook South    | 7:52            | 2:52          | 5:36          | 16:21.8     | 5:27/M      | Sr          |
| 124                | 118              | 1100          | Charlie Wetzal     | Normal West        | 8:05            | 2:50          | 5:27          | 16:22.9     | 5:27/M      | Fr          |



|     |       |      |                       |                     |      |      |       |         |        |    |
|-----|-------|------|-----------------------|---------------------|------|------|-------|---------|--------|----|
| 125 | (< 5) | 1137 | Riley McIntyre        | Plainfield Central  | 7:56 | 2:58 | 5:28  | 16:23.5 | 5:28/M | Jr |
| 126 |       | 119  | 1223 Tom Marchese     | Sandburg HS         | 7:46 | 2:58 | 5:40  | 16:24.7 | 5:28/M | Sr |
| 127 |       | 120  | 774 Sawyer Swearingen | East Moline United  | 7:48 |      | 8:36  | 16:25.4 | 5:28/M | Sr |
| 128 | (< 5) | 910  | Jeremy Sikes          | Joliet West HS      | 8:01 | 2:54 | 5:30  | 16:25.5 | 5:28/M | Sr |
| 129 | (< 5) | 612  | Kelvin Cummings       | Alton High          | 7:52 | 2:53 | 5:40  | 16:26.1 | 5:29/M | Jr |
| 130 |       | 121  | 1204 Matt Schoessling | Rolling Meadows HS  | 7:56 | 2:54 | 5:34  | 16:26.4 | 5:29/M | So |
| 131 |       | 122  | 1281 Eric Le          | Wheeling            | 7:50 | 2:54 | 5:41  | 16:26.6 | 5:29/M | Jr |
| 132 |       | 123  | 827 Mike Lee          | Glenbrook North     | 7:55 |      | 8:32  | 16:27.2 | 5:29/M | Jr |
| 133 | (< 5) | 1135 | Ben Keneth            | Plainfield Central  | 8:03 | 2:53 | 5:29  | 16:27.4 | 5:29/M | Sr |
| 134 | (< 5) | 1134 | Jonathan Goetsch      | Plainfield Central  | 8:04 | 2:53 | 5:30  | 16:27.8 | 5:29/M | So |
| 135 |       | 124  | 704 Tommy Williams    | Cary-Grove          | 7:52 |      | 8:35  | 16:27.8 | 5:29/M | Sr |
| 136 |       | 125  | 764 Edgar Perez       | East Aurora HS      | 7:55 | 2:55 | 5:37  | 16:28.0 | 5:29/M | Jr |
| 137 |       | 126  | 991 Vince D'Angelo    | McHenry HS          | 8:06 |      | 8:22  | 16:28.3 | 5:29/M | Jr |
| 138 |       | 127  | 1105 Chase Paul       | Pekin Community HS  | 7:51 | 2:57 | 5:39  | 16:29.2 | 5:30/M | Sr |
| 139 |       | 128  | 773 Nathan Scherschel | East Moline United  | 8:00 | 2:56 | 5:31  | 16:29.4 | 5:30/M | Sr |
| 140 | (< 5) | 879  | Stewart Keene         | Homewood Flossmoor  | 7:56 |      | 8:33  | 16:29.6 | 5:30/M | Jr |
| 141 |       | 129  | 1091 Spencer Allsop   | Normal West         | 8:00 | 2:53 | 5:36  | 16:30.4 | 5:30/M | Jr |
| 142 |       | 130  | 1041 Aidan Afonso     | Mundelein HS        | 7:53 | 2:51 | 5:47  | 16:32.1 | 5:31/M | So |
| 143 |       | 131  | 1088 Grayson Will     | Normal University   | 7:58 |      | 8:34  | 16:33.3 | 5:31/M | Sr |
| 144 |       | 132  | 887 Brennan Lighthall | Huntley HS          | 7:55 | 2:57 | 5:40  | 16:33.4 | 5:31/M | Jr |
| 145 |       | 133  | 799 Brendan Copp      | Fenwick             | 7:56 | 2:56 | 5:41  | 16:35.3 | 5:32/M | Sr |
| 146 | (< 5) | 623  | Jackson Howell        | Belleville East     | 7:51 | 3:02 | 5:42  | 16:35.9 | 5:32/M | Jr |
| 147 |       | 134  | 1274 Patrick Reilly   | West Aurora HS      | 7:59 | 2:59 | 5:38  | 16:37.2 | 5:32/M | Jr |
| 148 |       | 135  | 1101 Brody Blackwell  | Pekin Community HS  | 8:03 | 2:54 | 5:40  | 16:38.8 | 5:33/M | So |
| 149 | (< 5) | 626  | Zach Panek            | Belleville East     | 7:52 | 2:55 | 5:51  | 16:39.9 | 5:33/M | Fr |
| 150 |       | 136  | 1296 Creighton Wolff  | York Community HS   | 7:52 | 2:59 | 5:48  | 16:40.5 | 5:33/M | Sr |
| 151 |       | 137  | 639 James Austgen     | Benet Academy       | 8:01 | 3:02 | 5:37  | 16:41.7 | 5:34/M | Jr |
| 152 | (< 5) | 895  | Christian Cazier      | Jersey              | 7:54 | 2:58 | 5:50  | 16:43.7 | 5:34/M | So |
| 153 |       | 138  | 1075 Jacob Myers      | Normal Community HS | 8:08 | 2:54 | 5:41  | 16:44.6 | 5:35/M | So |
| 154 |       | 139  | 1096 Zaine Losk       | Normal West         | 8:07 | 2:57 | 5:40  | 16:45.0 | 5:35/M | Jr |
| 155 |       | 140  | 1073 Colin Fitzgerald | Normal Community HS | 8:12 | 2:56 | 5:35  | 16:45.6 | 5:35/M | Fr |
| 156 |       | 141  | 1270 Griffin Morrill  | West Aurora HS      | 7:55 | 2:59 | 5:50  | 16:46.1 | 5:35/M | Sr |
| 157 | (< 5) | 619  | Evan Rathgeb          | Alton High          | 8:00 | 2:58 | 5:47  | 16:46.3 | 5:35/M | Sr |
| 158 | (< 5) | 628  | Dillion Vaupel        | Belleville East     | 7:57 | 3:01 | 5:48  | 16:47.8 | 5:36/M | Sr |
| 159 |       | 142  | 969 Gavin Voris       | Maine South         | 8:12 | 3:00 | 5:36  | 16:48.9 | 5:36/M | Jr |
| 160 |       | 143  | 1272 Will Nicholas    | West Aurora HS      | 8:07 |      | 8:41  | 16:48.9 | 5:36/M | So |
| 161 |       | 144  | 994 Dylan Jensen      | McHenry HS          | 8:11 | 2:57 | 5:41  | 16:50.5 | 5:37/M | Fr |
| 162 |       | 145  | 1271 Jackson Morrill  | West Aurora HS      | 8:02 | 3:00 | 5:47  | 16:51.4 | 5:37/M | Fr |
| 163 |       | 146  | 648 Jack Zinsky       | Benet Academy       | 7:57 |      | 8:54  | 16:52.5 | 5:37/M | Sr |
| 164 |       | 147  | 1206 Jacob Wright     | Rolling Meadows HS  | 8:07 | 3:01 | 5:43  | 16:52.6 | 5:37/M | Fr |
| 165 |       | 148  | 635 Luke Robben       | Belleville West     | 8:07 | 2:59 | 5:46  | 16:53.5 | 5:38/M | Jr |
| 166 |       | 149  | 828 Simon Lumby       | Glenbrook North     |      |      | 16:55 | 16:55.1 | 5:38/M | So |
| 167 |       | 150  | 739 Clayton Pfeifer   | Crystal Lake South  | 8:05 |      | 8:50  | 16:55.3 | 5:38/M | So |
| 168 |       | 151  | 801 Owen Filbin       | Fenwick             | 8:10 | 3:01 | 5:42  | 16:55.3 | 5:38/M | So |
| 169 |       | 152  | 967 Ian Spears        | Maine South         | 8:14 | 3:00 | 5:40  | 16:55.4 | 5:38/M | So |
| 170 | (< 5) | 880  | Elijah Leake          | Homewood Flossmoor  |      |      | 16:55 | 16:55.8 | 5:38/M | Sr |



## NEWS AND NOTES

RUNNERS OF THE WEEK: Peter Bukiri, Gavin Burns, Tommie Sieczkowski

SWSC @ Dellwood Park/Lockport

Saturday, Oct. 15, 2016

Mid 60s, some wind, overcast

### COACH'S COMMENTS:

Senior Strides and the SWSC meet always represent a culminating moment for our season. The senior strides tradition started with the concept of cheering on and congratulating the seniors on their dedication and hard work that their journeys represented. Even more important than that, the moment calls on the seniors to reflect on *who* they've become during that journey from their first strides to their last. The goal for everyone on the team is that when they are doing those senior strides they are overwhelmed with a sense of growth. They feel the true rewards of competing on this team and in this sport. They feel the strength of being challenged over and over again and leaving their comfort zone. Those are the places we grow. So seniors strides are not just for seniors. They are a moment for everyone on the team to examine their journey and reflect on how they are progressing toward that culminating moment when you are either filled with pride or regret.

While we fell short of our goals on Saturday there are many things to be proud of about this team. We came up a point short in the F/S race and a few points short in the varsity. There is little doubt we could have won both races with a small improvement. The race was there to be won in both cases and the decision needed to be made to hurt more to get it done and it wasn't. That's something that we need to use as motivation and a reminder of the importance of finding every ounce of effort, and even more importantly, every ounce of belief. In some cases, we once again, mentally—and therefore physically—placed ourselves behind other runners. I talked about the four LWE runners to our varsity before the race and it seemed that that information didn't motivate us, instead it made us think we belong behind them. The race was lost there. In the F/S race, every guy could have found one more guy but didn't. ***I am confident that in both cases it will make us a better team moving forward.*** I am glad the F/S lost. It hurts now. But I know how hard the journey is to become great. The minute you believe you've arrived and accomplished something is the minute you become complacent...and that is also the minute you stop getting better. I liked what I saw in the F/S—they were unhappy with the loss. I saw fire in their eyes. I could see before me the loss transforming into hunger. That is dangerous. That kind of hunger is hard to beat. I am excited about that and I trust that it will transform into some incredible determination in the off season. I have more on that below. For our varsity, it is a clear reminder of what lack of true belief can do. I believe so strongly in what happens at our practices. I believe when you do things the way we do them that you become powerful. In reflecting on this race I believed strongly enough in who we are becoming at practice that we'd challenge the guys to go for the win against a good team without Dylan Jacobs in there. Many people were confused by my decision—why would we risk giving up a SWSC title? I believe in risk taking. I believe in betting on you. I believe that is the true reward, not a trophy. Yes, we would have won if Dylan had raced. And so the Sandburg hallways have one less trophy in it. I have one less conference title on my coaching resume, whatever that means. L-Way East surely is excited about their accomplishment and is more confident now after taking down a team they've never beaten. But this is what I believe in. I believe in you guys. I believe in embracing the risk of failure. I believe in focusing on *who* you are becoming while we chase down those trophies, not in the trophies themselves. In reflecting on the race, too, I feel badly because I clearly didn't do my job to get you guys prepared. We lost because we were not as ready as we could have been, and that is my fault. I have not done a good enough job. I will fix that and I am sorry I'm not pulling my weight in our process. I am confident we'll be ready for our biggest races to come. It's what we do at Sandburg. When

eagles take flight it is for a purpose. There are no “joy flights.” And the Eagles have always taken flight when it has mattered most. We have the most purpose.

Certainly this year’s course conditions were a little slower than last year. So it was exciting to see **Peter Bukiri** continue to improve. His improvement comes from a concerted effort to improve his mental process during workouts and races. It first showed up in workouts and then translated to races. That is exactly what we should be doing with practice: it’s not just about getting in shape or physically stronger. Focus on your mental processes and you will get better. Bukiri ran a tough race on a tough course. He was moving throughout the race and had to be stubborn enough to hold people off in the end. With 800 to go, it was possible that the group tracking him could have caught him but he didn’t break. **Connor Devlin** has had a lot of frustrating disruptions to training this season. With more ability to work through these physical issues he would have been even stronger on Saturday. As a competitor, we have few people better than Devlin. He has the competitive fire that the great ones possess. With consistency over the next year, he could be one of the best runners in the state. Without it, he will be relying on that competitiveness to carry him and while that makes him good, he won’t be great. Competitive fire plus preparation is tough to beat. We had three tough freshmen: **Will Giblin**, **Ben Giblin**, and **Ian McGrath** tracking right behind. They ran tough. As future champions, there is a lot to learn about the Lockport kid who finished one second in front of them. Competing at the highest level means not just going for a PR, not just trying to beat your teammate, but it means finding the will to beat your competition. That’s competing. I hope we remember that Lockport guy one second in front of us in the future. Every guy. Every second. In the varsity race, it was great to see **Martin Skucas** take his place in Sandburg history as a SWSC champion. He had to step up and beat a guy who beat him at PND and that’s exactly what he did—by a wide margin. Skucas needs to be that individual performer for us this season. Saturday was a strong performance and shows we have two #1 runners. Our other guys were more tentative. The race went out slow, as we predicted. And we wanted to be tracking those guys and jump on them in the woods. Yet, we gave them too much space. I didn’t understand why we gave them space when the pace was slow. Once in the woods, **Robbie Siczkowski** made a move to get guys. I was surprised our other guys were willing to stay back. When a teammate makes a move, that should motivate you. If guys are just hanging back, you should bury them. We were holding each other back. Other than Robbie, no one was pushing for the LWE competition. Once again, we compete with each other, but we need to compete against other teams. If you look at the results, you can see how much the victory was *right there* and we chose not to run it down. I know it’s easier said than done, but that’s what it takes. It’s simple. Also, I did not see a team together before the race. One guy off walking the course, another guy on a random stroll, another guy talking with a guy from a different team. For now on, you guys stick like glue to each other. In the open race, we had some highlights. I am continually impressed with **Alex Miller**. People have taken notice of this guy’s relentlessness. He doesn’t give up, period. What a tough race from a tough kid. I can’t wait to see what that relentlessness turns into over the next year. **TJ Cosler** is another guy that looks like he’s going to be so important to this team moving forward. He’s a great leader—he has the right mentality and knows what it means to compete and work. I’m so impressed with his poise and determination. **Steven Kronenberger** ran another solid race. I can’t help but think he could be really, really good if he chooses to work consistently and push his limits in practice every day. **James LeGrand** is someone who has impressed us in his first year with his positive attitude and resiliency. After his transfer was totally official, he had missed half the season, which was frustrating. He stayed positive throughout the whole season, even when it was really frustrating for him.

36:38. August 20<sup>th</sup>. 2.98 miles, mostly flat course. 24:07. October 15. 3.1 miles, very hilly course. Twelve and a half minutes faster on a longer and slower course, less than two months apart. How did this happen? **Gavin Burns** has earned the respect of his teammates. I don’t know too many people we respect more. He has not been one of our scoring varsity runners. He has not been one of our scoring sophomore runners. Yet, there it is: we talk about Championship Character. Gavin has it. For that reason, people respect the heck out of him. That is what wins over time. He did not limit himself. He never settled. The guys worked *hard* every day. *Every day*. Some of us go through our runs like we are sleepwalking or like we are at the lunch table with our friends—talking it up, not really thinking about how we are getting better that day. Gavin doesn’t drop twelve and a half minutes (and much more if the courses were the same) in less than two months unless he was 100% focused on getting better *every day*. He challenges every one of us to think if we are working as hard or as purposeful as he has. Trust me, I would check in with Gavin on runs. It wasn’t easy. He had to hurt for it. He

was *never* comfortable. As I've always said, the key to growth lies in challenging comfort. Gavin personifies this concept.

To our freshmen and sophomores:

In 2012, a group of Sandburg freshmen ran at Dellwood Park. They lost to Lincoln-Way Central that day. Here are their times at Dellwood and their times from senior year at Detweiller:

|                | <u>Dellwood freshmen year</u> | <u>Detweiller senior year</u> |
|----------------|-------------------------------|-------------------------------|
| Tom Brennan    | 16:56                         | 14:45                         |
| Sean Torpy     | 17:55                         | 14:24                         |
| Dan Laskero    | 18:19                         | 14:51                         |
| Max Lehnhardt  | 18:42                         | 14:37                         |
| David Gleisner | 19:12                         | 15:05                         |
| Brandon Lukas  | 20:10                         | 14:54                         |

Their senior year they won state, went to Nike Nationals, and re-wrote the record books. I wrote in their post-race results that day: *We lost, but the freshmen have the work ethic, competitive fire, and consistency that is needed to become great. All of our younger guys are going to have to be extremely committed to achieve our goals now and in future seasons. Nothing will be given to us—that became clear on Saturday.*

Nothing was given to them. If you look at their times, they were good but not great. They were beaten badly by a conference team who had five guys in front of Sean Torpy who would go on to beat them all by over a minute and finish third in state. They did not look like a future all-time United States great team. That's what they chose to become. The following four years they *never* missed a day of practice: not for illness, vacation, or because they didn't feel like it. We called it "Psychotic Dedication." That's what they had. All of them worked day in and day out with *passion*. They were on a mission. Also, what's so important to note is that Tommy Brennan ran so much faster than everyone else on our team that day but by the time they were seniors, everyone was running with or even ahead of him. How did this happen? Not one of them ever put Brennan ahead of themselves. They always believed they could run with him, even when he was beating them by a minute or more. They just saw the version of themselves that they were becoming. They all went all-in. Some of them gave up other activities, Chris Torpy joined the team after playing football his freshman year, and they went all-in, year round. At the end of four years, no one could beat them. They were unbreakable. So, our F/S group is in the same position. Other F/S teams have beaten us. We were beaten soundly at St. Charles and Peoria, we lost SWSC by a point. We need to decide to go all-in. All-in means everyone. A championship is a community effort. All-in means every guy on the team. It means everyone's families buy into it, all the coaches, our alumni, and every guy on this team. The only way we find that out is through actions. What will this group be feeling and talking about when they are doing their senior strides?

**F/S All SWSC:** Bukiri, Devlin, W Giblin, B Giblin, McGrath, Cunningham

**Varsity All SWSC:** Skucas, Szymanski, Sieczkowski, Alvarez, Calderon, Marchese, Rodriguez

**TIDBITS:** >>Turn in gear today or Monday, Nov 7. >>Run Polar Bear, Join Track, Run CC Summer Camp!!! >>Craft Fair Help Sunday, Nov 20 at 3:45 in the Grill Area >>Come to the Regional, Sectional and State meets>>Cold weather gear required for the remainder of the season.

**WHAT'S NEXT:** IHSA Regional and Sectionals at Midlothian Meadows Forest Preserve 153<sup>rd</sup> and Pulaski, Oct 22 & 29. IHSA State Meet at Detweiller Park, Peoria Saturday Nov. 5 Race at 2:00. Keep in tune with @SandburgCC and our website. **LET'S KEEP IT GOING! EVERYONE IS A PART OF THIS TEAM'S RUN!**

**Sophomore:**

1. Lockport— 36    2. Sandburg— 37    3. LWE— 70    4. Bolingbrook--105    5. Stagg--141

**SWSC '15**

1. Paske— Lockport    17:24

2. Bukiri                    17:52                    18:25

3. Pulido— LWE        17:53

4. Cushing— BB        17:55

5. Devlin                    18:00

|                        |       |       |
|------------------------|-------|-------|
| 6. Pajeau— Lockport    | 18:00 |       |
| 7. Schelli— Lockport   | 18:05 |       |
| 8. Cronhol,-- Lockport | 18:11 |       |
| 9. W Giblin            | 18:12 |       |
| 10. B Giblin           | 18:12 |       |
| 11. McGrath            | 18:12 |       |
| 12. Cavanaugh— LWE     | 18:28 |       |
| 13. Cunningham         | 18:34 | 19:10 |
| 14. Kistinge— Lockport | 18:36 |       |
| 15. Walkosz— Lockport  | 18:36 |       |
| 16. Hemlich— LWE       | 18:37 |       |
| 17. Apellido           | 18:37 |       |

**Varsity:**

1. L- Way East— 28    2. Sandburg— 36    3. Lockport— 105    4. B-brook--108    5. Stagg--113

SWSC '15

|                      |       |       |
|----------------------|-------|-------|
| 1. Skucas            | 16:14 | 16:09 |
| 2. Gardner— LWE      | 16:35 |       |
| 3. Healy— LWE        | 16:46 |       |
| 4. Platek— LWE       | 16:52 |       |
| 5. Szymanski         | 16:56 | 16:41 |
| 6. Trost— LWE        | 17:02 |       |
| 7. Sieczkowski       | 17:04 | 17:40 |
| 8. Beyer— BB         | 17:11 |       |
| 9. Musich— Lockport  | 17:11 |       |
| 10. Tarantino— Stagg | 17:14 |       |
| 11. Alvarez          | 17:15 |       |
| 12. Calderon         | 17:16 | 17:43 |
| 13. Stajkowski-LWE   | 17:20 |       |
| 14. Marchese         | 17:22 | 17:27 |
| 15. Rodriguez        | 17:23 |       |

**Open:**

SWSC '15

|                  |       |       |
|------------------|-------|-------|
| 1. Furmanek      | 17:29 | 17:55 |
| 2. Cachares      | 17:40 |       |
| 3. Gonsch        | 17:54 | 17:22 |
| 6. Morris        | 18:23 | 18:23 |
| 7. Wagner        | 18:23 | 18:44 |
| 9. Papan         | 18:28 | 19:09 |
| 10. Nolan        | 18:30 | 18:36 |
| 12. Duffy        | 18:41 | 18:23 |
| 14. Miller       | 18:44 |       |
| 17. Walter       | 18:54 | 20:58 |
| 20. Miranda-Gale | 19:08 |       |
| 23. Cosler       | 19:12 |       |
| 25. Kronenberger | 19:21 |       |
| 29. Fornaris     | 19:27 | 20:46 |
| 32. Starzec      | 19:35 | 19:57 |
| 33. LeGrand      | 19:39 |       |
| 37. Bruce        | 19:49 |       |
| 40. Pittacora    | 20:00 | 21:57 |
| 43. Mathas       | 20:05 | 20:53 |
| 50. Pearson      | 20:16 |       |
| 55. Claire       | 20:38 | 21:19 |
| 58. Carollo      | 20:40 | 20:54 |
| 59. Walsh        | 20:42 |       |

|                |       |       |
|----------------|-------|-------|
| 62. Rutkowski  | 20:56 |       |
| 63. Villaneuva | 20:58 |       |
| 68. Lane       | 21:06 | 20:33 |
| 69. Spaargaren | 21:06 | 21:54 |
| 70. Sak        | 21:08 | 20:50 |
| 73. Carlson    | 21:13 | 21:48 |
| 75. Hernandez  | 21:23 |       |
| 78. Campobasso | 21:27 |       |
| 89. McKeough   | 22:15 |       |
| 95. Kenes      | 22:30 | 21:02 |
| 100. Murphy    | 22:35 |       |
| 109. Williams  | 23:19 |       |
| 112. Bhan      | 23:49 |       |
| 114. Burns     | 24:07 |       |

# Sandburg

*CROSS COUNTRY*

October 15, 2016

Team Summary Results

## Boys

## Boys F/S

## Class - A All Runners

| <u>Place</u> | <u>Team</u>          | <u>Top 5<br/>Places</u> | <u>Finishers</u> ----- |          |          |          |          |           |           |
|--------------|----------------------|-------------------------|------------------------|----------|----------|----------|----------|-----------|-----------|
|              |                      |                         | <u>1</u>               | <u>2</u> | <u>3</u> | <u>4</u> | <u>5</u> | <u>6*</u> | <u>7*</u> |
| 1            | Lockport Township HS | 36                      | 1                      | 6        | 7        | 8        | 14       | 15        | 27        |
|              |                      | <i>Top 5 Times:</i>     | 1:30:14.00             |          |          |          |          |           |           |
| 2            | Sandburg             | 37                      | 2                      | 5        | 9        | 10       | 11       | 13        | 17        |
|              |                      | <i>Top 5 Times:</i>     | 1:30:27.00             |          |          |          |          |           |           |
| 3            | Lincoln-Way East     | 70                      | 3                      | 12       | 16       | 18       | 21       | 23        | 41        |
|              |                      | <i>Top 5 Times:</i>     | 1:33:18.00             |          |          |          |          |           |           |
| 4            | Bolingbrook          | 105                     | 4                      | 19       | 22       | 29       | 31       | 40        | 42        |
|              |                      | <i>Top 5 Times:</i>     | 1:37:34.00             |          |          |          |          |           |           |
| 5            | Stagg HiS            | 141                     | 20                     | 24       | 30       | 33       | 34       | 36        | 38        |
|              |                      | <i>Top 5 Times:</i>     | 1:42:19.00             |          |          |          |          |           |           |
| 6            | Homewood FLossmoor   | 146                     | 25                     | 26       | 28       | 32       | 35       | 37        | 39        |
|              |                      | <i>Top 5 Times:</i>     | 1:42:54.00             |          |          |          |          |           |           |

Overall Finish List**Boys****Boys F/S****Class - A All Runners**

| <u>Place</u> | <u>Score</u> | <u>Bib No</u> | <u>Name</u>       | <u>Team</u>          | <u>Year</u> | <u>Time</u> | <u>Pace</u> |
|--------------|--------------|---------------|-------------------|----------------------|-------------|-------------|-------------|
| 1            | 1            | 325           | Donovan Paske     | Lockport Township HS | SO          | 17:24.00    | 5:48/M      |
| 2            | 2            | 437           | Peter Bukiri      | Sandburg             | SO          | 17:52.00    | 5:57/M      |
| 3            | 3            | 276           | Aj Pulido         | Lincoln-Way East     | SO          | 17:53.00    | 5:57/M      |
| 4            | 4            | 188           | Tyler Cushing     | Bolingbrook          | FR          | 17:55.00    | 5:58/M      |
| 5            | 5            | 447           | Connor Devlin     | Sandburg             | SO          | 18:00.00    | 6:00/M      |
| 6            | 6            | 324           | Aidan Pajeau      | Lockport Township HS | FR          | 18:00.00    | 6:00/M      |
| 7            | 7            | 326           | Marc Schelli      | Lockport Township HS | SO          | 18:05.00    | 6:01/M      |
| 8            | 8            | 299           | Ross Cronholm     | Lockport Township HS | FR          | 18:11.00    | 6:03/M      |
| 9            | 9            | 452           | Will Giblin       | Sandburg             | FR          | 18:12.00    | 6:04/M      |
| 10           | 10           | 451           | Ben Giblin        | Sandburg             | FR          | 18:12.00    | 6:04/M      |
| 11           | 11           | 461           | Ian McGrath       | Sandburg             | FR          | 18:12.00    | 6:04/M      |
| 12           | 12           | 254           | Cam Kavanaugh     | Lincoln-Way East     | FR          | 18:28.00    | 6:09/M      |
| 13           | 13           | 446           | John Cunningham   | Sandburg             | SO          | 18:34.00    | 6:11/M      |
| 14           | 14           | 315           | Alex Kistingner   | Lockport Township HS | SO          | 18:36.00    | 6:12/M      |
| 15           | 15           | 334           | Michael Walkosz   | Lockport Township HS | FR          | 18:36.00    | 6:12/M      |
| 16           | 16           | 248           | Jake Hemlich      | Lincoln-Way East     | SO          | 18:37.00    | 6:12/M      |
| 17           | 17           | 433           | Alfredo Apellido  | Sandburg             | SO          | 18:37.00    | 6:12/M      |
| 18           | 18           | 220           | Tom Arndt         | Lincoln-Way East     | SO          | 18:57.00    | 6:19/M      |
| 19           | 19           | 200           | Gavin Villiger    | Bolingbrook          | SO          | 19:01.00    | 6:20/M      |
| 20           | 20           | 344           | Brendan Conroy    | Stagg HiS            | SO          | 19:21.00    | 6:27/M      |
| 21           | 21           | 281           | Ryan Schuetz      | Lincoln-Way East     | SO          | 19:25.00    | 6:28/M      |
| 22           | 22           | 184           | Kristian Bielski  | Bolingbrook          | SO          | 19:28.00    | 6:29/M      |
| 23           | 23           | 263           | Ryan McCoy        | Lincoln-Way East     | FR          | 19:29.00    | 6:29/M      |
| 24           | 24           | 350           | Christian Gambotz | Stagg HiS            | FR          | 19:44.00    | 6:34/M      |
| 25           | 25           | 202           | Judah Epperson    | Homewood FLossmoor   | SO          | 19:55.00    | 6:38/M      |
| 26           | 26           | 207           | Nicholas Homgren  | Homewood FLossmoor   | SO          | 20:10.00    | 6:43/M      |
| 27           | 27           | 329           | Russell Simmons   | Lockport Township HS | SO          | 20:11.00    | 6:43/M      |
| 28           | 28           | 213           | Matt Piotrowski   | Homewood FLossmoor   | SO          | 20:11.00    | 6:43/M      |
| 29           | 29           | 187           | Jake Cozzi        | Bolingbrook          | FR          | 20:18.00    | 6:46/M      |
| 30           | 30           | 353           | Colin Hobart      | Stagg HiS            | FR          | 20:48.00    | 6:56/M      |
| 31           | 31           | 199           | Kendall Scott     | Bolingbrook          | FR          | 20:53.00    | 6:57/M      |
| 32           | 32           | 203           | Justin Garcia     | Homewood FLossmoor   | SO          | 20:55.00    | 6:58/M      |
| 33           | 33           | 366           | Peter Rokowski    | Stagg HiS            | FR          | 21:01.00    | 7:00/M      |
| 34           | 34           | 374           | Ben Villarreal    | Stagg HiS            | SO          | 21:27.00    | 7:09/M      |
| 35           | 35           | 210           | Elijah Knicker    | Homewood FLossmoor   | SO          | 21:45.00    | 7:15/M      |
| 36           | 36           | 351           | Jake Gambotz      | Stagg HiS            | FR          | 21:59.00    | 7:19/M      |
| 37           | 37           | 218           | Isaiah Zillman    | Homewood FLossmoor   | FR          | 22:44.00    | 7:34/M      |
| 38           | 38           | 336           | Ali Abuzir        | Stagg HiS            | SO          | 22:54.00    | 7:38/M      |
| 39           | 39           | 215           | Joseph Rubio      | Homewood FLossmoor   | SO          | 23:00.00    | 7:40/M      |
| 40           | 40           | 194           | Kevin Laroche     | Bolingbrook          | SO          | 23:04.00    | 7:41/M      |
| 41           | 41           | 235           | Ryan Drafke       | Lincoln-Way East     | SO          | 24:03.00    | 8:01/M      |
| 42           | 42           | 191           | Rian Jacquat      | Bolingbrook          | FR          | 24:56.00    | 8:18/M      |



Team Summary Results

Boys

Boys Varsity

Class - A All Runners

| <u>Place</u> | <u>Team</u>          | <u>Top 5<br/>Places</u> | <u>Finishers</u> |          |          |          |          |           |           |
|--------------|----------------------|-------------------------|------------------|----------|----------|----------|----------|-----------|-----------|
|              |                      |                         | <u>1</u>         | <u>2</u> | <u>3</u> | <u>4</u> | <u>5</u> | <u>6*</u> | <u>7*</u> |
| 1            | Lincoln-Way East     | 28                      | 2                | 3        | 4        | 6        | 13       | 18        | 20        |
|              |                      | <i>Top 5 Times:</i>     | 1:24:32.00       |          |          |          |          |           |           |
| 2            | Sandburg             | 36                      | 1                | 5        | 7        | 11       | 12       | 14        | 15        |
|              |                      | <i>Top 5 Times:</i>     | 1:24:44.00       |          |          |          |          |           |           |
| 3            | Lockport Township HS | 105                     | 9                | 19       | 23       | 26       | 28       | 33        | 37        |
|              |                      | <i>Top 5 Times:</i>     | 1:29:02.00       |          |          |          |          |           |           |
| 4            | Bolingbrook          | 108                     | 8                | 17       | 21       | 22       | 40       | 41        | 42        |
|              |                      | <i>Top 5 Times:</i>     | 1:30:09.00       |          |          |          |          |           |           |
| 5            | Stagg HiS            | 113                     | 10               | 16       | 27       | 29       | 31       | 34        | 39        |
|              |                      | <i>Top 5 Times:</i>     | 1:29:44.00       |          |          |          |          |           |           |
| 6            | Homewood Flossmoor   | 146                     | 24               | 25       | 30       | 32       | 35       | 36        | 38        |
|              |                      | <i>Top 5 Times:</i>     | 1:32:09.00       |          |          |          |          |           |           |

October 15, 2016

Overall Finish List**Boys****Boys Varsity****Class - A All Runners**

| <u>Place</u> | <u>Score</u> | <u>Bib No</u> | <u>Name</u>        | <u>Team</u>          | <u>Year</u> | <u>Time</u> | <u>Pace</u> |
|--------------|--------------|---------------|--------------------|----------------------|-------------|-------------|-------------|
| 1            | 1            | 477           | Martin Skucas      | Sandburg             | SR          | 16:14.00    | 5:24/M      |
| 2            | 2            | 243           | Brett Gardner      | Lincoln-Way East     | FR          | 16:35.00    | 5:31/M      |
| 3            | 3            | 247           | Noah Healy         | Lincoln-Way East     | SR          | 16:46.00    | 5:35/M      |
| 4            | 4            | 275           | Scott Platek       | Lincoln-Way East     | SR          | 16:52.00    | 5:37/M      |
| 5            | 5            | 480           | Alex Szymanski     | Sandburg             | SR          | 16:56.00    | 5:38/M      |
| 6            | 6            | 286           | Mike Trost         | Lincoln-Way East     | JR          | 17:02.00    | 5:40/M      |
| 7            | 7            | 476           | Robbie Sieczkowski | Sandburg             | JR          | 17:04.00    | 5:41/M      |
| 8            | 8            | 183           | Joshua Beyler      | Bolingbrook          | JR          | 17:11.00    | 5:43/M      |
| 9            | 9            | 322           | Cade Musich        | Lockport Township HS | JR          | 17:11.00    | 5:43/M      |
| 10           | 10           | 373           | Jared Tarantino    | Stagg HiS            | JR          | 17:14.00    | 5:44/M      |
| 11           | 11           | 432           | David Alvarez      | Sandburg             | SR          | 17:15.00    | 5:45/M      |
| 12           | 12           | 440           | Nicolas Calderon   | Sandburg             | SO          | 17:16.00    | 5:45/M      |
| 13           | 13           | 284           | Jeremy Stajkowski  | Lincoln-Way East     | JR          | 17:20.00    | 5:46/M      |
| 14           | 14           | 459           | Tom Marchese       | Sandburg             | SR          | 17:22.00    | 5:47/M      |
| 15           | 15           | 472           | Sam Rodriguez      | Sandburg             | FR          | 17:23.00    | 5:47/M      |
| 16           | 16           | 358           | Anthony Koncius    | Stagg HiS            | SR          | 17:27.00    | 5:49/M      |
| 17           | 17           | 195           | Arij Najeeb        | Bolingbrook          | JR          | 17:31.00    | 5:50/M      |
| 18           | 18           | 270           | David Nino         | Lincoln-Way East     | SR          | 17:35.00    | 5:51/M      |
| 19           | 19           | 300           | Lucas Czerwonka    | Lockport Township HS | SR          | 17:44.00    | 5:54/M      |
| 20           | 20           | 236           | Will Evans         | Lincoln-Way East     | JR          | 17:48.00    | 5:56/M      |
| 21           | 21           | 190           | Coby Hageman       | Bolingbrook          | JR          | 17:49.00    | 5:56/M      |
| 22           | 22           | 197           | Caleb Robertson    | Bolingbrook          | SR          | 17:49.00    | 5:56/M      |
| 23           | 23           | 305           | Drew Elwood        | Lockport Township HS | SR          | 17:59.00    | 5:59/M      |
| 24           | 24           | 209           | Stewart Keene      | Homewood Flossmoor   | JR          | 17:59.00    | 5:59/M      |
| 25           | 25           | 211           | Elijah Leake       | Homewood Flossmoor   | SR          | 18:00.00    | 6:00/M      |
| 26           | 26           | 314           | Liam Kennedy       | Lockport Township HS | JR          | 18:02.00    | 6:00/M      |
| 27           | 27           | 354           | Justin Hobart      | Stagg HiS            | JR          | 18:08.00    | 6:03/M      |
| 28           | 28           | 317           | David Krzysiak     | Lockport Township HS | JR          | 18:09.00    | 6:03/M      |
| 29           | 29           | 360           | Kyle Madura        | Stagg HiS            | JR          | 18:21.00    | 6:07/M      |
| 30           | 30           | 201           | Brad Coen          | Homewood Flossmoor   | JR          | 18:29.00    | 6:09/M      |
| 31           | 31           | 370           | Khamis Suleiman    | Stagg HiS            | SR          | 18:35.00    | 6:11/M      |
| 32           | 32           | 206           | Joe Henry          | Homewood Flossmoor   | SR          | 18:43.00    | 6:14/M      |
| 33           | 33           | 320           | Dylan McCarthy     | Lockport Township HS | JR          | 18:45.00    | 6:15/M      |
| 34           | 34           | 359           | Arnas Liesis       | Stagg HiS            | JR          | 18:52.00    | 6:17/M      |
| 35           | 35           | 208           | Jazz Jabulani      | Homewood Flossmoor   | FR          | 18:59.00    | 6:19/M      |
| 36           | 36           | 204           | Byron Graham       | Homewood Flossmoor   | JR          | 19:04.00    | 6:21/M      |
| 37           | 37           | 309           | Andrew Hensen      | Lockport Township HS | SR          | 19:04.00    | 6:21/M      |
| 38           | 38           | 217           | Wyatt Shipman      | Homewood Flossmoor   | SO          | 19:07.00    | 6:22/M      |
| 39           | 39           | 338           | Matt Aleck         | Stagg HiS            | JR          | 19:37.00    | 6:32/M      |
| 40           | 40           | 182           | Mark Bennett       | Bolingbrook          | SR          | 19:51.00    | 6:37/M      |
| 41           | 41           | 186           | Luis Correa        | Bolingbrook          | JR          | 21:04.00    | 7:01/M      |
| 42           | 42           | 196           | Alex Quintana      | Bolingbrook          | JR          | 21:14.00    | 7:04/M      |

|           |     |                        |                      |                      |          |         |    |
|-----------|-----|------------------------|----------------------|----------------------|----------|---------|----|
| 104 (> 7) | 81  | Joanne Depre           | Lincoln-Way East     | 29:46.00             | 9:55/M   | JR      |    |
| 105 (> 7) | 156 | Natalie Fallad         | Lockport Township HS | 29:58.00             | 9:59/M   | JR      |    |
| 106 (> 7) | 82  | Claire Dilger          | Lincoln-Way East     | 30:01.00             | 10:00/M  | SR      |    |
| 107 (> 7) | 395 | Christina Krzeczowski  | Sandburg             | 30:11.00             | 10:03/M  | JR      |    |
| 108 (> 7) | 421 | Alexandra Tsiakopoulos | Sandburg             | 30:22.00             | 10:07/M  | SR      |    |
| 109       | 31  | 39                     | Melanie Naranjo      | Bolingbrook          | 31:22.00 | 10:27/M | SR |
| 110       | 32  | 15                     | Liv Montesdeoca      | Amos Alonzo Stagg HS | 31:23.00 | 10:27/M | JR |
| 111       | 33  | 25                     | Alex Takuski         | Amos Alonzo Stagg HS | 31:42.00 | 10:34/M | SR |
| 112       | 34  | 21                     | Samantha Sherman     | Amos Alonzo Stagg HS | 31:52.00 | 10:37/M | SR |
| 113 (> 7) | 131 | Andie Vamvakas         | Lincoln-Way East     | 32:01.00             | 10:40/M  | SR      |    |
| 114       | 35  | 24                     | Alicia Szewczyk      | Amos Alonzo Stagg HS | 32:42.00 | 10:54/M | SO |
| 115 (> 7) | 23  | Amelia Szczerba        | Amos Alonzo Stagg HS | 32:43.00             | 10:54/M  | FR      |    |
| 116 (> 7) | 431 | Ellen Lebert           | Sandburg             | 32:45.00             | 10:55/M  | JR      |    |
| 117 (> 7) | 102 | Grace Lewis            | Lincoln-Way East     | 32:56.00             | 10:58/M  | SR      |    |
| 118 (> 7) | 133 | Teresa Velasco         | Lincoln-Way East     | 32:59.00             | 10:59/M  | SR      |    |
| 119 (> 7) | 6   | Jessica Fajardo        | Amos Alonzo Stagg HS | 35:55.00             | 11:58/M  | FR      |    |
| 120 (> 7) | 77  | Nicole Chiuccariello   | Lincoln-Way East     | 36:12.00             | 12:04/M  | SO      |    |

## Overall Finish List - Boys

### Open

### All Runners

| <u>O'all</u> | <u>Adj</u>   |               |                     |                      |             |             |             |  |
|--------------|--------------|---------------|---------------------|----------------------|-------------|-------------|-------------|--|
| <u>Place</u> | <u>Place</u> | <u>Bib No</u> | <u>Name</u>         | <u>Team</u>          | <u>Time</u> | <u>Pace</u> | <u>Year</u> |  |
| 1            | 1            | 450           | Xander Furmanek     | Sandburg             | 17:29.00    | 5:49/M      | JR          |  |
| 2            | 2            | 439           | Ben Cachares        | Sandburg             | 17:40.00    | 5:53/M      | SR          |  |
| 3            | 3            | 453           | Nicholas Gonsch     | Sandburg             | 17:54.00    | 5:58/M      | JR          |  |
| 4            | 4            | 250           | Anothny Iozzo       | Lincoln-Way East     | 18:00.00    | 6:00/M      | JR          |  |
| 5            | 5            | 225           | Sam Chomiak         | Lincoln-Way East     | 18:21.00    | 6:07/M      | JR          |  |
| 6            | 6            | 466           | Patrick Morris      | Sandburg             | 18:23.00    | 6:07/M      | JR          |  |
| 7            | 7            | 483           | Ryan Wagner         | Sandburg             | 18:23.00    | 6:07/M      | JR          |  |
| 8            | 8            | 283           | Konrad Shirley      | Lincoln-Way East     | 18:27.00    | 6:09/M      | SR          |  |
| 9            | 9            | 469           | Danny Papan         | Sandburg             | 18:28.00    | 6:09/M      | SR          |  |
| 10           | 10           | 468           | Josh Nolan          | Sandburg             | 18:30.00    | 6:10/M      | SR          |  |
| 11           | 11           | 292           | Michael Barber      | Lockport Township HS | 18:40.00    | 6:13/M      | FR          |  |
| 12 (> 7)     |              | 448           | Brendan Duffy       | Sandburg             | 18:41.00    | 6:13/M      | JR          |  |
| 13           | 12           | 252           | Matt Jung           | Lincoln-Way East     | 18:42.00    | 6:14/M      | JR          |  |
| 14 (> 7)     |              | 463           | Alex Miller         | Sandburg             | 18:44.00    | 6:14/M      | FR          |  |
| 15           | 13           | 282           | Joe Schutez         | Lincoln-Way East     | 18:49.00    | 6:16/M      | SR          |  |
| 16           | 14           | 303           | Brendan Diamond     | Lockport Township HS | 18:50.00    | 6:16/M      | FR          |  |
| 17 (> 7)     |              | 485           | Benjamin Walter     | Sandburg             | 18:54.00    | 6:18/M      | SO          |  |
| 18           | 15           | 239           | Luke Fitzgerald     | Lincoln-Way East     | 18:56.00    | 6:18/M      | SO          |  |
| 19           | 16           | 323           | Nolan O'Neil        | Lockport Township HS | 19:01.00    | 6:20/M      | JR          |  |
| 20 (> 7)     |              | 464           | Ethan Miranda-Gale  | Sandburg             | 19:08.00    | 6:22/M      | SO          |  |
| 21           | 17           | 265           | Ryan McEldowney     | Lincoln-Way East     | 19:10.00    | 6:23/M      | FR          |  |
| 22 (> 7)     |              | 291           | Ben Zinsky          | Lincoln-Way East     | 19:12.00    | 6:24/M      | FR          |  |
| 23 (> 7)     |              | 445           | Tj Cosler           | Sandburg             | 19:12.00    | 6:24/M      | FR          |  |
| 24 (> 7)     |              | 273           | Shivam Patel        | Lincoln-Way East     | 19:19.00    | 6:26/M      | SR          |  |
| 25 (> 7)     |              | 457           | Steven Kronenberger | Sandburg             | 19:21.00    | 6:27/M      | SO          |  |
| 26 (> 7)     |              | 271           | Christain Nolasco   | Lincoln-Way East     | 19:22.00    | 6:27/M      | JR          |  |
| 27 (> 7)     |              | 277           | Zach Purcell        | Lincoln-Way East     | 19:23.00    | 6:27/M      | JR          |  |
| 28           | 18           | 316           | George Kosmowski    | Lockport Township HS | 19:26.00    | 6:28/M      | JR          |  |
| 29 (> 7)     |              | 449           | Jack Fornaris       | Sandburg             | 19:27.00    | 6:29/M      | JR          |  |
| 30 (> 7)     |              | 259           | Tim Magee           | Lincoln-Way East     | 19:31.00    | 6:30/M      | JR          |  |
| 31 (> 7)     |              | 285           | Kathan Thomas       | Lincoln-Way East     | 19:33.00    | 6:31/M      | SR          |  |

|    |       |     |                       |                      |          |        |    |
|----|-------|-----|-----------------------|----------------------|----------|--------|----|
| 32 | (> 7) | 479 | David Starzec         | Sandburg             | 19:35.00 | 6:31/M | SR |
| 33 | (> 7) | 434 | Randy Apter           | Sandburg             | 19:39.00 | 6:33/M | SO |
| 34 | (> 7) | 251 | Dieb Isioma           | Lincoln-Way East     | 19:40.00 | 6:33/M | SO |
| 35 | 19    | 348 | Alex Einhorn          | Stagg HiS            | 19:41.00 | 6:33/M | SR |
| 36 | 20    | 311 | Jake Hinchley         | Lockport Township HS | 19:44.00 | 6:34/M | FR |
| 37 | (> 7) | 436 | Carson Bruce          | Sandburg             | 19:49.00 | 6:36/M | FR |
| 38 | 21    | 332 | Nick Sulich           | Lockport Township HS | 19:56.00 | 6:38/M | JR |
| 39 | 22    | 307 | Christian Gonzalez    | Lockport Township HS | 19:59.00 | 6:39/M | SR |
| 40 | (> 7) | 471 | Sean Pittacora        | Sandburg             | 20:00.00 | 6:40/M | SO |
| 41 | (> 7) | 331 | Jj Sulich             | Lockport Township HS | 20:01.00 | 6:40/M | FR |
| 42 | (> 7) | 310 | Aleksai Herrera       | Lockport Township HS | 20:03.00 | 6:41/M | FR |
| 43 | (> 7) | 460 | Kyle Mathas           | Sandburg             | 20:05.00 | 6:41/M | JR |
| 44 | (> 7) | 231 | Weston Dell           | Lincoln-Way East     | 20:05.00 | 6:41/M | SR |
| 45 | 23    | 342 | Dave Bednarczuk       | Stagg HiS            | 20:06.00 | 6:42/M | SR |
| 46 | (> 7) | 268 | Ryan Murphy           | Lincoln-Way East     | 20:07.00 | 6:42/M | SR |
| 47 | (> 7) | 321 | Logan Molitor         | Lockport Township HS | 20:10.00 | 6:43/M | SO |
| 48 | 24    | 347 | Kyle Donahue          | Stagg HiS            | 20:12.00 | 6:44/M | SO |
| 49 | (> 7) | 223 | Jukian Bendy          | Lincoln-Way East     | 20:14.00 | 6:44/M | SO |
| 50 | (> 7) | 470 | Christopher Pearson   | Sandburg             | 20:16.00 | 6:45/M | SO |
| 51 | (> 7) | 224 | Ryan Braun            | Lincoln-Way East     | 20:19.00 | 6:46/M | SR |
| 52 | (> 7) | 318 | Saif Malik            | Lockport Township HS | 20:24.00 | 6:48/M | SR |
| 53 | (> 7) | 298 | Dominick Creed        | Lockport Township HS | 20:30.00 | 6:50/M | SR |
| 54 | (> 7) | 255 | Matt Ketchen          | Lincoln-Way East     | 20:36.00 | 6:52/M | SO |
| 55 | (> 7) | 444 | Marcelo Claude        | Sandburg             | 20:38.00 | 6:52/M | SO |
| 56 | (> 7) | 219 | Jake Anderson         | Lincoln-Way East     | 20:38.00 | 6:52/M | SR |
| 57 | (> 7) | 327 | Josh Scholl           | Lockport Township HS | 20:39.00 | 6:53/M | FR |
| 58 | (> 7) | 443 | Andrew Carollo        | Sandburg             | 20:40.00 | 6:53/M | SO |
| 59 | (> 7) | 484 | Evan Walsh            | Sandburg             | 20:42.00 | 6:54/M | FR |
| 60 | 25    | 349 | Henry Evans           | Stagg HiS            | 20:45.00 | 6:55/M | FR |
| 61 | (> 7) | 272 | Joe Pasyk             | Lincoln-Way East     | 20:53.00 | 6:57/M | FR |
| 62 | (> 7) | 474 | Derek Rutkowski       | Sandburg             | 20:56.00 | 6:58/M | FR |
| 63 | (> 7) | 481 | Christian Villaneuva  | Sandburg             | 20:58.00 | 6:59/M | SR |
| 64 | 26    | 368 | Evan Shafer           | Stagg HiS            | 20:59.00 | 6:59/M | SR |
| 65 | (> 7) | 274 | Nick Pervan           | Lincoln-Way East     | 21:01.00 | 7:00/M | SR |
| 66 | (> 7) | 244 | Noah Gehl             | Lincoln-Way East     | 21:02.00 | 7:00/M | FR |
| 67 | (> 7) | 293 | Nate Bauer            | Lockport Township HS | 21:05.00 | 7:01/M | FR |
| 68 | (> 7) | 458 | Samuel Lane           | Sandburg             | 21:06.00 | 7:02/M | SO |
| 69 | (> 7) | 478 | Jeffrey Spaargaren    | Sandburg             | 21:06.00 | 7:02/M | SO |
| 70 | (> 7) | 475 | Mathew Sak            | Sandburg             | 21:08.00 | 7:02/M | SO |
| 71 | 27    | 337 | Dave Albano           | Stagg HiS            | 21:10.00 | 7:03/M | SO |
| 72 | (> 7) | 249 | Jake Henstein         | Lincoln-Way East     | 21:10.00 | 7:03/M | SR |
| 73 | (> 7) | 442 | Matthew Carlson       | Sandburg             | 21:13.00 | 7:04/M | SO |
| 74 | (> 7) | 234 | John Donovan          | Lincoln-Way East     | 21:20.00 | 7:06/M | SR |
| 75 | (> 7) | 454 | Diego A. Hernandez    | Sandburg             | 21:23.00 | 7:07/M | FR |
| 76 | 28    | 341 | Kyle Barbalic         | Stagg HiS            | 21:25.00 | 7:08/M | SO |
| 77 | (> 7) | 257 | Ethan Lewandowski     | Lincoln-Way East     | 21:26.00 | 7:08/M | FR |
| 78 | (> 7) | 441 | Nikolas Campobasso    | Sandburg             | 21:27.00 | 7:09/M | SO |
| 79 | (> 7) | 280 | Greg Ryba             | Lincoln-Way East     | 21:31.00 | 7:10/M | SR |
| 80 | (> 7) | 278 | Joel Ravetto          | Lincoln-Way East     | 21:35.00 | 7:11/M | FR |
| 81 | (< 5) | 193 | John Kronemann        | Bolingbrook          | 21:42.00 | 7:14/M | JR |
| 82 | (> 7) | 352 | Nick Herres           | Stagg HiS            | 21:42.00 | 7:14/M | SR |
| 83 | (> 7) | 245 | Max Gilmore           | Lincoln-Way East     | 21:43.00 | 7:14/M | SO |
| 84 | (> 7) | 335 | Moe Abuasab           | Stagg HiS            | 21:44.00 | 7:14/M | SO |
| 85 | (> 7) | 313 | Tom Jesse             | Lockport Township HS | 21:53.00 | 7:17/M | FR |
| 86 | (> 7) | 253 | Ryan Juskie           | Lincoln-Way East     | 21:56.00 | 7:18/M | FR |
| 87 | (> 7) | 232 | Alex Desjardins       | Lincoln-Way East     | 22:05.00 | 7:21/M | FR |
| 88 | (> 7) | 260 | Moneeb Malik          | Lincoln-Way East     | 22:12.00 | 7:24/M | SO |
| 89 | (> 7) | 462 | Mike McKeough         | Sandburg             | 22:15.00 | 7:25/M | FR |
| 90 | (> 7) | 242 | Alex Gale             | Lincoln-Way East     | 22:17.00 | 7:25/M | JR |
| 91 | (> 7) | 230 | Emerson Dell          | Lincoln-Way East     | 22:17.00 | 7:25/M | FR |
| 92 | (> 7) | 241 | Jake Freund           | Lincoln-Way East     | 22:21.00 | 7:27/M | FR |
| 93 | (< 5) | 205 | Andrew Harris         | Homewood Flossmoor   | 22:28.00 | 7:29/M | SR |
| 94 | (> 7) | 279 | Sam Roh               | Lincoln-Way East     | 22:29.00 | 7:29/M | SO |
| 95 | (> 7) | 456 | Eric Kenes            | Sandburg             | 22:30.00 | 7:30/M | SO |
| 96 | (> 7) | 287 | Dan Vamvaskas         | Lincoln-Way East     | 22:33.00 | 7:31/M | SO |
| 97 | (> 7) | 357 | Sebastian Kinastowski | Stagg HiS            | 22:34.00 | 7:31/M | FR |

|     |       |     |                   |                  |          |        |    |
|-----|-------|-----|-------------------|------------------|----------|--------|----|
| 98  | (> 7) | 228 | Elijah Davis      | Lincoln-Way East | 22:34.00 | 7:31/M | FR |
| 99  | (> 7) | 256 | Justin Kwiecinski | Lincoln-Way East | 22:35.00 | 7:31/M | FR |
| 100 | (> 7) | 467 | Matthew Murphy    | Sandburg         | 22:35.00 | 7:31/M | FR |

| <u>O'all</u> | <u>Adj</u>   |               |                   |                      |             |             |             |
|--------------|--------------|---------------|-------------------|----------------------|-------------|-------------|-------------|
| <u>Place</u> | <u>Place</u> | <u>Bib No</u> | <u>Name</u>       | <u>Team</u>          | <u>Time</u> | <u>Pace</u> | <u>Year</u> |
| 101          | (> 7)        | 333           | Ben Turner        | Lockport Township HS | 22:35.00    | 7:31/M      | FR          |
| 102          | (> 7)        | 294           | Josh Boyd         | Lockport Township HS | 22:36.00    | 7:32/M      | FR          |
| 103          | (> 7)        | 372           | Mel Tangonan      | Stagg HiS            | 23:01.00    | 7:40/M      | JR          |
| 104          | (< 5)        | 192           | Chris Karafotias  | Bolingbrook          | 23:05.00    | 7:42/M      | SR          |
| 105          | (> 7)        | 290           | Nate Zambrano     | Lincoln-Way East     | 23:12.00    | 7:44/M      | SO          |
| 106          | (> 7)        | 233           | Henry Dilger      | Lincoln-Way East     | 23:17.00    | 7:45/M      | FR          |
| 107          | (> 7)        | 367           | Nick Schab        | Stagg HiS            | 23:18.00    | 7:46/M      | FR          |
| 108          | (> 7)        | 363           | Chris Nunez       | Stagg HiS            | 23:19.00    | 7:46/M      | SO          |
| 109          | (> 7)        | 482           | Benjamin Williams | Sandburg             | 23:19.00    | 7:46/M      | SO          |
| 110          | (> 7)        | 345           | Peter Corasis     | Stagg HiS            | 23:25.00    | 7:48/M      | SO          |
| 111          | (> 7)        | 364           | Eddie Oh          | Stagg HiS            | 23:26.00    | 7:48/M      | SO          |
| 112          | (> 7)        | 435           | Rhagav Bhan       | Sandburg             | 23:29.00    | 7:49/M      | FR          |
| 113          | (> 7)        | 240           | Seth Foerster     | Lincoln-Way East     | 23:44.00    | 7:54/M      | FR          |
| 114          | (> 7)        | 438           | Gavin Burns       | Sandburg             | 24:07.00    | 8:02/M      | FR          |
| 115          | (< 5)        | 212           | Ben Nevroske      | Homewood Flossmoor   | 24:09.00    | 8:03/M      | SR          |
| 116          | (> 7)        | 267           | Derek Milosovic   | Lincoln-Way East     | 24:10.00    | 8:03/M      | SO          |
| 117          | (> 7)        | 262           | Steven Maya       | Lincoln-Way East     | 24:26.00    | 8:08/M      | FR          |
| 118          | (> 7)        | 297           | Kevin Chen        | Lockport Township HS | 24:37.00    | 8:12/M      | SO          |
| 119          | (> 7)        | 362           | Leo Montesdeoca   | Stagg HiS            | 24:45.00    | 8:15/M      | FR          |
| 120          | (> 7)        | 473           | Andrew Rohan      | Sandburg             | 25:05.00    | 8:21/M      | FR          |
| 121          | (> 7)        | 246           | Gabe Haberling    | Lincoln-Way East     | 25:52.00    | 8:37/M      | FR          |
| 122          | (> 7)        | 365           | Armando Ramirez   | Stagg HiS            | 26:55.00    | 8:58/M      | SO          |
| 123          | (> 7)        | 269           | Maverick Murray   | Lincoln-Way East     | 27:38.00    | 9:12/M      | JR          |
| 124          | (> 7)        | 237           | Chris Fabian      | Lincoln-Way East     | 27:47.00    | 9:15/M      | SO          |
| 125          | (> 7)        | 343           | Patrick Bodurka   | Stagg HiS            | 30:34.00    | 10:11/M     | SR          |
| 126          | (> 7)        | 261           | Mike Marrella     | Lincoln-Way East     | 31:33.00    | 10:31/M     | FR          |
| 127          | (> 7)        | 238           | Sean Farmer       | Lincoln-Way East     | 33:37.00    | 11:12/M     | SR          |
| 128          | (< 5)        | 216           | Shamarr Shelton   | Homewood Flossmoor   | 36:20.00    | 12:06/M     | FR          |



## NEWS AND NOTES

*RUNNER OF THE WEEK: Dylan Jacobs, Ben Cachares*

IHSA Regional @Midlothian Meadows

Saturday, Oct. 22, 2016

60 degrees, mostly sunny, calm

### COACH'S COMMENTS:

One thing is 100% clear: our team culture, community and character are what makes us great. First, let's look at Friday afternoon. A group of guys were full of energy and passion to race hard. There we were: 13 guys racing their hearts out and while they were doing it, even though it was just us out there, it seemed we had every part of the course covered. They were being cheered for almost every inch of the course. Meanwhile, they were *competing*. 13 guys and 13 PRs. It was inspiring to see. The energy level all around was high. Run in a way that gives people something to believe in. Those 13 guys, and the people supporting them, gave our team something to believe in. **Ben Cachares** blew away his PR and took himself to a level he has never been before. His time would have placed 11<sup>th</sup> in the Regional the next morning. **Tom Marchese** drove the bus for much of the race and got the boys rolling. He led for almost two miles and sparked the race, and that also led to a huge PR for him. **Xander Furmanek** likewise broke 16:00 for the first time. Soon after, our future champions came home. Wow. I always say, if a freshman runs 18:00 then --if he goes all in and works day in and day out--he will be a 15:00 guy his senior year. We had NINE F/S guys on Friday and two more the next day well under 18:00, including six freshmen. I just look at this group and think: With Dylan returning next year, imagine if everyone worked their butts off this off season and we came back :45 to 1:00 faster per guy? It's certainly realistic if we decide to go crazy and work tirelessly. And our freshmen generally get much faster than that over a year. Either way, it was immediately a huge energy builder for us to have such a performance. The next day we relied on our culture to make us great again. We had the best support from parents to guys on the course cheering to people like the girls swim team coming out and cheering. It was exciting. Our boys must have felt that energy because we were off the line and rolling. Looking closely at things I think that opening is a good one for our guys at 2:23/4 for sectionals. I think Dylan and Skucas can dial back a hair. After the opening 800, **Alex Szymanski** was moving. I loved that he was moving to avoid letting Skucas go. It showed his belief. Szymanski had a great opening, and great close and had a big PR. We just need to work on 2-2.5. His workouts have been phenomenal and I think he's going to show even more ability very soon. His progress is going to be critical for our team. What has been so exciting about Szymanski has been his phenomenal ability to compete hard. I loved how he fought back to 4<sup>th</sup> place. He had to battle for that position. He's going to get sharp this week and be tough to beat on Saturday. **Dylan Jacobs** scorched the opening mile in 4:33, just ridiculous. He kept remarkably consistent and then revealed a lethal kick to completely obliterate the course record. I think this was a perfect dress rehearsal for his state performance: he had a hard opening, stayed focus and on the gas, working hard, then closed it out. **Martin Skucas** had a much better race than Caleb Washington. Caleb will be buried from the front with that kind of opening while Skuc ran the veteran race I wanted: he ran in a way that prepares him for our big races ahead. I loved that he drove the bus the whole way and after he was caught he fought right back and passed Caleb again. Most high schoolers are soft. None of us can be broken with one move but that happens to others. We need to keep fighting. Skuc's time is :06 faster than Brandon Lukas' time when he won regionals last year. Brandon went on to have a phenomenal end of the season in 14:54 after blasting a 2:10 opening 800, so he was probably even faster than that. **Nico Calderon** stepped up and moved through the field and put pressure on our guys to roll. We need people to continue to be bold and push ahead of that group. The rest need to respond and make their own move. Guys—look at where we are at at 1.5 miles! Let's hit that and keep pushing! **Sam Rodriguez** had another good race, lower his PR even further. It's

important to note, too, that Sammy beat Tom Leonard from Marist by :31 at the regional. Yes, that is the same guy who beat Sam by :15 at the Lyons Invite. This is what consistent hard work does...imagine what that means over the course of four years!?

One thing for sure is that we are going to need to run better to qualify for state next week. We're going to have to compete, and not just with each other, but find the strength within ourselves to mow down the Plainfield South, DGS, and Plainfield Norths of the world. The Lyons, DGNs and Hinsdales. A tough individual race and a tight team battle. Let's squeeze every ounce of passion out of ourselves!! We HAVE to decide to launch with 300 to go. We know exactly where it is at on the course, so we need to promise a final 1200 of racing hard that leads to 300 to go and we all launch, totally committed to the effort before the final 150.

The intangibles are things people kind of believe on a level, but focus more on the tangible. Some think of the intangibles with an eye roll. I wish everyone knew how significant the intangibles are. The atmosphere people contribute to: The energy. The positivity. The confidence. The competitiveness. These were the champions. One thing we can always control is to have a championship spirit. A championship passion. That is controllable. I hope we have championship energy at Midlothian Meadows on Saturday.

**CROWD SUPPORT:** Need to rally crowd support and organize!

**TIDBITS:** >> Buca Di Beppo on Friday, 6:00. \$15/person. >>ALL 12 GUYS NEED TO BE READY TO RACE NEXT SATURDAY. THAT MEANS LITTLE THINGS (BRING UNIFORM/SPIKES) AND BIG THINGS (MENTALLY READY TO RIP AND STEP IN).

**WHAT'S NEXT:** IHSA Sectional at Midlothian Meadows, hosted by Marist.

**Results:**

- |                 |   |                 |               |                |
|-----------------|---|-----------------|---------------|----------------|
| 1. Sandburg—30  | 2. Lindblom—90  | 3. Shepard--116 | 4. Stagg--116 | 5. Marist—118* |
| 1. Jacobs       | 2:12—2:21/4:33—2:30/7:03—2:30/4:59/9:32—2:30/12:02—2:16/4:46  |                 |               | <b>14:18**</b> |
| 3. Skucas       | 2:17—2:32/4:49—2:38/7:27—2:36/5:14/10:03—2:39/12:42—2:23/5:00 |                 |               | <b>15:05</b>   |
| 4. Szymanski    | 2:21—2:32/4:53—2:44/7:37—2:44/5:28/10:21—2:48/13:09—2:21/5:09 |                 |               | <b>15:30</b>   |
| 10. Calderon    | 2:24—2:37/5:01—2:42/7:43—2:41/5:23/10:24—2:48/13:12—2:31/5:19 |                 |               | <b>15:43</b>   |
| 12. Sieczkowski | 2:24—2:36/5:00—2:43/7:43—2:43/5:26/10:26—2:49/13:15—2:34/5:23 |                 |               | <b>15:49</b>   |
| 13. Alvarez     | 2:23—2:36/4:59—2:44/7:43—2:43/5:27/10:26—2:49/13:15—2:34/5:23 |                 |               | <b>15:49</b>   |
| 15. Rodriguez   | 2:24—2:37/5:01—2:44/7:45—2:45/5:29/10:30—2:47/13:17—2:33/5:20 |                 |               | <b>15:50</b>   |

*\*Note: look at the team results above with 3<sup>rd</sup>—5<sup>th</sup>. That will play itself out in some fashion at Sectionals. I predict someone in the top 6 will beat another team by 2 points or less. Every guy counts.*

*\*\*Course Record. Old course record: Ryan Clevenger, 14:33.*

*\*\*\*final mile is 14 meters short, approximately :2-3*

**Time Trial—Friday late afternoon—54, overcast, calm**

- |                  |                      |              |
|------------------|----------------------|--------------|
| 1. Cachares      | 5:04—5:26/10:30—5:14 | <b>15:44</b> |
| 2. Marchese      | 5:03—5:28/10:31—5:23 | <b>15:54</b> |
| 3. Furmanek      | 5:04—5:30/10:34—5:24 | <b>15:58</b> |
| 4. Devlin        | 5:15—5:41/10:56—5:30 | <b>16:26</b> |
| 5. Bukiri        | 5:17—5:40/10:57—5:38 | <b>16:35</b> |
| 6. Cunningham    | 5:17—5:46/11:03—5:35 | <b>16:38</b> |
| 7. McGrath       | 5:29—5:45/11:14—5:36 | <b>16:50</b> |
| 8. B Giblin      | 5:30—5:45/11:15—5:37 | <b>16:52</b> |
| 9. W Giblin      | 5:30—5:45/11:15—5:37 | <b>16:52</b> |
| 10. Apellido     | 5:23—6:05/11:25—5:52 | <b>17:17</b> |
| 11. Miranda-Gale | 5:23—6:04/11:24—5:53 | <b>17:17</b> |
| 12. Miller       | 5:36—6:04/11:40—5:54 | <b>17:32</b> |
| 13. Cosler       | 5:40—6:09/11:49—5:56 | <b>17:45</b> |

# IHSA Cross-Country

## Race Results

Varsity Boys ( 3.00 Miles )

2016 IHSA 3A XC Regional (Sandburg)  
Midlothian Meadows, Midlothian, IL

Saturday, October 22, 2016

| Place | Pts | Name               | Yr | Bib | Team Name                | Finish   | Pace/M |
|-------|-----|--------------------|----|-----|--------------------------|----------|--------|
| 1     | 1   | Dylan Jacobs       | Jr | 193 | Orland Park (Sandburg)   | 14:18.18 |        |
| 2     | 2   | Caleb Washington   | Sr | 226 | Palos Heights (Shepard)  | 15:03.20 |        |
| 3     | 3   | Martin Skucas      | Sr | 201 | Orland Park (Sandburg)   | 15:05.92 |        |
| 4     | 4   | Alex Szymanski     | Sr | 202 | Orland Park (Sandburg)   | 15:30.18 |        |
| 5     | 5   | Jonathan Behling   | Sr | 131 | Burbank (Reavis)         | 15:30.47 |        |
| 6     | 6   | Josh English       | Jr | 104 | Blue Island (Eisenhower) | 15:32.11 |        |
| 7     | 7   | Daniel Cervantes   | Jr | 262 | Chicago (Lindblom)       | 15:32.43 |        |
| 8     | 8   | Eddie Slack        | So | 282 | Chicago (Marist)         | 15:40.35 |        |
| 9     | 9   | Matt Wagner        | Sr | 284 | Chicago (Marist)         | 15:43.16 |        |
| 10    | 10  | Nico Calderon      | So | 196 | Orland Park (Sandburg)   | 15:43.54 |        |
| 11    | 11  | Jared Tarantino    | Jr | 242 | Palos Hills (Stagg)      | 15:44.71 |        |
| 12    | 12  | Robbie Sieczkowski | Jr | 194 | Orland Park (Sandburg)   | 15:49.00 |        |
| 13    | 13  | David Alvarez      | Sr | 198 | Orland Park (Sandburg)   | 15:49.38 |        |
| 14    | 14  | Harry Osborne      | Sr | 158 | Harvey (Thornton)        | 15:50.43 |        |
| 15    | 15  | Sam Rodriguez      | Fr | 191 | Orland Park (Sandburg)   | 15:50.80 |        |
| 16    | 16  | Joel Delgado       | Sr | 267 | Chicago (Lindblom)       | 15:52.57 |        |
| 17    | 17  | Anthony Koncius    | Sr | 247 | Palos Hills (Stagg)      | 15:59.60 |        |
| 18    | 18  | Eduardo Rodriguez  | Sr | 270 | Chicago (Lindblom)       | 16:00.22 |        |
| 19    | 19  | Nick Chapan        | Jr | 103 | Blue Island (Eisenhower) | 16:16.79 |        |
| 20    | 20  | Brian Hauser       | Jr | 219 | Palos Heights (Shepard)  | 16:18.20 |        |
| 21    | 21  | Justin Hobart      | Jr | 239 | Palos Hills (Stagg)      | 16:18.52 |        |
| 22    | 22  | George Walls       | Sr | 272 | Chicago (Lindblom)       | 16:19.26 |        |
| 23    | 23  | Diego Arana        | Sr | 175 | Oak Lawn (Community)     | 16:20.10 |        |
| 24    | 24  | Fausto Leyva       | Sr | 132 | Burbank (Reavis)         | 16:20.68 |        |
| 25    | 25  | Thomas Leonard     | Fr | 277 | Chicago (Marist)         | 16:22.93 |        |
| 26    | 26  | Josh Rios          | Jr | 169 | Oak Lawn (Community)     | 16:26.29 |        |
| 27    | 27  | Denilson Saavedra  | Sr | 271 | Chicago (Lindblom)       | 16:38.67 |        |
| 28    | 28  | Sergio Serna       | Sr | 177 | Oak Lawn (Community)     | 16:39.76 |        |
| 29    | 29  | Dalvin Humphrey    | So | 221 | Palos Heights (Shepard)  | 16:46.89 |        |
| 30    | 30  | Kevin Callahan     | Sr | 222 | Palos Heights (Shepard)  | 16:49.04 |        |
| 31    | 31  | Robert Zieba       | Jr | 127 | Burbank (Reavis)         | 16:55.80 |        |
| 32    | 32  | Elihu Young        | Jr | 106 | Blue Island (Eisenhower) | 17:00.68 |        |
| 33    | 33  | Khamis Suleiman    | Sr | 248 | Palos Hills (Stagg)      | 17:01.84 |        |
| 34    | 34  | John Doherty       | Jr | 238 | Palos Hills (Stagg)      | 17:02.87 |        |
| 35    | 35  | Matt Gibson        | Sr | 223 | Palos Heights (Shepard)  | 17:03.63 |        |
| 36    | 36  | Lucas Pennix       | So | 281 | Chicago (Marist)         | 17:08.78 |        |
| 37    | 37  | Giovanni Cisneros  | Jr | 218 | Palos Heights (Shepard)  | 17:12.37 |        |
| 38    | 38  | Hassan Muhammad    | Sr | 157 | Harvey (Thornton)        | 17:13.24 |        |
| 39    | 39  | Alec Suarez        | Jr | 170 | Oak Lawn (Community)     | 17:13.59 |        |
| 40    | 40  | Aidan Dillon       | So | 279 | Chicago (Marist)         | 17:16.42 |        |
| 41    | 41  | Ricardo Silva      | Sr | 136 | Burbank (Reavis)         | 17:17.88 |        |
| 42    | 42  | Arnas Liesis       | Jr | 240 | Palos Hills (Stagg)      | 17:19.48 |        |
| 43    | 43  | Alfredo Calderon   | So | 264 | Chicago (Lindblom)       | 17:20.94 |        |
| 44    | 44  | Hector Lopez       | Sr | 133 | Burbank (Reavis)         | 17:27.03 |        |
| 45    | 45  | Kyle Madura        | Jr | 241 | Palos Hills (Stagg)      | 17:33.33 |        |





## NEWS AND NOTES

*RUNNER OF THE WEEK: Team*

IHSA Sectional @Midlothian Meadows

Saturday, Oct. 29, 2016

70 degrees, mostly sunny, some wind

### COACH'S COMMENTS:

We managed to qualify for state for the 14<sup>th</sup> year in a row. We didn't have our best race of the season, but there were plenty of highlights. And the "non-highlights" are fixable. Let's start with **Dylan Jacobs**. I talked about how the times would not necessarily line up like they did last week. With the conditions being less ideal as they were last weekend (mud and warmer temps), I anticipated us getting some negative feedback based on the splits from last week. We needed to be ready to recalibrate our race. For this reason, I gave you specific place goals since the time goals might not match up well. Remember: it's cross country. I don't want PRs, I want to beat people. With Dylan, this meant being able to find different ways to win the race. The individual competition was so different than last week that he needed to be ready to problem solve and make his winning moves differently. He pushed the pace early and got the race in the spot where he needed it to be: he dropped the majority of the field and it was down to him and one other guy. This was the first "win" of the race. When the other runner made a push, Dylan hung on him, unwilling to break. He was in problem solving mode. With 800 to go, Dylan chopped away and was within a second with 400 to go, giving himself a shot for the win. And in the final straightaway, Dylan lit him up like a Christmas tree. It was the best race of the season for Dylan. He has multiple weapons at his disposal, including a lethal kick, an ability to push early and often, and mid race moves. He is tough to beat. And while Dylan was out there racing for a championship, it turned out every point made a difference. **Martin Skucas** got himself in position early but was dealing with a ton of pressure of other runners. He kept fighting and kept grinding. In multiple spots I wondered how Skuc would respond, but he never broke. He was 100% critical for us. He pushed through the race in which he was constantly under pressure and he never wavered. Skuc has himself in position to be a top runner in state and is ready to dig deep at Detweiller. I've seen Skuc race so many times on that course—some of the best memories of my athletic and coaching career—and I am excited about him digging deep next weekend and running with the toughness I've seen for four years. One more time to fire away at Detweiller. While **Alex Szymanski** did not have his best race, he could have easily bagged it. He kept fighting. Look at his movement in the final 800 meters. That was huge. He passed eight guys in the final half mile, including an OPRF guy, two Plainfield South runners, one Hinsdale Central guy and one Downers South. Those are not just 8 points. That, essentially, is a 16 point swing against our competition. And here's the lesson: we know our guys will be racing against scoring runners from our nearest competition next Saturday at state. Each pass is two points. A final 800 movement of five runners is a ten point change in the scoring. It wasn't perfect, but Alex found a way to get to the finishing area that we needed. That is another important lesson: the race is never perfect and is never exactly how you envision it, so we need to let go of that concept and be okay with that. We just need to keep working. That is exactly what **Sam Rodriguez** did for us. He saved our butts on Saturday by refusing to quit and stepping up into the role of a veteran. He moved up 11 key positions from the 1.25 to the finish, including an impressive five guys in the last 800. And, once again, who did he pass? Plainfield North, Lyons, Downers South. Five point deduction and several add on points to opponents. **Robbie Sieczkowski's** race story is a great one as well: when you look at him in similar positions over a race it's easy to simplify it to getting into a spot and staying there, but to me it's more of a case of committing to the effort early and having a non-stop battle for 15 minutes. That's 15 minutes of engagement and focus. 15 minutes of toughness and stubborn effort. **Nico Calderon** appeared tentative about the race and it appears he quit soon after Sammy passed him. Once again, we need 3 miles, 15 minutes of total

engagement. We compete against each other, but we compete against the other team even more, and finally we compete *for* each other most of all. **Ben Cachares** had a rough go after being inserted last minute. I'm certain he learned from it and would be ready to perform next week if we roll with him. We'll have to take a look at Alvarez and his readiness and Marchese and Devlin as well and make a decision by Tuesday. Once again, everyone needs to be race ready because opportunity is not polite. It does not wait for you. When opportunity comes it basically is a question asking if you are prepared. You need to be prepared. It's not about perfect. It's not about peaking. It is about prepared.

If any guy at any point puts in slightly less effort, loses engagement early, or doesn't go for one more guy and one more lean at the finish, then we move to 5<sup>th</sup> place. Keep fighting. Stay engaged and focused. No final judgments. You owe it to yourself and your team to see it through. Of course times were slower this week. I was confident they would be. If you are just out there to get the feedback of a good time then you will only run well on rare occasions. Once again, it will never look perfect, it will never be perfect, so let go of that and go to work. And lastly, keep in mind that your pre-race emotions are helpful. Fear, anxiety, excitement, confidence, etc. All of that is typical and can be used effectively. Your pre-race emotions are a result of biological evolution. It is free energy in the form on adrenaline and testosterone to be used to escape danger. In our case, if we use it as a good fuel then we will be provided with competitive energy. You don't need to "calm down," you just need to view it as excitement for a performance. You don't try hard when you are bored.

Well, I said, if we get Dylan in the top 5, Skucas in the top 10, Szymanski 30, and our 5<sup>th</sup> 45, we'd qualify. I gave you those targets as realistic but challenging. Within your grasp and something to push for. I said a team in the top five would beat another team by two points or less. I anticipated a weather forecast change in one of our final two races and that it would spike up a bit and we needed to adapt with warm clothes. This is heat protocol from the US Olympic team. I do not say this to say "I told you so." I say this because I want you to know we do our homework, we do not sugarcoat anything, and we give you the simple things to focus on to get it done. If you focus on those things, you can be confident that the results will pan out.

**TIDBITS:** >> Buca Di Beppo on Friday, 6:00. \$15/person. Fan bus tba.

**WHAT'S NEXT:** IHSA State Meet, Detweiller Park. Bus leaves at 8:00 sharp.

**Results:**

1. DGN--54    2. Lyons--80    3. Hinsdale Central--92    4. **Sandburg--127**    5. OPRF--128    6. PS--151
1. Jacobs    2:15—2:24/4:39—2:28/7:07—2:34/5:02/9:41—2:30/12:11—2:24/4:44    **14:25**
11. Skucas    2:18—2:32/4:50—2:37/7:27—2:40/5:17/10:07—2:41/12:48—2:34/5:14    **15:21**
33. Szymanski    2:27—2:34/5:01—2:43/7:44—2:50/5:33/10:34—2:49/13:23—2:28/5:17    **15:51**
42. Sieczkowski    2:27—2:34/5:01—2:43/7:44—2:47/5:30/10:31—2:51/13:22—2:35/5:26    **15:57**
46. Rodriguez    2:31—2:35/5:06—2:46/7:52—2:48/5:34/10:40—2:49/13:29—2:35/5:24    **16:04**
73. Calderon    2:27—2:38/5:05—2:45/7:50—2:53/5:38/10:43—2:59/13:42—2:50/5:49    **16:32**
89. Cachares    2:30—2:40/5:10—2:51/8:01—2:58/5:48/10:58—3:05/14:03—2:48/5:51    **16:51**

**Race Positions:**

|             | 1.25 | 2.0 | 2.5 | Finish |
|-------------|------|-----|-----|--------|
| Jacobs      | 1    | 2   | 2   | 1      |
| Skucas      | 11   | 12  | 10  | 11     |
| Szymanski   | 38   | 40  | 41  | 33     |
| Sieczkowski | 41   | 41  | 39  | 42     |
| Rodriguez   | 57   | 53  | 51  | 46     |
| Calderon    | 48   | 57  | 64  | 72     |
| Cachares    | 72   | 78  | ?   | 88     |

Illinois High School Association  
 2016 IHSA Class 3A XC Sectional (Marist)  
 Midlothian Meadows, Midlothian, IL  
 Saturday, October 29, 2016

Varsity Boys (3.00 Miles) (5 teams + 7 individuals to advance; q = qualifier)

Partly cloudy, mild, 65 degrees  
 Flat course, varied terrain, many turns

| Place | Team                         | Score | Individual Points |     |      |      |      |      |     |   |
|-------|------------------------------|-------|-------------------|-----|------|------|------|------|-----|---|
| 1.    | Downers Grove (North)        | 54    | 6,                | 7,  | 10,  | 15,  | 16,  | 17,  | 20  | q |
| 2.    | LaGrange (Lyons)             | 80    | 2,                | 4,  | 9,   | 22,  | 43,  | 48,  | 73  | q |
| 3.    | Hinsdale (Central)           | 92    | 8,                | 14, | 21,  | 23,  | 26,  | 33,  | 41  | q |
| 4.    | Orland Park (Sandburg)       | 127   | 1,                | 11, | 31,  | 40,  | 44,  | 66,  | 80  | q |
| 5.    | Oak Park (O.P.-River Forest) | 128   | 3,                | 13, | 18,  | 38,  | 56,  | 70,  | 74  | q |
| 6.    | Plainfield (South)           | 151   | 19,               | 28, | 32,  | 35,  | 37,  | 59,  | 82  |   |
| 7.    | Downers Grove (South)        | 162   | 12,               | 29, | 30,  | 39,  | 52,  | 71,  | 91  |   |
| 8.    | Plainfield (North)           | 177   | 24,               | 25, | 27,  | 46,  | 55,  | 85,  | 100 |   |
| 9.    | Chicago (Lindblom)           | 304   | 34,               | 53, | 62,  | 67,  | 88,  | 118, | 123 |   |
| 10.   | Plainfield (East)            | 320   | 42,               | 51, | 72,  | 76,  | 79,  | 96,  | 97  |   |
| 11.   | Palos Heights (Shepard)      | 336   | 5,                | 54, | 89,  | 90,  | 98,  | 102, | 110 |   |
| 12.   | Palos Hills (Stagg)          | 358   | 36,               | 69, | 75,  | 83,  | 95,  | 114, | 117 |   |
| 13.   | Summit (Argo)                | 366   | 57,               | 63, | 68,  | 77,  | 101, | 111, | 121 |   |
| 14.   | Chicago (Marist)             | 379   | 47,               | 50, | 60,  | 109, | 113, | 120, | 0   |   |
| 15.   | Lockport (Township)          | 385   | 49,               | 64, | 81,  | 92,  | 99,  | 104, | 0   |   |
| 16.   | Berwyn-Cicero (Morton)       | 410   | 58,               | 78, | 87,  | 93,  | 94,  | 106, | 107 |   |
| 17.   | Burbank (Reavis)             | 435   | 45,               | 65, | 105, | 108, | 112, | 116, | 122 |   |
| 18.   | Villa Park (Willowbrook)     | 449   | 61,               | 84, | 86,  | 103, | 115, | 119, | 124 |   |
| 19.   | Blue Island (Eisenhower)     | 0     | 0,                | 0,  | 0,   | 0,   | 0,   | 0,   | 0   |   |
| 20.   | Bolingbrook (High School)    | 0     | 0,                | 0,  | 0,   | 0,   | 0,   | 0,   | 0   |   |
| 21.   | Harvey (Thornton)            | 0     | 0,                | 0,  | 0,   | 0,   | 0,   | 0,   | 0   |   |
| 22.   | Hillside (Proviso West)      | 0     | 0,                | 0,  | 0,   | 0,   | 0,   | 0,   | 0   |   |
| 23.   | Lisle (Benet Academy)        | 0     | 0,                | 0,  | 0,   | 0,   | 0,   | 0,   | 0   |   |
| 24.   | Maywood (Proviso East)       | 0     | 0,                | 0,  | 0,   | 0,   | 0,   | 0,   | 0   |   |
| 25.   | Oak Lawn (Community)         | 0     | 0,                | 0,  | 0,   | 0,   | 0,   | 0,   | 0   |   |
| 26.   | Romeoville (High School)     | 0     | 0,                | 0,  | 0,   | 0,   | 0,   | 0,   | 0   |   |
| 27.   | Chicago (Curie)              | 0     | 0,                | 0,  | 0,   | 0,   | 0,   | 0,   | 0   |   |
| 28.   | Chicago (Hubbard)            | 0     | 0,                | 0,  | 0,   | 0,   | 0,   | 0,   | 0   |   |

| Place | Pts | Name                 | Yr | Bib | Team                         | Time     | Pace/M   |
|-------|-----|----------------------|----|-----|------------------------------|----------|----------|
| 1.    | 1   | Dylan Jacobs         | Jr | 334 | Orland Park (Sandburg)       | 14:25.81 | 4:48.6   |
| 2.    | 2   | Danny Kilrea         | Jr | 241 | LaGrange (Lyons)             | 14:26.25 | 4:48.8   |
| 3.    | 3   | Irwin Loud           | Sr | 317 | Oak Park (O.P.-River Forest) | 14:55.80 | 4:58.6   |
| 4.    | 4   | Vince Zona           | Sr | 250 | LaGrange (Lyons)             | 15:00.25 | 5:00.1   |
| 5.    | 5   | Caleb Washington     | Sr | 367 | Palos Heights (Shepard)      | 15:05.48 | 5:01.8 q |
| 6.    | 6   | Alec Danner          | Sr | 171 | Downers Grove (North)        | 15:06.08 | 5:02.0   |
| 7.    | 7   | Jacob Ridderhoff     | Jr | 169 | Downers Grove (North)        | 15:07.89 | 5:02.6   |
| 8.    | 8   | Blake Evertsen       | Sr | 222 | Hinsdale (Central)           | 15:11.46 | 5:03.8   |
| 9.    | 9   | Alex Pall            | Sr | 247 | LaGrange (Lyons)             | 15:14.78 | 5:04.9   |
| 10.   | 10  | Matt Moravec         | Jr | 168 | Downers Grove (North)        | 15:17.11 | 5:05.7   |
| 11.   | 11  | Martin Skucas        | Sr | 342 | Orland Park (Sandburg)       | 15:21.37 | 5:07.1   |
| 12.   | 12  | Stephen Pipilas      | Jr | 192 | Downers Grove (South)        | 15:21.82 | 5:07.3 q |
| 13.   | 13  | Matthew Politis      | Sr | 319 | Oak Park (O.P.-River Forest) | 15:22.15 | 5:07.4   |
| 14.   | 14  | Sean O'Connell       | Jr | 216 | Hinsdale (Central)           | 15:25.28 | 5:08.4   |
| 15.   | 15  | Ryan Birkmeier       | Jr | 164 | Downers Grove (North)        | 15:27.50 | 5:09.2   |
| 16.   | 16  | Andrew Marek         | Sr | 173 | Downers Grove (North)        | 15:30.12 | 5:10.0   |
| 17.   | 17  | Sam McCool           | Jr | 167 | Downers Grove (North)        | 15:30.90 | 5:10.3   |
| 18.   | 18  | Matthew Vietzen      | Jr | 312 | Oak Park (O.P.-River Forest) | 15:34.95 | 5:11.7   |
| 19.   | 19  | Stephen Merriweather | Jr | 404 | Plainfield (South)           | 15:35.32 | 5:11.8 q |

|     |    |                    |    |                                  |          |          |
|-----|----|--------------------|----|----------------------------------|----------|----------|
| 20. | 20 | Nick Chudzik       | Jr | 165 Downers Grove (North)        | 15:36.09 | 5:12.0   |
| 21. | 21 | Ethan Planson      | Sr | 225 Hinsdale (Central)           | 15:39.91 | 5:13.3   |
| 22. | 22 | Dan Palmer         | Sr | 248 LaGrange (Lyons)             | 15:40.55 | 5:13.5   |
| 23. | 23 | Neil Cumberland    | Jr | 215 Hinsdale (Central)           | 15:41.34 | 5:13.8   |
| 24. | 24 | Omar Paramo        | Jr | 430 Plainfield (North)           | 15:42.27 | 5:14.1 q |
| 25. |    | Josh English       | Jr | 126 Blue Island (Eisenhower)     | 15:42.89 | 5:14.3 q |
| 26. | 25 | Ben Otstott        | Jr | 429 Plainfield (North)           | 15:44.05 | 5:14.7 q |
| 27. | 26 | Jan Erik Naess     | Sr | 224 Hinsdale (Central)           | 15:44.52 | 5:14.8   |
| 28. | 27 | Ethan Prior        | Jr | 431 Plainfield (North)           | 15:47.01 | 5:15.7 q |
| 29. | 28 | Jake Willison      | Jr | 406 Plainfield (South)           | 15:48.05 | 5:16.0   |
| 30. | 29 | Akhil Ghosh        | Jr | 190 Downers Grove (South)        | 15:48.35 | 5:16.1   |
| 31. | 30 | Eddie Siuda        | So | 195 Downers Grove (South)        | 15:48.69 | 5:16.2   |
| 32. |    | Jeff Girardot      | Sr | 264 Lisle (Benet Academy)        | 15:49.17 | 5:16.4   |
| 33. | 31 | Alex Szymanski     | Sr | 343 Orland Park (Sandburg)       | 15:51.29 | 5:17.1   |
| 34. | 32 | Timmy Wade         | So | 413 Plainfield (South)           | 15:51.66 | 5:17.2   |
| 35. | 33 | Ryan Doorhy        | Sr | 221 Hinsdale (Central)           | 15:51.96 | 5:17.3   |
| 36. | 34 | Daniel Cervantes   | Jr | 641 Chicago (Lindblom)           | 15:52.41 | 5:17.5   |
| 37. | 35 | Christian Knowlton | So | 409 Plainfield (South)           | 15:53.52 | 5:17.8   |
| 38. | 36 | Jared Tarantino    | Jr | 383 Palos Hills (Stagg)          | 15:54.19 | 5:18.1   |
| 39. | 37 | Andrew Nunez       | Sr | 414 Plainfield (South)           | 15:54.68 | 5:18.2   |
| 40. | 38 | Robert George      | Jr | 309 Oak Park (O.P.-River Forest) | 15:57.06 | 5:19.0   |
| 41. | 39 | Nick Dziedzic      | So | 193 Downers Grove (South)        | 15:57.39 | 5:19.1   |
| 42. | 40 | Robbie Sieczkowski | Jr | 335 Orland Park (Sandburg)       | 15:57.90 | 5:19.3   |
| 43. | 41 | Sam Fathizadeh     | Sr | 223 Hinsdale (Central)           | 16:01.57 | 5:20.5   |
| 44. | 42 | Emmanuel Angomas   | So | 459 Plainfield (East)            | 16:02.30 | 5:20.8   |
| 45. | 43 | Charles Harders    | Jr | 239 LaGrange (Lyons)             | 16:03.96 | 5:21.3   |
| 46. | 44 | Sam Rodriguez      | Fr | 332 Orland Park (Sandburg)       | 16:04.40 | 5:21.5   |
| 47. | 45 | Jonathan Behling   | Sr | 156 Burbank (Reavis)             | 16:04.85 | 5:21.6   |
| 48. | 46 | James Suchy        | Sr | 437 Plainfield (North)           | 16:06.20 | 5:22.1   |
| 49. | 47 | Eddie Slack        | So | 661 Chicago (Marist)             | 16:07.21 | 5:22.4   |
| 50. | 48 | Roland Van Tassel  | Sr | 249 LaGrange (Lyons)             | 16:07.63 | 5:22.5   |
| 51. | 49 | Donovan Paske      | So | 285 Lockport (Township)          | 16:09.42 | 5:23.1   |
| 52. | 50 | Matt Wagner        | Sr | 663 Chicago (Marist)             | 16:09.84 | 5:23.3   |
| 53. |    | Diego Arana        | Sr | 304 Oak Lawn (Community)         | 16:10.70 | 5:23.6   |
| 54. | 51 | Eduardo Cintron    | So | 460 Plainfield (East)            | 16:11.05 | 5:23.7   |
| 55. | 52 | George Willer      | So | 197 Downers Grove (South)        | 16:13.57 | 5:24.5   |
| 56. |    | Tyler Cushing      | Fr | 139 Bolingbrook (High School)    | 16:15.99 | 5:25.3   |
| 57. | 53 | Joel Delgado       | Sr | 646 Chicago (Lindblom)           | 16:16.44 | 5:25.5   |
| 58. | 54 | Paul Milkus        | Sr | 366 Palos Heights (Shepard)      | 16:17.55 | 5:25.8   |
| 59. |    | Harry Osborne      | Sr | 211 Harvey (Thornton)            | 16:17.92 | 5:26.0   |
| 60. | 55 | Spencer Brandt     | Jr | 427 Plainfield (North)           | 16:19.81 | 5:26.6   |
| 61. | 56 | Chance Bayles      | Sr | 315 Oak Park (O.P.-River Forest) | 16:20.59 | 5:26.9   |
| 62. | 57 | Alvaro Barajas     | Jr | 470 Summit (Argo)                | 16:21.12 | 5:27.0   |
| 63. | 58 | Colin Anderson     | Jr | 104 Berwyn-Cicero (Morton)       | 16:21.52 | 5:27.2   |
| 64. |    | Justin Suits       | Sr | 468 Romeoville (High School)     | 16:21.85 | 5:27.3   |
| 65. | 59 | Brenden Wengler    | Jr | 405 Plainfield (South)           | 16:23.11 | 5:27.7   |
| 66. | 60 | Thomas Leonard     | Fr | 656 Chicago (Marist)             | 16:25.21 | 5:28.4   |
| 67. | 61 | Matt Caron         | So | 498 Villa Park (Willowbrook)     | 16:25.82 | 5:28.6   |
| 68. | 62 | George Walls       | Sr | 651 Chicago (Lindblom)           | 16:28.93 | 5:29.6   |
| 69. | 63 | Nathan Morrelly    | So | 472 Summit (Argo)                | 16:29.91 | 5:30.0   |
| 70. |    | Dan Ford           | Jr | 467 Romeoville (High School)     | 16:30.57 | 5:30.2   |
| 71. | 64 | Cade Musich        | Jr | 283 Lockport (Township)          | 16:31.66 | 5:30.6   |
| 72. | 65 | Fausto Leyva       | Sr | 157 Burbank (Reavis)             | 16:32.55 | 5:30.9   |
| 73. | 66 | Nico Calderon      | So | 337 Orland Park (Sandburg)       | 16:32.92 | 5:31.0   |
| 74. |    | William Engels     | So | 263 Lisle (Benet Academy)        | 16:33.24 | 5:31.1   |
| 75. | 67 | Eduardo Rodriguez  | Sr | 649 Chicago (Lindblom)           | 16:34.63 | 5:31.5   |
| 76. | 68 | Manuel Rangel      | Sr | 479 Summit (Argo)                | 16:34.97 | 5:31.7   |
| 77. | 69 | Justin Hobart      | Jr | 380 Palos Hills (Stagg)          | 16:35.35 | 5:31.8   |
| 78. | 70 | Peter Halloran     | Jr | 310 Oak Park (O.P.-River Forest) | 16:37.00 | 5:32.3   |
| 79. | 71 | James Weigel       | So | 196 Downers Grove (South)        | 16:39.96 | 5:33.3   |
| 80. | 72 | Zahid Salodawala   | Jr | 456 Plainfield (East)            | 16:41.06 | 5:33.7   |
| 81. | 73 | Colin Costello     | So | 243 LaGrange (Lyons)             | 16:41.77 | 5:33.9   |
| 82. | 74 | Owen Savoy         | Jr | 311 Oak Park (O.P.-River Forest) | 16:43.82 | 5:34.6   |
| 83. |    | Nick Chapan        | Jr | 125 Blue Island (Eisenhower)     | 16:44.20 | 5:34.7   |

|      |     |                     |    |     |                          |          |        |
|------|-----|---------------------|----|-----|--------------------------|----------|--------|
| 84.  | 75  | Anthony Koncius     | Sr | 388 | Palos Hills (Stagg)      | 16:46.50 | 5:35.5 |
| 85.  | 76  | Nick Pedersen       | Jr | 455 | Plainfield (East)        | 16:48.88 | 5:36.3 |
| 86.  | 77  | Andrew Zwijack      | Sr | 480 | Summit (Argo)            | 16:49.39 | 5:36.5 |
| 87.  | 78  | Andres Martinez     | Sr | 111 | Berwyn-Cicero (Morton)   | 16:50.44 | 5:36.8 |
| 88.  | 79  | Carson Porter       | Sr | 462 | Plainfield (East)        | 16:50.87 | 5:37.0 |
| 89.  | 80  | Ben Cachares        | Sr | 340 | Orland Park (Sandburg)   | 16:51.49 | 5:37.2 |
| 90.  | 81  | Liam Kennedy        | Jr | 281 | Lockport (Township)      | 16:52.05 | 5:37.4 |
| 91.  | 82  | William Lathrop     | So | 410 | Plainfield (South)       | 16:52.39 | 5:37.5 |
| 92.  | 83  | Kyle Madura         | Jr | 382 | Palos Hills (Stagg)      | 16:54.16 | 5:38.1 |
| 93.  | 84  | Michael Isaacson    | Jr | 497 | Villa Park (Willowbrook) | 16:57.04 | 5:39.0 |
| 94.  |     | Ethan Armour        | Jr | 634 | Chicago (Curie)          | 16:57.67 | 5:39.2 |
| 95.  |     | Luis Jaramillo      | Sr | 635 | Chicago (Curie)          | 16:58.29 | 5:39.4 |
| 96.  | 85  | Walker Wells        | Sr | 438 | Plainfield (North)       | 17:00.41 | 5:40.1 |
| 97.  | 86  | Casey King          | Sr | 599 | Villa Park (Willowbrook) | 17:01.26 | 5:40.4 |
| 98.  | 87  | Guillermo Ibarra    | Fr | 102 | Berwyn-Cicero (Morton)   | 17:01.68 | 5:40.6 |
| 99.  | 88  | Denilson Saavedra   | Sr | 650 | Chicago (Lindblom)       | 17:02.28 | 5:40.8 |
| 100. | 89  | Dalvin Humphrey     | So | 362 | Palos Heights (Shepard)  | 17:02.68 | 5:40.9 |
| 101. | 90  | Kevin Callahan      | Sr | 363 | Palos Heights (Shepard)  | 17:03.07 | 5:41.0 |
| 102. | 91  | Luke LaLonde        | Jr | 191 | Downers Grove (South)    | 17:04.06 | 5:41.4 |
| 103. | 92  | Lucas Czerwonka     | Sr | 287 | Lockport (Township)      | 17:05.17 | 5:41.7 |
| 104. | 93  | Armando Rodriguez   | Sr | 112 | Berwyn-Cicero (Morton)   | 17:06.04 | 5:42.0 |
| 105. | 94  | Brandon Saavedra    | Fr | 103 | Berwyn-Cicero (Morton)   | 17:07.33 | 5:42.4 |
| 106. | 95  | John Doherty        | Jr | 379 | Palos Hills (Stagg)      | 17:08.01 | 5:42.7 |
| 107. | 96  | Jonathan Gancarczyk | Jr | 453 | Plainfield (East)        | 17:08.34 | 5:42.8 |
| 108. | 97  | Julian Del Rosario  | Sr | 461 | Plainfield (East)        | 17:12.70 | 5:44.2 |
| 109. | 98  | Brian Hauser        | Jr | 360 | Palos Heights (Shepard)  | 17:13.38 | 5:44.5 |
| 110. | 99  | Aidan Pajeau        | Fr | 279 | Lockport (Township)      | 17:15.24 | 5:45.1 |
| 111. | 100 | Gabe Nkpe           | Sr | 436 | Plainfield (North)       | 17:18.33 | 5:46.1 |
| 112. | 101 | Ernan Cruz          | Jr | 471 | Summit (Argo)            | 17:19.97 | 5:46.7 |
| 113. | 102 | Giovanni Cisneros   | Jr | 359 | Palos Heights (Shepard)  | 17:22.65 | 5:47.6 |
| 114. | 103 | Jacob Christiansen  | Sr | 598 | Villa Park (Willowbrook) | 17:23.28 | 5:47.8 |
| 115. | 104 | Robert Elwood       | Sr | 288 | Lockport (Township)      | 17:26.78 | 5:48.9 |
| 116. | 105 | Robert Zieba        | Jr | 152 | Burbank (Reavis)         | 17:28.71 | 5:49.6 |
| 117. | 106 | Rafael Ibarra       | Jr | 105 | Berwyn-Cicero (Morton)   | 17:30.11 | 5:50.0 |
| 118. | 107 | Pedro Ocampo        | So | 108 | Berwyn-Cicero (Morton)   | 17:31.60 | 5:50.5 |
| 119. |     | Jon Sylveston       | Sr | 301 | Maywood (Proviso East)   | 17:32.76 | 5:50.9 |
| 120. | 108 | Hector Lopez        | Sr | 158 | Burbank (Reavis)         | 17:33.41 | 5:51.1 |
| 121. | 109 | Lucas Pennix        | So | 660 | Chicago (Marist)         | 17:39.44 | 5:53.1 |
| 122. | 110 | Matt Gibson         | Sr | 364 | Palos Heights (Shepard)  | 17:40.03 | 5:53.3 |
| 123. | 111 | Josue Guevara       | Sr | 474 | Summit (Argo)            | 17:45.20 | 5:55.1 |
| 124. | 112 | Ricardo Silva       | Sr | 161 | Burbank (Reavis)         | 17:46.06 | 5:55.4 |
| 125. | 113 | Aidan Dillon        | So | 658 | Chicago (Marist)         | 17:48.38 | 5:56.1 |
| 126. |     | Derrick Crosby Jr   | Jr | 213 | Hillside (Proviso West)  | 17:50.51 | 5:56.8 |
| 127. | 114 | Arnas Liesis        | Jr | 381 | Palos Hills (Stagg)      | 17:52.49 | 5:57.5 |
| 128. | 115 | Alec Gruchalski     | Jr | 496 | Villa Park (Willowbrook) | 17:53.15 | 5:57.7 |
| 129. | 116 | Krzysztof Juchas    | So | 153 | Burbank (Reavis)         | 17:58.95 | 5:59.7 |
| 130. | 117 | Khamis Suleiman     | Sr | 389 | Palos Hills (Stagg)      | 18:04.51 | 6:01.5 |
| 131. | 118 | Alfredo Calderon    | So | 643 | Chicago (Lindblom)       | 18:04.88 | 6:01.6 |
| 132. | 119 | Ian Costello        | Jr | 495 | Villa Park (Willowbrook) | 18:05.87 | 6:02.0 |
| 133. | 120 | Colin Tracy         | So | 662 | Chicago (Marist)         | 18:07.80 | 6:02.6 |
| 134. | 121 | Julio Nieto         | Sr | 478 | Summit (Argo)            | 18:12.21 | 6:04.1 |
| 135. | 122 | Rafal Munoz         | Sr | 160 | Burbank (Reavis)         | 18:12.85 | 6:04.3 |
| 136. | 123 | Czar Carson         | So | 644 | Chicago (Lindblom)       | 18:17.27 | 6:05.8 |
| 137. | 124 | William Stout       | So | 499 | Villa Park (Willowbrook) | 18:17.99 | 6:06.0 |
| 138. |     | Gustavo Martinez    | Sr | 638 | Chicago (Hubbard)        | 19:14.66 | 6:24.9 |

-----  
 Copyright (c) 2016, John R. O'Hara, All Rights Reserved

No part of this publication may be reproduced, distributed, transmitted or modified in any form or by any means including photocopying, recording, or other electronic, mechanical or digital method, without the prior written permission of the publisher and copyright holder. Please respect the privacy rights of the athletes, coaches, and teams listed above.



## NEWS AND NOTES

IHSA State Meet

Saturday, Nov 5, 2016

67 degrees, sunny, calm

### COACH'S COMMENTS:

We concluded our IHSA season almost exactly how I wanted to: running tough, running fearless. We came up with a game plan, we focused on ourselves and we ran our best race of the season. That's what we ask for in the state meet. For your efforts, you accomplished our goal of top 10 and you became the 6<sup>th</sup> fastest team in Sandburg history in the process. We clearly had best races of the season from four guys: Dylan Jacobs, Martin Skucas, Robbie Sieczkowski and Nico Calderon. Those four guys far and away produced their best race of 2016. That's what we're talking about! It doesn't take rocket science. It doesn't take over thinking. It doesn't take anything but deciding you'll hurt more and work more on that day than you've hurt and worked before. Now, that may not be rocket science, but it's tough to do in the moment. They made that choice. **Dylan Jacobs** proved to be the guy who was most fearless in the state by taking the race out hard...and he kept pushing. He was the reason the race proved to be the fastest in state history. He never gave up, he kept grinding, and he ran the 4<sup>th</sup> fastest time by a junior in Illinois history. To put it in perspective, Tom Graves ran 14:08 as a junior and walked away with a state title. He is the most decorated runner in Illinois history with six state titles. To put it further in perspective, Evan Jager, the silver medalist in this year's Olympics in Rio in the steeplechase, ran 14:23 as a junior. Dylan would have won last year's state meet by :12. Dylan has established himself as one of the greatest runners in Illinois history already. I would also suggest he consider this: when Lukas Verzbicas ran away with the Foot Locker National title in his first attempt in 2009, he had run 14:07 at Detweiller at state. While two guys got away with it on Saturday by virtue of Dylan leading the way, I think we can turn the table on everyone in the country in the next few weeks. Regardless, Dylan's relentless attacking throughout the race and his unwillingness to break was so impressive and it led to one of the greatest performances in Illinois history. **Martin Skucas** has had one of the most successful careers in Sandburg history. It brought us to last week: I told Skucas that he had no other option than to entertain all-state. I felt that would appeal to Skucas' tough mentality. He just needed to make the decision and no alternatives. His race showcased that exact mentality: he committed to it early, had to fight and fight throughout, and finally, with 500 to go, he had himself in position to finish it off. He was in 26<sup>th</sup> place trailing a guy by :02, He had to find a way to find the strength in the final quarter mile to run down that last guy. That's exactly what he did and it is a metaphor for racing as good as I can think of. Skucas had a clear cut choice: settle and suffer the pain of regret or suffer in the moment and be rewarded for a lifetime. It seems like an easy choice. But we all know how hard it is in the midst of a race. Skucas made that choice, one last time, one more minute, one more pass, one more effort. And now he has "All-State" to his name for the rest of his life. He will look back on his entire career—endless hours upon hours of effort—and will be satisfied with the knowledge that he found that last ounce of strength to create the last meaningful minute of his racing with "Sandburg" across his chest and he is an All-State runner. Consider the moments of being on a long run in February, dreaming of the state meet, consider the threshold workouts in July, wondering where they would lead to, consider the endlessly tough and intense interval workouts at Horsetail, Midlo and elsewhere. Consider the alarm clock going off in the morning and getting up and getting that extra run in. Consider the time trials, the invitational, the final all out 300s, the after race workouts. During those times, you often wonder, "How will the season turn out? Will I accomplish my goal." There it was, it came down to one final turn and one final stretch of a little over a quarter of a mile. He had punished himself to be in that position and it all came down to that moment. Had Skucas made a shortcut somewhere along the way, one less morning run, one less interval run well, one less all out 300, would Skucas have been able to finish off his goal? With Martin Skucas, because of that final effort, we have no real questions. We have an answer. Mission accomplished. **Robbie Sieczkowski** was a gamer and stepped up to get it done for us at

state. We were looking to get a 15:30 and he ran even better than that. He focused on his execution and kept grinding. His poise and confidence were impressive. With Skucas gone in 2017, we'll need someone to step up into the front running positions behind Dylan. We were a strong 3<sup>rd</sup> runner away from a 4<sup>th</sup> or 5<sup>th</sup> place finish this year. Next year we'll need to have replaced Skucas and filled in closely behind, otherwise we'll be staring down another 10<sup>th</sup>. Robbie appears to be someone to take on that role after his phenomenal performance at state. **Nico Calderon** had his best race of the season at state as well. He PR'd, he raced tough and he had a good showing. He has proven that he is going to step up when we need him most. Moving forward, he will really need to focus on commitment more early and being tough late to make the next step in 2017. You can't open as slow as 2:25 and also have the last 800 equal to your slowest to have success in the trophy category. Talk to Skucas about the difference between his race this year and 2014. Being upfront matters. He'll need to focus on competing up front and not just teammates. As it was, Nico found his way through the challenges and got it done, making his best effort the last one. Once again, that's what we ask. That's where greatness is. We all need to believe in the process, even when it doesn't look all that good. Nico was in the 16:50s a month ago at Peoria Notre Dame. He raced a great race a couple weeks later to 15:50s, then squeezed 20 more seconds out at state. Great way to finish and the team knows we can trust Nico to flat out get it done. I'm incredibly proud of **Sam Rodriguez**. The guys who visited Friday night and came to the meet on Saturday noted how important Sammy is to the Sandburg program right now. He managed to cut :02 more seconds from his second Peoria meet, and in his first season, he managed to go the distance of June to November and continue to improve, which is sometimes difficult for freshmen. Sammy proved to be one of the most reliable runners we have, which is pretty exciting moving forward. **Alex Szymanski** had a rough go of it in this race. He got us going early, but then folded late. If he could have re-framed his race to stick it out with Robbie then we would have moved up to 5<sup>th</sup>. Alex took on a huge leadership role this year and was critical to our development. We owe a lot of our success this year to Alex. Finally, **David Alvarez** didn't have his best race of the season, but he gave it his all and I've been so impressed with his ability to handle all that the season has thrown at him in only his first year. He had no F/S races to ease into and learn from, he had no experience watching on the sidelines or learning from guys older than him. He had to come in as a senior and find a way to contribute to the best program in the state. He found a way.

All of us can learn from our experiences this season: any important and competitive race experience is going to have lots ebbs and flows. There are going to be moments things are clicking and lots and lots of moments when you are challenged—by other runners, by your own uncertainty, by splits, by a teammate passing you unexpectedly, by a teammate dropping off the pace unexpectedly, by your own pain and discomfort of racing and the question of whether or not you can keep hurting...there are an infinite number of ways you can be challenged in a race. This is a guarantee and a reason we love to race. The ones who see it through, who keep fighting, who stay engaged and offensive, who simply decide that it's going to be a great day, are the ones who get it done. There will always be a reason to fold. We find reasons to keep believing and keep fighting. Of course, this should sound familiar. It was a microcosm of our season. There were plenty of reasons to fold, but we kept believing, we kept fighting. It was never perfect, it wasn't pretty, but those are the best battles and the most rewarding experiences.

For next year, if these guys want to take a step forward into the trophy contention, we'll need them to develop the ability to get into the front of the race early. If you look at the placement movement, it is clear that we need to be in the race early to fight for a trophy. This is a skill we'll need to develop over the winter, spring and summer. We will need to work on progressive runs, so we have aerobic strength to handle the duration of the effort, and we'll need to work on big intervals that open hard and then remain consistent after. This will be our key: working through the workouts with no time drops. This was a major weakness of ours this season and is a clear way to improve. We made a lot of progress throughout the season and now we need to apply that to the entire training plan.

In so many ways, this was a season about the past and it was a season about the future. The past silhouetted our season in many ways. We had the greatest year in Illinois history winning several state titles, a National title, state records and more. The future also made its way into our consciousness in a big way. We have some great young runners who have the right determination and competitiveness to be great on the varsity level. We have a solid returning core from our state roster alone. It would have been really easy to call this a year about something other than what it was. But you guys were determined to make this season about this

season. And you did. 2016 will not be known as the year after 2015 and the year before 2017. It will be its own identity. There were various points where we were not going to be a state qualifying team. We had six runners running in their first state cross country meet. We had five and a half runners racing in their first sectional (Dylan raced sectionals last year but had to limp the last mile and a half). We had two runners in the state meet who were in their first cross country season ever. Yet, we made it an important performance on its own merit: a top 10 finish, the 6<sup>th</sup> fastest team in CSHS history, Dylan Jacobs running a historic time, Jacobs and Skucas becoming Sandburg's 17<sup>th</sup> and 18<sup>th</sup> individual All-Staters. The Sandburg program is very much a presence in the minds of everyone in Illinois. And that, you proved, is not going away.

**TIDBITS:** >>Turn in gear. >>Awards Nights: Monday, Nov. 21<sup>st</sup> , 6:30 PAC

**WHAT'S NEXT:** Awards Night. Craft Fair. Sunday, Nov 27<sup>th</sup> at 3:45 in the Grill Area. Polar Bear! A lot of work! Who is going to step up?

**Results:**

1. Neuqua Valley—83
2. DGN—116
3. Lake Zurich—186
4. Lyons—228
5. Whitney Young—248
6. Hinsdale Central—275
7. Prospect—281
8. WWS—287
9. Maine South—301
10. **Sandburg-322**
11. St. Charles East—325 ...20. L-Way East—437

|                 |   |                |
|-----------------|---|----------------|
| 3. Jacobs       | 2:10—2:26/4:36—2:21/6:58—2:29/4:51/9:27—2:15/11:42—2:27/4:41  | <b>14:09.2</b> |
| 25. Skucas      | 2:11—2:29/4:40—2:29/7:10—2:36/5:06/9:46—2:34/12:20—2:29/5:02  | <b>14:49.1</b> |
| 98. Sieczkowski | 2:24—2:30/4:54—2:31/7:26—2:41/5:13/10:07—2:28/12:35—2:49/5:16 | <b>15:24.5</b> |
| 129. Calderon   | 2:25—2:33/4:58—2:34/7:33—2:41/5:16/10:14—2:41/12:55—2:41/5:22 | <b>15:36.6</b> |
| 161. Szymanski  | 2:22—2:29/4:51—2:36/7:28—2:48/5:25/10:16—2:46/13:02—2:48/5:34 | <b>15:50.8</b> |
| 172. Rodriguez  | 2:22—2:35/4:57—2:39/7:38—2:48/5:29/10:26—2:46/13:12—2:41/5:27 | <b>15:53.8</b> |
| 181. Alvarez    | 2:22—2:43/4:55—2:43/7:39—2:51/5:35/10:30—2:45/13:15—2:46/5:30 | <b>16:01.1</b> |

**Five Man Total: 75:51**

| <b>Placement:</b> | <b><u>1 Mile</u></b> | <b><u>1.5</u></b> | <b><u>2 Mile</u></b> | <b><u>Finish</u></b> |
|-------------------|----------------------|-------------------|----------------------|----------------------|
| Jacobs            | 1                    | 1                 | 1                    | 3                    |
| Skucas            | 27                   | 25                | 27                   | 25                   |
| Sieczkowski       | 116                  | 91                | 91                   | 98                   |
| Calderon          | 156                  | 133               | 120                  | 129                  |
| Szymanski         | 98                   | 108               | 128                  | 161                  |
| Rodriguez         | 155                  | 162               | 165                  | 172                  |
| Alvarez           | 135                  | 170               | 178                  | 181                  |

|              |   |  |
|--------------|---|--|
| <b>Name:</b> | <b>PCI, Oct 1<sup>st</sup></b><br>(mid 60s, partly sunny) | <b>State, Nov 5<sup>th</sup></b><br>(high 60s, partly sunny) |
|--------------|---|--|

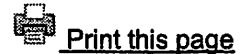
|             |       |       |
|-------------|-------|-------|
| Jacobs      | 14:41 | 14:09 |
| Skucas      | 15:02 | 14:49 |
| Sieczkowski | 16:02 | 15:24 |
| Calderon    | 15:52 | 15:36 |
| Szymanski   | SAT   | 15:50 |
| Rodriguez   | 15:59 | 15:53 |
| Alvarez     | 16:01 | 16:00 |





# Boys Cross Country Class 3A State Final Results — 2016-17

\* Last updated at 2:46 pm on Saturday, November 5, 2016



## Team Results

ILLINOIS HIGH SCHOOL ASSOCIATION  
State Cross Country Championships  
Boys 3A - November 5, 2016  
Team Scores

| Place | Score  | SCHOOL                         | (Total, Average, Pack Times) |
|-------|--|--------------------------------|------------------------------|
| 1.    | 83   | Naperville (Neuqua Valley)     | (1:13:40, 14:43.96, 0:23)    |
|       | 8 14 16 18 27  | (30) (41)                      |                              |
|       | Jackson Jett, Zach Kinne, Jake McEneaney, Matt Milostan,<br>Josh Mollway, Scott Anderson, Jeremy Hayhurst      |                                |                              |
| 2.    | 116  | Downers Grove (North)          | (1:14:07, 14:49.33, 0:23)    |
|       | 11 13 25 33 34   | (45) (60)                      |                              |
|       | Alec Danner, Jacob Ridderhoff, Matt Moravec, Andrew Marek,<br>Ryan Birkmeier, Nick Chudzik, Sam McCool         |                                |                              |
| 3.    | 186  | Lake Zurich                    | (1:14:21, 14:52.16, 1:22)    |
|       | 5 6 39 44 92   | (149) (165)                    |                              |
|       | Brian Griffith, Matt Pereira, Patrick Burns, Kyle Griffith,<br>Jacob Bieniek, Eric Metzger, Drake Heisterkamp  |                                |                              |
| 4.    | 228  | LaGrange (Lyons)               | (1:14:43, 14:56.46, 1:35)    |
|       | 2 7 35 73 111  | (125) (132)                    |                              |
|       | Danny Kilrea, Vince Zona, Alex Pall, Dan Palmer, Roland Van Tassel,<br>Charles Harders, Graham Kutchek         |                                |                              |
| 5.    | 248  | Chicago (Whitney Young)        | (1:15:47, 15:09.33, 0:44)    |
|       | 17 21 58 70 82   | (136) (167)                    |                              |
|       | Keduse Worku, Sam Rivera, Clayton Mendez, Charlie Nevins,<br>Anthony Tuman, Evan Radomski, Brandon Dokliev     |                                |                              |
| 6.    | 279  | Hinsdale (Central)             | (1:16:06, 15:13.13, 0:48)    |
|       | 15 50 56 77 81   | (95) (118)                     |                              |
|       | Blake Evertsen, Sean O'Connell, Sam Fathizadeh, Ryan Doorhy,<br>Jan Erik Naess, Ethan Planson, Neil Cumberland |                                |                              |
| 7.    | 281  | Mt. Prospect (Prospect)        | (1:16:13, 15:14.60, 0:37)    |
|       | 26 49 54 69 83   | (123) (143)                    |                              |
|       | Jack Terry, Sean Sanaghan, Jack O'Donnell, Nick Serio, Nate Cozine,<br>Jack Hempleman, James Riordan           |                                |                              |
| 8.    | 287  | Wheaton (W. Warrenville South) | (1:16:20, 15:15.81, 0:15)    |
|       | 48 52 53 66 68   | (93) (94)                      |                              |
|       | Sean Maison, Kyle Thompson, Scott Maison, Aleksei Sorokin,<br>John Keys, Dylan Kropp, William Hauenstein       |                                |                              |
| 9.    | 301  | Park Ridge (Maine South)       | (1:15:59, 15:11.72, 1:16)    |
|       | 10 23 40 97 131  | (141) (163)                    |                              |
|       | Reese Jordan, Tommy Brady, Brandon Christopher, Alex Ortwig,<br>Brian Shanahan, Ian Spears, Gavin Voris        |                                |                              |
| 10.   | 322  | Orland Park (Sandburg)         | (1:15:51, 15:10.08, 1:42)    |
|       | 3 20 71 100 128  | (139) (148)                    |                              |
|       | Dylan Jacobs, Martin Skucas, Robbie Sieczkowski, Nico Calderon,  |                                |                              |

Alex Szymanski, Sam Rodriguez, David Alvarez

11. 325 St. Charles (East) (1:16:36, 15:19.08, 0:35)  
38 43 59 84 101 (116) (153)  
Jake Beno, Cole Adesso, Anthony Zilla, JB Sandlund, Aidan King,  
Dan Werner, Campbell Koch
12. 340 Aurora (Marmion Academy) (1:16:34, 15:18.64, 0:51)  
28 36 57 98 121 (130) (174)  
Charlie Zimmer, Michael Ronzone, Sean Galle, Jack Brewster,  
Jimmy Milder, Jake Harron, Andrew Lifka
13. 341 Oak Park (O.P.-River Forest) (1:16:32, 15:18.32, 0:54)  
22 42 47 108 122 (158) (173)  
Irwin Loud, Matthew Politis, Matthew Vietzen, Robert George,  
Chance Bayles, Peter Halloran, Eric Mulshine
14. 346 Winnetka (New Trier) (1:16:49, 15:21.79, 0:34)  
46 55 63 75 107 (109) (112)  
Warren Blood, Patrick Norrick, Cooper Woolford, Matt Burke,  
Kiran Baakkonen, Matt Roge, Ryan Struckman
15. 350 Geneva (1:16:43, 15:20.57, 1:03)  
29 32 67 80 142 (147) (159)  
Tyler Dau, Josh Rodgers, Brian Kuehl, Ryan Kredell, Scott Creger,  
Dave Creger, Cole Montgomery
16. 361 Elmhurst (York) (1:15:59, 15:11.73, 1:40)  
4 9 104 115 129 (161) (171)  
Charlie Kern, Sean MacGregor, Ethan Kern, Danny Honquest,  
Jackson Bode, Liam Hill, Joe Evelyn
17. 363 Arlington Heights (Hersey) (1:16:44, 15:20.72, 0:51)  
24 31 86 105 117 (133) (152)  
Josh Methner, Jacob Krupa, Nate Mayo, Jack Fredian, Sam Svienty,  
Ryan Buch, Quinn Cunningham
18. 390 Palatine (H.S.) (1:16:57, 15:23.22, 1:12)  
12 64 78 110 126 (150) (157)  
Brian Leonard, Ben Kontney, Richard Jacobo, Nate Izewski,  
Evan Eckels, Art Oshinson, Joe Ahlgrim
19. 435 Edwardsville (H.S.) (1:17:41, 15:32.12, 0:21)  
65 72 85 99 114 (162) (172)  
Franky Romano, Roland Prenzler, Dan Powell, Jack Pifer,  
Max Hartmann, Zach Walters, Todd Baxter
20. 437 Frankfort (Lincoln-Way East) (1:17:32, 15:30.27, 1:31)  
19 51 90 113 164 (166) (169)  
Noah Healy, Brett Gardner, Scott Platek, Mike Trost, Will Evans,  
Jeremy Stajowski, David Nino
21. 464 O'Fallon (H.S.) (1:17:44, 15:32.70, 0:52)  
37 76 79 135 137 (144) (146)  
Christophe Conrad, Will VanAlstine, Joey Black, Garrett Blenkush,  
Matthew Gilster, Hayden Ybarra, Lucas Capistrant
22. 489 Minooka (1:17:15, 15:26.90, 2:05)  
1 91 119 124 154 (155) (156)  
Soren Knudsen, Mark Dames, Matthew Mason, Jack Sullivan,  
Justin Tutt, Cody Hoshell, Jordan Freese
23. 500 Highland Park (1:18:06, 15:37.10, 0:34)  
61 96 103 106 134 (140) (175)  
Jonathan Rosenfeld, Nate Amster, Matthew Casey, Alec Glazier,

Jose Reyes, Charlie Skurie, Fitz Laurie

24. 509 Yorkville (H.S.) (1:18:09, 15:37.63, 0:35)  
62 87 102 120 138 (145) (160)  
Zack Price, Patrick Black, Ben Summers, Alexx Nauman, Alex Loos,  
Eric Naumann, Matt Cox
25. 529 Naperville (North) (1:18:29, 15:41.74, 0:37)  
74 88 89 127 151 (168) (170)  
Matt Boelke, Jake Allen, Aidan Blecke, Emerson King,  
Tracey Gschwendtner, Nick Trattner, Michael Schnell

## Individual Results

ILLINOIS HIGH SCHOOL ASSOCIATION  
State Cross Country Championships  
Boys 3A - November 5, 2016

| Place | TmPl | NAME             | SCHOOL                         | YEAR | TIME  | Pace   |
|-------|------|------------------|--------------------------------|------|-------|--------|
| 1.    | 1    | Soren Knudsen    | Minooka                        | Sr   | 14:02 | 4:40.6 |
| 2.    | 2    | Danny Kilrea     | LaGrange (Lyons)               | Jr   | 14:08 | 4:42.4 |
| 3.    | 3    | Dylan Jacobs     | Orland Park (Sandburg)         | Jr   | 14:10 | 4:43.1 |
| 4.    | 4    | Charlie Kern     | Elmhurst (York)                | Jr   | 14:12 | 4:43.8 |
| 5.    | 5    | Brian Griffith   | Lake Zurich                    | Sr   | 14:14 | 4:44.5 |
| 6.    | 6    | Matt Pereira     | Lake Zurich                    | Sr   | 14:24 | 4:47.9 |
| 7.    | 7    | Vince Zona       | LaGrange (Lyons)               | Sr   | 14:28 | 4:49.2 |
| 8.    | 8    | Jackson Jett     | Naperville (Neuqua Valley)     | Sr   | 14:33 | 4:50.8 |
| 9.    | <5   | Dylan Zangri     | Oswego (East)                  | Sr   | 14:36 | 4:51.7 |
| 10.   | 9    | Sean MacGregor   | Elmhurst (York)                | Jr   | 14:36 | 4:51.8 |
| 11.   | 10   | Reese Jordan     | Park Ridge (Maine South)       | Sr   | 14:36 | 4:52.0 |
| 12.   | 11   | Alec Danner      | Downers Grove (North)          | Sr   | 14:37 | 4:52.3 |
| 13.   | 12   | Brian Leonard    | Palatine (H.S.)                | Sr   | 14:37 | 4:52.3 |
| 14.   | <5   | Paolo Tiongson   | Wilmette (Loyola Academy)      | Sr   | 14:38 | 4:52.7 |
| 15.   | 13   | Jacob Ridderhoff | Downers Grove (North)          | Jr   | 14:39 | 4:53.0 |
| 16.   | <5   | Evan Mitchell    | New Lenox (Lincoln-Way West)   | Sr   | 14:40 | 4:53.3 |
| 17.   | 14   | Zach Kinne       | Naperville (Neuqua Valley)     | So   | 14:41 | 4:53.4 |
| 18.   | <5   | Caleb Washington | Palos Heights (Shepard)        | Sr   | 14:41 | 4:53.6 |
| 19.   | 15   | Blake Evertsen   | Hinsdale (Central)             | Sr   | 14:42 | 4:54.0 |
| 20.   | <5   | Jack Becker      | Crystal Lake (South)           | Jr   | 14:46 | 4:55.4 |
| 21.   | 16   | Jake McEaney     | Naperville (Neuqua Valley)     | Sr   | 14:46 | 4:55.4 |
| 22.   | 17   | Keduse Worku     | Chicago (Whitney Young)        | Sr   | 14:47 | 4:55.5 |
| 23.   | 18   | Matt Milostan    | Naperville (Neuqua Valley)     | Sr   | 14:47 | 4:55.6 |
| 24.   | 19   | Noah Healy       | Frankfort (Lincoln-Way East)   | Sr   | 14:47 | 4:55.6 |
| 25.   | 20   | Martin Skucas    | Orland Park (Sandburg)         | Sr   | 14:50 | 4:56.4 |
| 26.   | 21   | Sam Rivera       | Chicago (Whitney Young)        | So   | 14:51 | 4:56.8 |
| 27.   | <5   | Tommy Chavez     | Naperville (Central)           | Sr   | 14:51 | 4:56.9 |
| 28.   | 22   | Irwin Loud       | Oak Park (O.P.-River Forest)   | Sr   | 14:53 | 4:57.5 |
| 29.   | 23   | Tommy Brady      | Park Ridge (Maine South)       | So   | 14:53 | 4:57.5 |
| 30.   | 24   | Josh Methner     | Arlington Heights (Hersey)     | Fr   | 14:53 | 4:57.6 |
| 31.   | 25   | Matt Moravec     | Downers Grove (North)          | Jr   | 14:53 | 4:57.7 |
| 32.   | <5   | Nick Laning      | Barrington                     | Jr   | 14:54 | 4:57.9 |
| 33.   | 26   | Jack Terry       | Mt. Prospect (Prospect)        | Jr   | 14:55 | 4:58.2 |
| 34.   | 27   | Josh Mollway     | Naperville (Neuqua Valley)     | Sr   | 14:55 | 4:58.3 |
| 35.   | 28   | Charlie Zimmer   | Aurora (Marmion Academy)       | Sr   | 14:55 | 4:58.3 |
| 36.   | 29   | Tyler Dau        | Geneva                         | Sr   | 14:55 | 4:58.3 |
| 37.   | 30   | Scott Anderson   | Naperville (Neuqua Valley)     | Sr   | 14:55 | 4:58.3 |
| 38.   | 31   | Jacob Krupa      | Arlington Heights (Hersey)     | Sr   | 14:56 | 4:58.5 |
| 39.   | <5   | Jaime Marcos     | Chicago (Von Steuben)          | Sr   | 14:56 | 4:58.7 |
| 40.   | <5   | Alex Tam         | Libertyville                   | Jr   | 14:58 | 4:59.3 |
| 41.   | <5   | Anthony Hurgoi   | Carpentersville (Dundee-Crown) | Jr   | 14:59 | 4:59.6 |
| 42.   | <5   | Austin Ohm       | Lansing (Illiana Christian)    | Jr   | 14:59 | 4:59.6 |
| 43.   | 32   | Josh Rodgers     | Geneva                         | So   | 14:59 | 4:59.7 |
| 44.   | 33   | Andrew Marek     | Downers Grove (North)          | Sr   | 15:00 | 4:59.7 |

|     |    |                   |                          |    |       |        |
|-----|----|-------------------|--------------------------|----|-------|--------|
| 45. | <5 | Jack Worman       | Hoffman Estates (H.S.)   | Sr | 15:00 | 4:59.7 |
| 46. | 34 | Ryan Birkmeier    | Downers Grove (North)    | Jr | 15:00 | 4:59.8 |
| 47. | 35 | Alex Pall         | LaGrange (Lyons)         | Sr | 15:00 | 5:00.0 |
| 48. | 36 | Michael Ronzone   | Aurora (Marmion Academy) | Jr | 15:02 | 5:00.4 |
| 49. | 37 | Christophe Conrad | O'Fallon (H.S.)          | Sr | 15:02 | 5:00.7 |
| 50. | 38 | Jake Beno         | St. Charles (East)       | Sr | 15:03 | 5:00.8 |

ILLINOIS HIGH SCHOOL ASSOCIATION  
State Cross Country Championships  
Boys 3A - November 5, 2016

| Place | TmPl | NAME                 | SCHOOL                         | YEAR | TIME  | Pace   |
|-------|------|----------------------|--------------------------------|------|-------|--------|
| 51.   | 39   | Patrick Burns        | Lake Zurich                    | Jr   | 15:03 | 5:00.9 |
| 52.   | 40   | Brandon Christopher  | Park Ridge (Maine South)       | Jr   | 15:04 | 5:01.1 |
| 53.   | 41   | Jeremy Hayhurst      | Naperville (Neuqua Valley)     | Sr   | 15:04 | 5:01.1 |
| 54.   | 42   | Matthew Politis      | Oak Park (O.P.-River Forest)   | Sr   | 15:04 | 5:01.3 |
| 55.   | <5   | Stephen Pipilas      | Downers Grove (South)          | Jr   | 15:05 | 5:01.4 |
| 56.   | <5   | Michael OBroin       | Chicago (St. Ignatius College) | Jr   | 15:05 | 5:01.6 |
| 57.   | 43   | Cole Adesso          | St. Charles (East)             | Jr   | 15:06 | 5:01.7 |
| 58.   | 44   | Kyle Griffith        | Lake Zurich                    | Sr   | 15:07 | 5:02.2 |
| 59.   | 45   | Nick Chudzik         | Downers Grove (North)          | Jr   | 15:07 | 5:02.2 |
| 60.   | 46   | Warren Blood         | Winnetka (New Trier)           | Sr   | 15:08 | 5:02.4 |
| 61.   | 47   | Matthew Vietzen      | Oak Park (O.P.-River Forest)   | Jr   | 15:09 | 5:03.0 |
| 62.   | 48   | Sean Maison          | Wheaton (W. Warrenville South) | So   | 15:10 | 5:03.1 |
| 63.   | 49   | Sean Sanaghan        | Mt. Prospect (Prospect)        | Sr   | 15:10 | 5:03.3 |
| 64.   | <5   | Bennett Peterson     | Oswego (H.S.)                  | Sr   | 15:11 | 5:03.4 |
| 65.   | 50   | Sean O'Connell       | Hinsdale (Central)             | Jr   | 15:11 | 5:03.5 |
| 66.   | 51   | Brett Gardner        | Frankfort (Lincoln-Way East)   | Fr   | 15:11 | 5:03.6 |
| 67.   | <5   | Collin Luell         | Zion (Z.-Benton)               | Jr   | 15:12 | 5:03.7 |
| 68.   | 52   | Kyle Thompson        | Wheaton (W. Warrenville South) | Sr   | 15:12 | 5:03.9 |
| 69.   | <5   | Andrew O'Keefe       | Granite City                   | So   | 15:12 | 5:04.0 |
| 70.   | 53   | Scott Maison         | Wheaton (W. Warrenville South) | So   | 15:13 | 5:04.2 |
| 71.   | <5   | Josh English         | Blue Island (Eisenhower)       | Jr   | 15:14 | 5:04.5 |
| 72.   | <5   | Ben Otstott          | Plainfield (North)             | Jr   | 15:14 | 5:04.6 |
| 73.   | 54   | Jack O'Donnell       | Mt. Prospect (Prospect)        | Sr   | 15:14 | 5:04.7 |
| 74.   | 55   | Patrick Norrick      | Winnetka (New Trier)           | Jr   | 15:14 | 5:04.7 |
| 75.   | <5   | Stephen Merriweather | Plainfield (South)             | Jr   | 15:15 | 5:04.8 |
| 76.   | <5   | Julian Higueros      | Chicago (Lane)                 | So   | 15:15 | 5:05.0 |
| 77.   | 56   | Sam Fathizadeh       | Hinsdale (Central)             | Sr   | 15:16 | 5:05.3 |
| 78.   | 57   | Sean Galle           | Aurora (Marmion Academy)       | Jr   | 15:16 | 5:05.3 |
| 79.   | 58   | Clayton Mendez       | Chicago (Whitney Young)        | Jr   | 15:17 | 5:05.4 |
| 80.   | <5   | Conor Perreault      | Skokie (Niles North)           | Jr   | 15:17 | 5:05.6 |
| 81.   | <5   | Ralph Papa           | Aurora (Metea Valley)          | Jr   | 15:19 | 5:06.1 |
| 82.   | 59   | Anthony Zilla        | St. Charles (East)             | Sr   | 15:19 | 5:06.2 |
| 83.   | 60   | Sam McCool           | Downers Grove (North)          | Jr   | 15:19 | 5:06.3 |
| 84.   | <5   | Omar Paramo          | Plainfield (North)             | Jr   | 15:20 | 5:06.4 |
| 85.   | 61   | Jonathan Rosenfeld   | Highland Park                  | Sr   | 15:20 | 5:06.6 |
| 86.   | 62   | Zack Price           | Yorkville (H.S.)               | Jr   | 15:20 | 5:06.6 |
| 87.   | <5   | John Stiglic         | New Lenox (Lincoln-Way West)   | So   | 15:21 | 5:06.9 |
| 88.   | 63   | Cooper Woolford      | Winnetka (New Trier)           | Sr   | 15:21 | 5:06.9 |
| 89.   | 64   | Ben Kontney          | Palatine (H.S.)                | Sr   | 15:22 | 5:07.3 |
| 90.   | 65   | Franky Romano        | Edwardsville (H.S.)            | Jr   | 15:23 | 5:07.4 |
| 91.   | 66   | Aleksei Sorokin      | Wheaton (W. Warrenville South) | Sr   | 15:23 | 5:07.4 |
| 92.   | <5   | Ethan Prior          | Plainfield (North)             | Jr   | 15:23 | 5:07.5 |
| 93.   | <5   | Dalton Martin        | East Moline (United)           | Jr   | 15:23 | 5:07.5 |
| 94.   | 67   | Brian Kuehl          | Geneva                         | Sr   | 15:23 | 5:07.7 |
| 95.   | 68   | John Keys            | Wheaton (W. Warrenville South) | Jr   | 15:24 | 5:08.0 |
| 96.   | 69   | Nick Serio           | Mt. Prospect (Prospect)        | Sr   | 15:24 | 5:08.0 |
| 97.   | 70   | Charlie Nevins       | Chicago (Whitney Young)        | So   | 15:25 | 5:08.1 |
| 98.   | 71   | Robbie Sieczkowski   | Orland Park (Sandburg)         | Jr   | 15:25 | 5:08.2 |
| 99.   | <5   | Lenny Bauman         | Bradley (B.-Bourbonnais)       | Sr   | 15:26 | 5:08.5 |
| 100.  | 72   | Roland Prenzler      | Edwardsville (H.S.)            | So   | 15:27 | 5:08.9 |

ILLINOIS HIGH SCHOOL ASSOCIATION  
State Cross Country Championships  
Boys 3A - November 5, 2016

| Place | TmPl | NAME | SCHOOL | YEAR | TIME | Pace |
|-------|------|------|--------|------|------|------|
|-------|------|------|--------|------|------|------|

| Place | Time | Name               | School                         | Year | Time  | Pace   |
|-------|------|--------------------|--------------------------------|------|-------|--------|
| 101.  | 73   | Dan Palmer         | LaGrange (Lyons)               | Sr   | 15:27 | 5:08.9 |
| 102.  | 74   | Matt Boelke        | Naperville (North)             | Sr   | 15:27 | 5:09.0 |
| 103.  | 75   | Matt Burke         | Winnetka (New Trier)           | Sr   | 15:27 | 5:09.0 |
| 104.  | 76   | Will VanAlstine    | O'Fallon (H.S.)                | So   | 15:28 | 5:09.1 |
| 105.  | 77   | Ryan Doorhy        | Hinsdale (Central)             | Sr   | 15:28 | 5:09.3 |
| 106.  | 78   | Richard Jacobo     | Palatine (H.S.)                | Fr   | 15:28 | 5:09.3 |
| 107.  | 79   | Joey Black         | O'Fallon (H.S.)                | Sr   | 15:28 | 5:09.3 |
| 108.  | 80   | Ryan Kredell       | Geneva                         | So   | 15:29 | 5:09.6 |
| 109.  | 81   | Jan Erik Naess     | Hinsdale (Central)             | Sr   | 15:30 | 5:10.0 |
| 110.  | 82   | Anthony Tuman      | Chicago (Whitney Young)        | Sr   | 15:30 | 5:10.0 |
| 111.  | 83   | Nate Cozine        | Mt. Prospect (Prospect)        | Jr   | 15:31 | 5:10.3 |
| 112.  | 84   | JB Sandlund        | St. Charles (East)             | Sr   | 15:33 | 5:10.9 |
| 113.  | 85   | Dan Powell         | Edwardsville (H.S.)            | So   | 15:34 | 5:11.1 |
| 114.  | <5   | Jordan VanBarriger | Rockford (East)                | Sr   | 15:34 | 5:11.1 |
| 115.  | 86   | Nate Mayo          | Arlington Heights (Hersey)     | Jr   | 15:34 | 5:11.1 |
| 116.  | 87   | Patrick Black      | Yorkville (H.S.)               | Jr   | 15:34 | 5:11.3 |
| 117.  | 88   | Jake Allen         | Naperville (North)             | Fr   | 15:35 | 5:11.5 |
| 118.  | 89   | Aidan Blecke       | Naperville (North)             | Sr   | 15:35 | 5:11.6 |
| 119.  | 90   | Scott Platek       | Frankfort (Lincoln-Way East)   | Sr   | 15:35 | 5:11.7 |
| 120.  | 91   | Mark Dames         | Minooka                        | So   | 15:36 | 5:11.7 |
| 121.  | 92   | Jacob Bieniek      | Lake Zurich                    | Jr   | 15:36 | 5:11.7 |
| 122.  | 93   | Dylan Kropp        | Wheaton (W. Warrenville South) | Sr   | 15:36 | 5:11.9 |
| 123.  | 94   | William Hauenstein | Wheaton (W. Warrenville South) | Fr   | 15:36 | 5:11.9 |
| 124.  | 95   | Ethan Planson      | Hinsdale (Central)             | Sr   | 15:36 | 5:11.9 |
| 125.  | 96   | Nate Amster        | Highland Park                  | Jr   | 15:36 | 5:11.9 |
| 126.  | 97   | Alex Ortwig        | Park Ridge (Maine South)       | Sr   | 15:36 | 5:12.0 |
| 127.  | 98   | Jack Brewster      | Aurora (Marmion Academy)       | So   | 15:36 | 5:12.0 |
| 128.  | 99   | Jack Pifer         | Edwardsville (H.S.)            | Fr   | 15:37 | 5:12.2 |
| 129.  | 100  | Nico Calderon      | Orland Park (Sandburg)         | So   | 15:37 | 5:12.3 |
| 130.  | 101  | Aidan King         | St. Charles (East)             | Fr   | 15:38 | 5:12.4 |
| 131.  | 102  | Ben Summers        | Yorkville (H.S.)               | Jr   | 15:38 | 5:12.4 |
| 132.  | <5   | Ryan Taylor        | New Lenox (Lincoln-Way West)   | Jr   | 15:38 | 5:12.6 |
| 133.  | 103  | Matthew Casey      | Highland Park                  | Sr   | 15:39 | 5:12.7 |
| 134.  | 104  | Ethan Kern         | Elmhurst (York)                | Fr   | 15:39 | 5:12.9 |
| 135.  | 105  | Jack Fredian       | Arlington Heights (Hersey)     | Jr   | 15:39 | 5:13.0 |
| 136.  | 106  | Alec Glazier       | Highland Park                  | Jr   | 15:40 | 5:13.1 |
| 137.  | <5   | Alex Marks         | Oak Park (Fenwick)             | Sr   | 15:40 | 5:13.1 |
| 138.  | 107  | Kiran Baakkonen    | Winnetka (New Trier)           | Jr   | 15:41 | 5:13.5 |
| 139.  | 108  | Robert George      | Oak Park (O.P.-River Forest)   | Jr   | 15:41 | 5:13.5 |
| 140.  | 109  | Matt Roge          | Winnetka (New Trier)           | Sr   | 15:41 | 5:13.5 |
| 141.  | 110  | Nate Izewski       | Palatine (H.S.)                | Sr   | 15:42 | 5:13.7 |
| 142.  | 111  | Roland Van Tassel  | LaGrange (Lyons)               | Sr   | 15:42 | 5:13.8 |
| 143.  | 112  | Ryan Struckman     | Winnetka (New Trier)           | Jr   | 15:43 | 5:14.1 |
| 144.  | 113  | Mike Trost         | Frankfort (Lincoln-Way East)   | Jr   | 15:43 | 5:14.1 |
| 145.  | 114  | Max Hartmann       | Edwardsville (H.S.)            | So   | 15:43 | 5:14.2 |
| 146.  | 115  | Danny Honquest     | Elmhurst (York)                | Jr   | 15:43 | 5:14.3 |
| 147.  | 116  | Dan Werner         | St. Charles (East)             | Sr   | 15:43 | 5:14.3 |
| 148.  | 117  | Sam Svienty        | Arlington Heights (Hersey)     | Sr   | 15:44 | 5:14.6 |
| 149.  | 118  | Neil Cumberland    | Hinsdale (Central)             | Jr   | 15:44 | 5:14.6 |
| 150.  | 119  | Matthew Mason      | Minooka                        | Sr   | 15:44 | 5:14.6 |

ILLINOIS HIGH SCHOOL ASSOCIATION  
State Cross Country Championships  
Boys 3A - November 5, 2016

| Place | Time | Name             | School                       | Year | Time  | Pace   |
|-------|------|------------------|------------------------------|------|-------|--------|
| 151.  | 120  | Alexx Nauman     | Yorkville (H.S.)             | Sr   | 15:44 | 5:14.7 |
| 152.  | <5   | Thomas Shilgalis | Naperville (Central)         | So   | 15:45 | 5:15.0 |
| 153.  | 121  | Jimmy Milder     | Aurora (Marmion Academy)     | Sr   | 15:46 | 5:15.3 |
| 154.  | 122  | Chance Bayles    | Oak Park (O.P.-River Forest) | Sr   | 15:47 | 5:15.4 |
| 155.  | 123  | Jack Hempleman   | Mt. Prospect (Prospect)      | Jr   | 15:47 | 5:15.6 |
| 156.  | 124  | Jack Sullivan    | Minooka                      | Sr   | 15:48 | 5:15.9 |
| 157.  | <5   | Nikita Smyrnov   | Lincolnshire (Stevenson)     | Jr   | 15:48 | 5:15.9 |
| 158.  | 125  | Charles Harders  | LaGrange (Lyons)             | Jr   | 15:49 | 5:16.1 |
| 159.  | 126  | Evan Eckels      | Palatine (H.S.)              | Jr   | 15:49 | 5:16.2 |

|      |     |                     |                              |    |       |        |
|------|-----|---------------------|------------------------------|----|-------|--------|
| 160. | 127 | Emerson King        | Naperville (North)           | Sr | 15:51 | 5:16.7 |
| 161. | 128 | Alex Szymanski      | Orland Park (Sandburg)       | Sr | 15:51 | 5:17.0 |
| 162. | 129 | Jackson Bode        | Elmhurst (York)              | Jr | 15:51 | 5:17.0 |
| 163. | 130 | Jake Harron         | Aurora (Marmion Academy)     | So | 15:51 | 5:17.0 |
| 164. | 131 | Brian Shanahan      | Park Ridge (Maine South)     | Sr | 15:52 | 5:17.1 |
| 165. | 132 | Graham Kutchek      | LaGrange (Lyons)             | Sr | 15:52 | 5:17.3 |
| 166. | 133 | Ryan Buch           | Arlington Heights (Hersey)   | So | 15:53 | 5:17.7 |
| 167. | 134 | Jose Reyes          | Highland Park                | So | 15:54 | 5:17.7 |
| 168. | 135 | Garrett Blenkush    | O'Fallon (H.S.)              | Jr | 15:54 | 5:17.7 |
| 169. | 136 | Evan Radomski       | Chicago (Whitney Young)      | Sr | 15:54 | 5:17.8 |
| 170. | 137 | Matthew Gilster     | O'Fallon (H.S.)              | Jr | 15:54 | 5:18.0 |
| 171. | 138 | Alex Loos           | Yorkville (H.S.)             | So | 15:54 | 5:18.0 |
| 172. | 139 | Sam Rodriguez       | Orland Park (Sandburg)       | Fr | 15:54 | 5:18.0 |
| 173. | 140 | Charlie Skurie      | Highland Park                | Sr | 15:56 | 5:18.7 |
| 174. | 141 | Ian Spears          | Park Ridge (Maine South)     | So | 15:56 | 5:18.7 |
| 175. | 142 | Scott Creger        | Geneva                       | Sr | 15:58 | 5:19.2 |
| 176. | 143 | James Riordan       | Mt. Prospect (Prospect)      | Sr | 16:00 | 5:19.7 |
| 177. | 144 | Hayden Ybarra       | O'Fallon (H.S.)              | Jr | 16:00 | 5:19.9 |
| 178. | 145 | Eric Naumann        | Yorkville (H.S.)             | Jr | 16:00 | 5:20.0 |
| 179. | 146 | Lucas Capistrant    | O'Fallon (H.S.)              | Jr | 16:01 | 5:20.1 |
| 180. | 147 | Dave Creger         | Geneva                       | Sr | 16:01 | 5:20.2 |
| 181. | 148 | David Alvarez       | Orland Park (Sandburg)       | Sr | 16:02 | 5:20.4 |
| 182. | 149 | Eric Metzger        | Lake Zurich                  | Jr | 16:02 | 5:20.5 |
| 183. | 150 | Art Oshinson        | Palatine (H.S.)              | Jr | 16:02 | 5:20.5 |
| 184. | 151 | Tracey Gschwendtner | Naperville (North)           | Sr | 16:03 | 5:21.0 |
| 185. | 152 | Quinn Cunningham    | Arlington Heights (Hersey)   | Jr | 16:05 | 5:21.7 |
| 186. | 153 | Campbell Koch       | St. Charles (East)           | Jr | 16:07 | 5:22.0 |
| 187. | 154 | Justin Tutt         | Minooka                      | Sr | 16:07 | 5:22.2 |
| 188. | 155 | Cody Hoshell        | Minooka                      | Jr | 16:07 | 5:22.2 |
| 189. | 156 | Jordan Freese       | Minooka                      | So | 16:08 | 5:22.7 |
| 190. | 157 | Joe Ahlgrim         | Palatine (H.S.)              | So | 16:09 | 5:22.8 |
| 191. | <5  | David Castillo      | Aurora (West Aurora)         | Sr | 16:10 | 5:23.3 |
| 192. | 158 | Peter Halloran      | Oak Park (O.P.-River Forest) | Jr | 16:11 | 5:23.7 |
| 193. | 159 | Cole Montgomery     | Geneva                       | Jr | 16:12 | 5:23.7 |
| 194. | 160 | Matt Cox            | Yorkville (H.S.)             | Jr | 16:13 | 5:24.1 |
| 195. | 161 | Liam Hill           | Elmhurst (York)              | Sr | 16:13 | 5:24.1 |
| 196. | 162 | Zach Walters        | Edwardsville (H.S.)          | Fr | 16:17 | 5:25.4 |
| 197. | 163 | Gavin Voris         | Park Ridge (Maine South)     | Jr | 16:17 | 5:25.6 |
| 198. | 164 | Will Evans          | Frankfort (Lincoln-Way East) | Jr | 16:17 | 5:25.7 |
| 199. | 165 | Drake Heisterkamp   | Lake Zurich                  | Jr | 16:18 | 5:25.8 |
| 200. | 166 | Jeremy Stajowski    | Frankfort (Lincoln-Way East) | Jr | 16:20 | 5:26.5 |

ILLINOIS HIGH SCHOOL ASSOCIATION  
State Cross Country Championships  
Boys 3A - November 5, 2016

| Place | TmPl | NAME            | SCHOOL                       | YEAR | TIME  | Pace   |
|-------|------|-----------------|------------------------------|------|-------|--------|
| 201.  | 167  | Brandon Dokliev | Chicago (Whitney Young)      | Sr   | 16:21 | 5:26.7 |
| 202.  | 168  | Nick Trattner   | Naperville (North)           | So   | 16:23 | 5:27.4 |
| 203.  | 169  | David Nino      | Frankfort (Lincoln-Way East) | Sr   | 16:25 | 5:28.3 |
| 204.  | 170  | Michael Schnell | Naperville (North)           | Sr   | 16:26 | 5:28.6 |
| 205.  | 171  | Joe Evely       | Elmhurst (York)              | Jr   | 16:26 | 5:28.7 |
| 206.  | 172  | Todd Baxter     | Edwardsville (H.S.)          | So   | 16:36 | 5:31.9 |
| 207.  | 173  | Eric Mulshine   | Oak Park (O.P.-River Forest) | Sr   | 16:37 | 5:32.3 |
| 208.  | 174  | Andrew Lifka    | Aurora (Marmion Academy)     | Sr   | 16:44 | 5:34.6 |
| 209.  | 175  | Fitz Laurie     | Highland Park                | Jr   | 16:50 | 5:36.5 |
| 210.  | <5   | Tyler Dunn      | Normal (Community West)      | Jr   | 17:28 | 5:49.2 |