


Sandburg Eagles

Lyons Invitational Champions
Reavis Invitational Champions
Peoria Notre Dame Champions
PCI/St. Charles Champions
SWSC Champions
IHSA Regional Champions
IHSA Sectional Champions
State Champions



2015 SEASON SUMMARY

2015 Sandburg Cross Country Team—

Wow. That is the word that started this season at our team Color Wars and that is the word that I continued to use throughout the season until the final finish line. What a season! Undeclared the entire season and taking home a state title and fulfilling our goal of winning the F/S SWSC title as well. Wow. I think about “critical moments” in retrospect and am filled with nothing but pride: the sophomore boys being completely engaged in a head-to-head battle with Lockport on their home course—a very challenging course—and needing to find the way to out tough people. And that is exactly what they did. The varsity guys splitting up on the same day and answering the bell to win the two toughest invitationals on the same day. Getting overwhelmed with adversity the week of the state meet with a random injury and illness and an inside box...again, and immediately taking it to the state and having six guys leading the state through the first 1k and then needing to fight to finish in one of the fastest times in state history; the varsity going to Nike Nationals in Portland and once again running with total belief and taking the lead. Of course, this year represented the culmination of a journey that the Sandburg Cross Country team has been on for many years. This started with guys in the 70’s and early 80’s like Tom Graves, Mike Keane, Bob Hahn, Tom Novak. It continued in the 90’s when we returned to state for the first time in 13 years with guys like the Borlings, Jeff Boele, John Sipple, and, yes, a little guy named John O’Malley found the team. And it was in the year when our seniors were born that I was a senior myself and had a conversation that changed the course of my life: I wanted to be a coach and a teacher. That year this crazy idea was born and years ago, Tom Brennan went to the state meet as a one year and I met him as a 6th grader along with guys Sean Torpy, Paul Siczkowski, Anthony LiFonti and said, “hey, get as many guys as you can, we are going to win the state meet with this group.” And over the next two years I was introduced to the entirety of this group and knew this was the group to take us to the mountain top. This all started with a group of guys who decided to believe in something. A group of guys who decided to believe in hard work. A group of guys who held themselves and each other to the highest standards. A group of guys who found strength in their belief in one another. A group of guys who took the hard path; who didn’t find the easy way out. A group of guys who had the will to succeed, rather than just a wish to win. A group of guys who decided one in a million was just too common.

And how did we really wrap things up? At the state meet the boys received their medals and immediately found their parents in the crowd and gave it to them, thanking them for their support. We went to Nike Nationals and Max Lehnhardt fulfilled an assignment given out early in the season: find someone who is supposedly “out of your league” and ask them to Homecoming. You deserve greatness was our theme. Max calmly asked out the Nike professional runner on the stage in front of hundreds. In fact, Max took a bow on a stage full of Olympians. With the same sense of boldness, the boys took to the lead in the National meet the next morning. Leading through 1.5, they put themselves in position to win. We were caught, but ran the way we’d always run and went out finishing 4th in the nation and running with total fearlessness.

As much as we achieved this year this season has been about *becoming*, not about *achieving*. The achievement is what you’ve decided to become as a person. The process of the season was the process of becoming. And as for the “critical moments” I mentioned earlier, the state and national meets don’t have the response we have without the development of that mentality throughout the four years of high school. Perhaps the critical moments I will remember most were times like at Sectionals, when we put the name “Thornton” on our chest and wore

purple...even though we're a school of blue and gold. We did this to express our support and gratitude for a runner who inspired us with his desire and willpower. We won the toughest sectional in the state, beating the two time defending state champions on their home course and eventual 2nd place in state and NXN qualifying Lyons. Thornton purple collected the plaque. Once again, it wasn't about achievements, it was about becoming. We were becoming people who weren't running for trophies, but were running for a greater purpose. We believed in this statement: Don't just win, use our winning to express something about ourselves. Share it with others; run in a way that inspires. The following week at state, we collected our medals and immediately gave them away to someone we are thankful for, another moment where the stage was yours and you shared it. The only state championship team ever to be photographed at state without medals.

As you reflect on your season, it is important to note the members of our team who we say goodbye to tonight. Or, if you are a senior, it is important to reflect proudly on the determination and character you've lent to this team for the past few years. Seniors: **you are the greatest legacy in the history of this program.** We've had state and national champions. You pluralized the word champion. You didn't just make yourselves great; you made each other great. We owe you a debt of gratitude for your commitment and dedication. I hope everyone looks to the seniors as examples. Look to them for examples of what competitive fire, mental toughness, hard work, relentless determination, and what *every day* means.

To the Seniors: thank you for all that you've done for Sandburg Cross Country. I feel so lucky and honored to have had the opportunity to share in your journey: your goals, your personalities, your decency, your work ethic, and your passion. I hope that you got as much out of these past four years as I have. You guys are some of the most inspiring people I've ever met. I hope that you never forget all that you've discovered about yourself while being a Sandburg Cross Country runner. You are prepared to do anything you want to do in life. If you tackle life in the same manner that you've approached cross country, then you will be successful. Your role as a Sandburg cross country runner is only beginning. As you have experienced, alumni are a major part of our team. It is your job now to serve this role. As alumni, be sure to support Sandburg, return to visit, write letters, and keep in touch. You will always be Sandburg cross country runners. Many of you did more to coach this team than I ever could.

To the returning crew: it would be a tragedy to be where we are now and to take it for granted. The Sandburg Cross Country team has earned a great deal of respect and admiration over the last few years. You've witnessed how much the seniors have put into this team. It's your responsibility to honor it and carry it forward. You have what it takes to be at their level. It will take all that you have, but that is an exciting prospect. Let's go to work!

Thank you for an unforgettable season. Thank you for your heart and determination. Thank you for your belief. Thank for your caring and decency. Thank you for becoming one in a billion.

Coach O'Malley

2015 Season Highlights:

Varsity:

Lyons Invitational Champions
Reavis Invitational Champions
Peoria Notre Dame Champions
Peoria Central Invitational Champions/St. Charles Invitational Champions Split Squad
SWSC Champions
IHSA Regional Champions
IHSA Sectional Champions
IHSA State Champions
Nike Midwest Regional Champions
Nike Nationals—4th Place

Sophomore:

Lyons Sophomores—2nd; Freshmen—2nd
Reavis Inv. Sophomore Champions
SWSC Champions

Individual Highlights:

SWSC: Max Lehnhardt—1st ; Dylan Jacobs—1st
SWSC: Varsity Sweep 1-7
IHSA Regional: Brandon Lukas—1st
IHSA Sectional: Sean Torpy—1st
Nike Midwest Regional: Dan Laskero—1st (open); Sean Torpy 6th

2015 Eagle Cross Country

RUNNER OF THE WEEK AWARDS

LYONS: Heather, and Finley O'Malley, Max Lehnhardt, Danny Laskero,
Patrick Morris, Nico Calderon
REAVIS: Lou Cavalier, Alex Szymanski, Xander Furmanek, Peter Burkiri
PEORIA NOTRE DAME: Sean Torpy, Paul Sieczkowski, Anthony LiFonti, John Cunningham
ST. CHARLES INV/PEORIA: C Torpy, R Wagner, J Spaargaren, B Lukas, Periscope
SWSC: Seniors
IHSA REGIONAL: David Gleisner
IHSA SECTIONAL: Sean Torpy, Tom Brennan

SEASON AWARDS

SENIOR AWARD: Best Class Ever

F/S MOST VALUABLE: Dylan Jacobs

MOST IMPROVED "Mike Von Borstel": Xander Furmanek

NEW COMER OF THE YEAR: Nico Calderon

F/S ALL-CONFERENCE: Dylan Jacobs (champion), Nick Gonsch, Robbie Sieczkowski,
Nico Calderon, Xander Furmanek

VARSITY ALL-CONFERENCE: Max Lehnhardt(champion), Sean Torpy, Dan Laskero,
Chris Torpy, Brandon Lukas, Martin Skucas, David Gleisner

ALL-REGIONAL: Brandon Lukas, David Gleisner, Dan Laskero

ALL-SECTIONAL: Sean Torpy, Chris Torpy, Max Lehnhardt

ALL-STATE: Sean Torpy, Max Lehnhardt, Chris Torpy

State Meet Qualifying Teams:

1976, 1977, 1980, 1981, 1994, 1995, 1996, 1998, 1999, 2000, 2001, 2003, 2004, 2005,
2006, 2007, 2008, 2009, 2010, 2011, 2012, 2013, 2014, 2015

Top Ten State Finishes:

1977—8 th	2011—7 th
1981—4 th	2013—7 th
2005—8 th	2014—2 nd
2006—4 th	2015—1 st
2010—10 th	

IHSA Individual All-Staters:

Reed Williams: 22nd (1957), 16th (1958)
Bob Hicks: 13th (1975), 12th (1976)
Tom Graves: 3rd (1975), 1st (1976), 1st (1977)
Steve Kaye: 24th (1981)
Dan Hahn: 13th (1982)
Andy Homoly: 22nd (1986), 13th (1987)
Aaron Borling: 22nd (1994)
Jeremy Borling: 18th (1997)
Brian Glaza: 23rd (2003)
Justin Smith: 19th (2005)
Kevin Adamowski: 19th (2006)
Zach Dahleen: 7th (2008)
Lukas Verzbicas: 1st (2009), 1st (2010)
Sean Torpy: 3rd (2015)
Max Lehnhardt: 13th (2015)
Chris Torpy: 16th (2015)

IHSA Regional Titles:

1976, 1981, 1994, 1995, 1996, 1999, 2000, 2001, 2002, 2004, 2005, 2006, 2007, 2008,
2009, 2011, 2013, 2014, 2015

IHSA Sectional Titles:

1976, 1994, 2001, 2005, 2006, 2007, 2014, 2015

Conference Titles:

1974, 1975, 1976, 1977, 1978, 1979, 1981, 1991, 1993, 1994, 2000, 2004, 2005, 2006,
2007, 2008, 2010, 2011, 2012, 2013, 2014, 2015

Varsity Individual Conference Champions:

Hicks/Graves	1975	Kevin Adamowski	2005
Bob Hicks	1976	Kevin Adamowski	2006
Tom Graves	1977	Zach Dahleen	2007
Mike Keane	1978	Zach Dahleen	2008
Dan Hahn	1982	Lukas Verzbicas	2009
Andy Homoly	1987	Lukas Verzbicas	2010
Mike Sommer	1991	Pat McMahan	2011
Brian Breen	1992	Pat McMahan	2012
Steve Rains	1993	Tom Brennan	2014
Aaron Borling	1994	Max Lehnhardt	2015
Kevin Adamowski	2004		

2015 Season Highlights:

Varsity:

Lyons Invitational Champions
Reavis Invitational Champions
Peoria Notre Dame Champions
Peoria Central Invitational Champions/St. Charles Invitational Champions Split Squad
SWSC Champions
IHSA Regional Champions
IHSA Sectional Champions
IHSA State Champions
Nike Midwest Regional Champions
Nike Nationals—4th Place

Sophomore:

Lyons Sophomores—2nd; Freshmen—2nd
Reavis Inv. Sophomore Champions
SWSC Champions


Individual Highlights:

SWSC: Max Lehnhardt—1st ; Dylan Jacobs—1st
SWSC: Varsity Sweep 1-7
IHSA Regional: Brandon Lukas—1st
IHSA Sectional: Sean Torpy—1st
Nike Midwest Regional: Dan Laskero—1st (open); Sean Torpy 6th

F/S Best Performances—Detweiller Park

Sub 16:30 Club

1. Lukas Verzbicas (So.)—14:07 (2009 state)
2. Tom Graves (So.)—14:18 (1975 state meet)
3. **Dylan Jacobs (So.)—14:36 (2015 PND)**
4. Martin Skucas (So.)—15:04 (2014 state meet)
5. Sean Torpy (So.)—15:06 (2013 PCI)
6. Tom Brennan (So.)—15:12 (2013 State)
7. Kevin Adamowski (So.)—15:12 (2004 PND)
8. Pat McMahon (So.)—15:22 (2010 PCI)
9. Pat McMahon (So.)—15:24 (2010 state)
10. Chris Torpy (So.)—15:26 (2013 state)
11. Kyle Meyer (So.)—15:30 (2007 PND)
12. Kevin Adamowski (Fr.)—15:34 (2003 state)
13. Dan Laskero (So.)—15:35 (2013 PCI)
14. Max Lehnhardt (So.)—15:37 (2013 PCI)
15. Brad LaRocque (Fr.)—15:37 (2003 state)
16. Mark Gentile (So.)—15:41 (2000 PND)
17. Tom Brennan (Fr.)—15:41 (2012 state)
18. Jeremy Borling (So.)—15:43 (1995 state)
19. Bob Patchak (So.)—15:43 (1996 state meet)
20. Brad LaRocque (So.)—15:52.0 (2004 state)
21. Kevin Adamowski (So.)—15:52.0 (2004)
22. Mike Tortorelli (So.)—15:52.92008 PND)
23. Brad LaRocque (So.)—15:53.0 (2004 PND)
24. Kevin O'Flaherty (So.)—15:54 (2009 PND)
25. Pat McMahon (Fr.)—15:56 (2009 state)
26. Nick LaPorta (So.)—15:56 (1998 state)
27. Mike Tortorelli (So.)—15:57 (2008 state)
28. Mike Marbach (So.)—15:58 (2005 state)
29. Justin Smith (So.)—16:00 (2004 PND)
30. Matt Swiatkowski (So.)—16:01 (1999 state)
31. Rudy Kovachevich (So.)—16:03 (1995 state)
32. Dylan Jacobs (Fr.)—16:04 (2014 PND)
33. Mitch Rees (So.)—16:04 (2009 state meet)
34. Kevin Adamowski (Fr.)—16:04 (2003 PND)
35. Zach Dahleen (So.)—16:04 (2006 PND)
36. Justin Smith (So.)—16:04.7 (2004 state)
37. Sean Torpy (Fr.)—16:05 (2012 PND)
38. Martin Skucas (Fr.)—16:06 (2013 PND)
39. Mike O'Malley (So.)—16:08 (1996 state)
40. Dan Hahn (So.)—16:08 (1980 state meet)
41. Brandon Lukas (So.)—16:09 (2013 PND)
42. Mike O'Malley (So.)—16:09 (1996 PND)
43. Bob Patchak (So.)—16:10 (1996 PND)
44. Myles Scott-Sim (Fr.)—16:10 (2004 PND)
45. Tim Kelly (So.)—16:10 (2000 PND)
46. Dan Hankosky (So.)—16:11 (2000 state)
47. Jimmy Panozzo (So.)—16:11 (2009 PND)
48. Matt Swiatkowski—16:13 (1999 PND)
49. Mark Gentile (So.)—16:13 (2000 state)
50. Mike Young (So.)—16:14 (2004 PND)
51. David Laird (Fr.)—16:14 (1997 PND)
52. Greg Burzinski (So.)—16:15 (2012 PND)
53. Brad LaRocque (Fr.)—16:16 (2003 PND)
54. Kyle McNicholas (So.)—16:20 (2006 PND)
55. Dan Hankosky (So.)—16:20 (2000 PND)
56. Nick LaPorta (Fr.)—16:21 (1997 PND)
57. Adam Gleisner (So.)—16:22 (2011 PND)
58. Chuck Archer (So.)—16:22 (2004 PND)
59. Myles Scott-Stirn (Fr.)—16:23.0 (2004 state)
60. Kevin Czerwicc (So.)—16:24 (1994 state)
61. Derek Hevel (So.)—16:24 (2009 state alt. race)
62. Paul Sieczkowski (So.)—16:25 (2013 PND)
63. Anthony Girton (Fr.)—16:25 (2003 state)
64. David Gleisner (So.)—16:26 (2013 time trial PCI)
65. Aaron Graves (So.)—16:26 (2010 PND)
66. Ethan Dee (So.)—16:29 (2010 PND)
67. Pat Letz (So.)—16:29 (2010 PND)
68. Jason Pochopien (So.)—16:29 (1996 PND)



Top 15 Fastest F/S Runners (Detweiller Park):

1. Lukas Verzbicas (So.)—14:07 (2009 state meet)
2. Tom Graves (So.)—14:18 (1975 state meet)
3. Dylan Jacobs—14:36 (2015 PND)
4. Martin Skucas (So.)—15:04 (2014 state meet)
5. Sean Torpy (So.)—15:06 (2013 PCI)
6. Tom Brennan (So.)—15:12 (2013 state meet)
7. Kevin Adamowski (So.)—15:12 (2004 PND)
8. Pat McMahon (So.)—15:22 (2010 PND)
9. Chris Torpy (So.)—15:26 (2013 state meet)
10. Kyle Meyer (So.)—15:30 (2007 PND)
11. Dan Laskero (So.)—15:35 (2013 PCI)
12. Max Lehnhardt (So.)—15:37 (2013 PCI)
13. Brad LaRocque (Fr.)—15:37 (2003 state meet)
14. Mark Gentile (So.)—15:41 (2000 PND)
15. Jeremy Borling (So.)—15:43 (1995 state meet)
16. Bob Patchak(So.)—15:43 (1996 state meet)



Sandburg Individual Best State Meet Finishes: top 50 club

Lukas Verzbicas	1 st	2010
Tom Graves	1 st	1976
Lukas Verzbicas	1 st	2009
Tom Graves	1 st	1977
Sean Torpy	3rd	2015
Tom Graves	3 rd	1975
Zach Dahleen	7 th	2008
Bob Hicks	12 th	1976
Max Lehnhardt	13th	2015
Bob Hicks	13 th	1975
Andy Homoly	13 th	1987
Dan Hahn	13 th	1982
Chris Torpy	16th	2015
Reed Williams	16 th	1958
Jeremy Borling	18 th	1997
Kevin Adamowski	19 th	2006
Justin Smith	19 th	2005
Andy Homoly	22 nd	1986
Aaron Borling	22 nd	1994
Brian Glaza	23 rd	2003
Steve Kaye	24 th	1981
Tom Brennan	31 st	2014
Tom Sideras	31 st	2006
Dan Hahn	31 st	1981
Brandon Lukas	32nd	2015
Pat McMahon	32 nd	2011
Greg Burzinski	33 rd	2014
Mike Marbach	33 rd	2007
Tim Kelly	35 th	2002
Bob Patchak	37 th	1997
Tom Brennan	38th	2015
Chris Torpy	38 th	2014
George Close	38 th	1981
Pat McMahon	38 th	2012
Brad LaRocque	41 st	2005
Sean Torpy	42 nd	2014
Tom Brennan	42 nd	2013
Dave Gavin	42 nd	1970
Dave Laird	42 nd	2000
Martin Skucas	45 th	2014
Mike Choffin	47 th	19770
Mitch Rees	48 th	2010
Kevin Adamowski	49 th	2005
Jeremy Borling	49 th	1996

Sandburg: Detweiller Park

Top 30 All-Time Runners

1. Lukas Verzbicas	13:53	2010 state meet
2. Tom Graves	13:56.6*	1977 state meet
3. Sean Torpy	14:24.7	2015 state meet
4. Bob Hicks	14:30	1976 state meet
5. Zach Dahleen	14:33	2008 state meet
6. Dylan Jacobs	14:36	1015 PND
7. Max Lehnhardt	14:37.6	2015 PCI
8. Chris Torpy	14:41.4	2015 state meet
9. Kevin Adamowski	14:43.4	2006 state meet
10. Tom Brennan	14:44	2015 PCI
11. Justin Smith	14:46	2005 state meet
12. Martin Skucas	14:47	2015 PCI
13. Andy Homoly	14:48	1987 state meet
14. Pat McMahon	14:50	2012 PND
15. Dan Hahn	14:50	1982 state meet
16. Dan Laskero	14:51	2015 PCI
17. Mike Marbach	14:51	2007 PND
18. Tim Close	14:51	1973 state meet
19. Brandon Lukas	14:53.9	2015 state meet
14. Tom Sideras	14:54.0	2006 state meet
15. Greg Burzinski	14:55.5	2014 state meet
16. Jeremy Borling	14:55	1997 state meet
17. Brian Glaza	14:57	2003 state meet
20. Mitch Rees	15:00	2010 state meet
21. Steve Kaye	15:02	1981 state meet
23. Chris Hogan	15:05	2012 state meet
24. Brad LaRocque	15:05	2005 state meet
25. Tim Kelly	15:05	2001 PND
26. Mike Choffin	15:06	1977 state meet
27. David Gleisner	15:07	2015 PND
28. George Close	15:10	1981 state meet
29. Dave Laird	15:12	2000 state meet
30. Bob Patchak	15:12	1997 state meet

Sandburg State Meet History

1958:

Reed Williams 16th

1967

Bill Reeves

1970

David Gavin 42nd

1971

David Gavin 60th

1975

Tom Graves 3rd 14:18

Bob Hicks 13th 14:38

1976—12th Place (356 points)

Tom Graves 1st 14:08.8

Bob Hicks 12th 14:30

Mike Choffin 134th NT

Mike Keane 139th NT

Tom Smith 151st NT

Dale Michalak 158th NT

Jim Sunta 209th NT

1977—8th Place (286 points)

Tom Graves 1st 13:56.6*

Mike Choffin 47th 15:06

Mike Keane 58th 15:13

Tom Smith 130th 15:42

Jim Hahn 139th 15:46

Roy Hahn 156th NT

Jim Sunta 183rd NT

Composite five runner time: 75:43

1980—21st (487 points)

Jeff Parker 62nd 15:16

George Close 133rd 15:44

Steve Kaye 141st 15:51

Jeff Curtis 145th 15:56

Bob Hahn 157th 16:03

Dan Hahn 170th 16:08

Gary Griesbach 173rd 16:09

Composite five runner time: 78:50

1981—4th (248 points)

Steve Kaye 24th 15:02

Dan Hahn 31st 15:06

George Close 38th 15:10

Mike Murphy 120th 15:45

Jeff Curtis 137th 15:49

Matt Close 177th 16:08

John Sengel 195th 16:23

Composite five runner time: 76:52

1982

Dan Hahn 13th 14:50

1986

Andy Homoly 22nd 14:54

1987

Andy Homoly 13th 14:48

1990

Mike Sommer 70th 15:52

1991

Mike Sommer DNR

1992

Brian Breen 56th 15:42

1994—11th place (304 points)

Aaron Borling 22nd 15:33

Jason Kut 78th 16:12

Jeff Boele 92nd 16:17

Kevin Czerwiec 102nd 16:24

Jesse Torres 141st 16:42

Steve Rains 165th 16:55

Jim O'Malley 187th 17:10

Composite five runner time: 82:27

1995—11th place (338 points)

Jason Kut	64 th	15:33
Jeremy Borling	76 th	15:43
Jeff Boele	79 th	15:45
Rudy Kovachevich	122 nd	16:03
Mike LaMorte	128 th	16:06
Kevin Czerwiec	138 th	16:12
Jesse Torres	157 th	16:18

Composite five runner time: 79:10**1996—13th place (343 points)**

Jeremy Borling	49 th	15:27
Kevin Czerwiec	62 nd	15:36
Bob Patchak	71 st	15:43
Mike O'Malley	132 nd	16:08
Eric Boele	143 rd	16:12
Rudy Kovachevich	158 th	16:20
Mike McCarty	173 rd	16:32

Composite five-runner time: 79:06**1997**

Jeremy Borling	18 th	14:55
Bob Patchak	37 th	15:12

1998—15th place (427 points)

Bob Patchak	79 th	15:38
Jason Pochopien	96 th	15:45
Nick LaPorta	124 th	15:56
Dave Laird	135 th	16:00
Mike O'Malley	146 th	16:07
Derek Breube	188 th	16:28
Ken Kehl	227 th	17:36

Composite five runner time: 79:26**1999—15th place (412 points)**

Dave Laird	56 th	15:31
Nick LaPorta	75 th	15:40
Matt Swiatkowski	112 th	16:01
Ken Kehl	147 th	16:17
Derek Berube	167 th	16:24
Harry O'Halloran	172 nd	16:26
Alan Woodruff	200 th	16:54

Composite five runner time: 81:11**2000—23rd place (412 points)**

Dave Laird	42 nd	15:12
Ken Kehl	125 th	15:57
Dan Hankosky	153 rd	16:11
Mark Gentile	159 th	16:13
Jim Wojcik	176 th	16:27
Tim Kelly	188 th	16:37
Dan Weakley	198 th	16:46

Composite five runner times: 81:18**2001—16th place (392 points)**

Jim Wojcik	56 th	15:31
Tim Kelly	60 th	15:32
Matt Swiatkowski	73 rd	15:41
Kevin O'Malley	178 th	16:21
Dan Hankosky	182 nd	16:22
Pat Crowe	246 th	17:12
Colin Nolan	260 th	17:53

Composite five runner time: 80:44**2002**

Tim Kelly	35 th	15:16
-----------	------------------	-------

2003—16th place (413 points)

Brian Glaza	23 rd	14:57
Kevin Adamowski	90 th	15:34
Brad LaRocque	100 th	15:37
Rob Murphy	152 nd	15:57
Colin Nolan	182 nd	16:08
Anthony Girton	210 th	16:25
Jake Gerdes	222 nd	16:39

Composite five runner time: 78:13**2004—19th place (482 points)**

Brad LaRocque	84 th	15:52.3
Kevin Adamowski	85 th	15:52.3
Justin Smith	119 th	16:04.7
Myles Scott-Stirn	162 nd	16:23.0
Anthony Girton	184 th	16:31.5
Chuck Archer	187 th	16:32.8
Mike Young	226 th	16:53.9

Composite five runner time: 80:42

2005—8th place (260 points)

Justin Smith	19 th	14:46
Brad LaRocque	41 st	15:05
Kevin Adamowski	49 th	15:08
Tom Sideras	111 th	15:39
Mike Marbach	155 th	15:58
Mike Young	193 rd	16:13
Chuck Archer	223 rd	16:30

Composite five runner time: 76:36**2006—4th place (184 points)**

Kevin Adamowski	19 th	14:43.4
Tom Sideras	31 st	14:54.0
Justin Smith	55 th	15:08.4
Brad LaRocque	56 th	15:08.4
Mike Marbach	106 th	15:29.1
Chuck Archer	193 rd	16:06.3
Mike Young	207 th	16:14.0

Composite five runner time: 75:22**2007—12th place (332 points)**

Mike Marbach	33 rd	15:02
Zach Dahleen	68 th	15:29
Kyle Meyer	101 st	15:49
Elliot Hevel	116 th	15:59
Kyle McNicholas	125 th	16:05
Dennis O'Flaherty	157 th	16:43
Corey Puckett	158 th	16:45

Composite five runner time: 78:24**2008—21st place (461 points)**

Zach Dahleen	7 th	14:33
Kyle Meyer	85 th	15:32
Elliot Hevel	143 rd	15:56
Mike Tortorelli	146 th	15:57
Dennis O'Flaherty	196 th	16:31
Chris Koutavas	201 st	16:40
Kyle McNicholas	205 th	16:59

Composite five runner time: 78:28**2009—19th place (414 points)**

Lukas Verzbicas	1 st	14:07
Mike Tortorelli	84 th	15:41
Pat McMahon	128 th	15:56
Mitch Rees	149 th	16:04
Alex Kordas	159 th	16:12
Thomas Kohs	209 th	17:21
Kyle Meyer	DNF	

Composite five runner time: 78:00**2010—10th place (304 points)**

Lukas Verzbicas	1 st	13:53
Mitch Rees	48 th	15:00
Pat McMahon	105 th	15:24
Mike Tortorelli	114 th	15:27
Derek Hevel	132 nd	15:36
Alex Kordas	166 th	15:56
Jimmy Panozzo	174 th	15:59

Composite five runner time: 75:18**2011—7th place (263 points)**

Pat McMahon	32 nd	15:05
Mitch Rees	76 th	15:26
Derek Hevel	79 th	15:27
Jimmy Panozzo	83 rd	15:27
Mike Von Borstel	85 th	15:28
Pat Letz	104 th	15:35
Kevin O'Flaherty	169 th	16:05

Composite five runner time: 76:53**2012—11th place (321 points)**

Pat McMahon	38 th	14:58
Chris Hogan	52 nd	15:06
Pat Letz	77 th	15:16
Will Becker	131 st	15:36
Nicholas Prajka	132 nd	15:36
Tom Brennan	149 th	15:42
Denis O'Callaghan	160 th	15:47

Composite five runner time: 76:25

2013—7th place (225 points)

Tom Brennan	42 nd	15:12
Will Becker	51 st	15:16
Greg Burzinski	63 rd	15:23
Sean Torpy	70 th	15:24
Chris Torpy	72 nd	15:26
Harry Becker	101 st	15:35
Dan Laskero	152 nd	15:55

Composite five runner time: 76:38

2014—2nd Place (138 points)

Tom Brennan	31 st	14:53
Greg Burzinski	33 rd	14:55
Chris Torpy	38 th	14:59
Sean Torpy	42 nd	15:01
Martin Skucas	45 th	15:04
Max Lehnhardt	53 rd	15:07
Brandon Lukas	59 th	15:10

Composite five runner time: 74:52

2015—1st Place (79 points)

Sean Torpy	3 rd	14:24
Max Lehnhardt	13 th	14:38
Chris Torpy	16 th	14:42
Brandon Lukas	32 nd	14:53
Tom Brennan	38 th	14:58
Martin Skucas	69 th	15:14
Dan Laskero	93 rd	15:24

Composite five runner time: 73:35



CSHS SCHOOL RECORDS

All-Time Fastest Teams (five-runner composite):

1. 2015 (S Torpy-Lehnhardt-C Torpy-Lukas-Brennan)	State	73:35
2. 2015 (Lehnhardt-C Torpy-Brennan-Skucas-Laskero)	PCI	73:43
3. 2015 (S Torpy-Jacobs-Lehnhardt-Brennan-Skucas)	PND	73:45
4. 2014 (Brennan-S Torpy-C Torpy-Lehnhardt-Lukas)	PCI	74:50
5. 2014 (Brennan-Burzinski-C Torpy-S Torpy-Skucas)	State	74:52
6. 2010 (Verzbicas-Rees-McMahon-Tortorelli-D. Hevel)	State	75:18
7. 2006 (Adamowski-Sideras-Smith-LaRocque-Marbach)	State	75:22
8. 2014 (S Torpy-C Torpy-Lehnhardt-Brennan-Skucas)	PND	75:31
9. 1977 (Graves-Choffin-Keane-T. Smith-J. Hahn)	State	75:43
10. 2012 (McMahon-Hogan-Letz-W Becker-Prajka)	State	76:25
11. 2007 (Dahleen-Marbach-Meyer-McNicholas-Hevel)	PND	76:26
12. 2005 (Smith-LaRocque-Adamowski-Sideras-Marbach)	State	76:36
13. 2013 (Brennan-W Becker-Burzinski-S Torpy-C Torpy)	State	76:38
14. 2013 (S Torpy-Brennan-W Becker-Burzinski-Laskero)	PCI	76:40
15. 2005 (Adamowski-LaRocque-Sideras-Smith-Archer)	PND	76:47
16. 2013 (Burzinski-Brennan-S Torpy-H Becker-Adams)	PND	76:47
17. 1981 (Kaye-D. Hahn-Close-Murphy-Curtis)	State	76:52
18. 2011 (McMahon-Rees-D Hevel-Panozzo-Von Borstel)	State	76:53
19. 2012 (McMahon-Letz-Hogan-O'Callaghan-Prajka)	PND	77:14
20. 2008 (Dahleen-Hevel-McNicholas-Meyer-Tortorelli)	PND	77:16
21. 2011 (McMahon-Hevel-Rees-Von Borstel-Letz)	PCI	77:29
22. 2006 (Sideras-Adamowski-Smith-Archer-Marbach)	PND	77:40
23. 2001 (Kelly-Swiatkowski-K. O'Malley-Wojcik-Hankosky)	PND	77:54
24. 2009 (Verzbicas-Tortorelli-McMahon-Rees-Kordas)	State	78:00
25. 2003 (Glaza-Adamowski-LaRocque-Murphy-Nolan)	State	78:13
26. 2010 (D. Hevel-Rees-McMahon-Kordas-Tortorelli)	PND	78:14
27. 2007 (Marbach-Dahleen-Meyer-Hevel-McNicholas)	State	78:24
28. 1997 (Borling-Patchak-E. Boele-M. O'Malley-Pochopien)	PND	78:27
29. 2008 (Dahleen-Meyer-Hevel-Tortorelli-D. O'Flaherty)	State	78:28
30. 2011 (McMahon-Letz-Hogan-Panozzo-Graves)	PND	78:30
31. 1980 (Parker-Close-Kaye-Curtis-B. Hahn)	State	78:50

Lowest IHSA State Point Totals:

1. 2015 (S Torpy-Lehnhardt-C Torpy-Lukas-Brennan)	79
2. 2014 (Brennan-Burzinski-C Torpy-S Torpy-Skucas)	138
3. 2006(Adamowski-Sideras-Smith-LaRocque-Marbach)	189
4. 2013 (Brennan-W Becker-Burzinski-S Torpy-C Torpy)	225
5. 1981(Kaye-D. Hahn-Close-Murphy-Curtis)	248
6. 2005 (Smith-LaRocque-Adamowski-Sideras-Marbach)	260
7. 2011 (McMahon-Rees-D Hevel-Panozzo-Von Borstel)	263

NEWS AND NOTES

Time Trial

Saturday, August, 22, 2015

78, sunny, calm, low humidity

COACH'S COMMENTS:

Our team time trial/Color Wars day marked the true beginning to the 2015 season. Sure, we started in the winter, the spring, the summer or our first official practice of the season a few weeks ago, but lingering was the pre-season rankings and interviews and newspapers, which are really the accomplishments of last year's team. As of Friday, it was nothing but preparation and reflection. Saturday we got to fire up the engines and test ourselves for the first time. Last year's "top 7" who were fortunate enough to run at state and nationals doesn't matter now. We say goodbye to 2014, a great season, and move on to journey of the greatest season of the greatest cross country team ever. So my hope was a lot of energy, a lot of hunger, a lot of team enthusiasm. The tone would be set. And how did it go? Wow.

And I'm not talking about "Work Out Wednesday" wow. I'm talking about guys who were fired up, ready to compete, ready to push, and, most apparent, ready to bring all their heart and soul to the energy of this team. One quality of this team that I will remember for the rest of my life is the extraordinary positive energy that you guys have every day. This manifested itself in a big way at Color Wars. The first team I saw was the Organic, All Natural...Red. Wow! Awesome stuff. Hysterical. A ton of energy. The windowless van, the yoga session, Whole Foods bags, Marchese's raspy voice. Great job Gleisner and crew! The Grandmas scared me—I wasn't quite sure what I was looking at. The pins on the sweaters, the lipstick, the cookies...too much. So funny. Brennan Brown...the inclusion of little Colin is always a good idea. Ty Moss—I loved it. I felt like you deserved a little more credit. The owning of the finish line, the world record clock, the medals and compression socks...if an NV uniform or Ty himself (I'd accept Isiah as well) made an appearance that would have clearly won you the victory. As it was, you came up just a little short of a championship (am I not being funny here?) Greta Grape's suppressed emotions and lack of reaction or expression—hysterical. Once again, had Greta made an appearance, I think you have a good case for victory. Frozen in Time...great characters! And the frozen necklaces—great detail! I loved it all. The only thing I wish I would have added was Forest Preserve Permit Pink because I was close to representing the Prison Orange team (thank you Mr. Brennan and parents who helped out! I'll let you know when I need bail money)

All that energy was transferred into race energy. It was great practice for being in a distracting environment and having to get yourself mentally ready to race. **Tom Brennan** assumed the leading duties and made sure we got it going right away. It's often the selfless thing to do, to get the pace going early, but we learned last year how important it is to be aggressive from the start. Brennan is always aggressive and a rock for our team. It turned out that our aggression was our strength. **Max Lehnhardt** probably showed the most aggression of anyone out on the race course. Every moment I saw him he was pushing the pace, never settling in. His ability to reapply the aggression was relentless. I saw and heard about a lot of that: **Dylan Jacobs** hammering in the back loop, **Chris Torpy** and Brennan going back and forth, **Sean Torpy** and Max battling each other, never giving an inch, **Paul Siczkowski** refusing to fall off the group, **Alex Szymanski** and **Miles Draskovic** pushing each other to the finish chute. The guys who were able to continually reapply their effort and refused to settle in were the guys who were most successful. And here is the main principle of our pack: *We are not here to make sure we get comfortable. Our pack is there is make sure we never get comfortable.* This is what I saw in this group. At one point or another, someone was blasting the pace. As a result, we had two guys under 15:00 on a course that is over 20 years old and has hosted Regionals over 15 times, conference 8-10 times, and our time trial every year and had only five guys break 15:00, all of whom were state champions. Reviewing my files, Lukas Verzbicas ran 14:56 in our time trial on August 23, 2009, with the conditions listed as 70 degrees, calm, and ideal. For Max Lehnhardt to join that company illustrates the power of hard work, blue collar toughness, and an unwillingness to settle for smaller peaks. He began his career with a time trial in what turned out to be an abnormally fast time trial year, and he ran 18:09. Similarly, few would have thought Sean Torpy would be in the ranks with the state champions. You'd be hard pressed to find guys who have the dedication and attention to detail that they have, which has clearly made a big difference in their running. We split :27 off of Sean's 14:48, which definitely could use some trimming, but a good start. Everyone should be gunning for Sean in the next race. **DJ** showed his willingness to challenge anyone, refusing to place others in front of him in his own mind—a true champion. **Anthony Lifonti** is on a whole other level this season. He's looked great in practice and he looked fit and strong in the time trial. I know we are just seeing the beginning of a great season for him. I am always impressed by Lifonti—he is someone who is so reliable, so determined, so hard working. He's the kind of guy I am always looking for. **Pat Foster** showcased what we've been seeing in practice: someone who has worked incredibly hard to get himself into the best shape of his life. As a result he dropped about 2:00 and is in the elite category. **Nick Gonsch** was our next F/S guy behind DJ and also dropped two and a half minutes! Wow. Keep it rolling, Gonsch. You are in the process that the seniors were in two years ago and if you are unwilling to settle for good, you'll be truly great as well. It was phenomenal to see **Tom Marchese** racing for us again—we missed him tremendously last year and he's going to make a huge difference for our team in so many ways. I have pursued Marchese not for his talent, although he is a talented runner, but for his character. We are

better with him on our team even if he doesn't score a point (which I know he will). **Nico Calderon** put himself in the freshman elite category. Could he be the next Max? In speaking of improvement, let's all take a look at **Xander Furmanek!!** Wow. *Five minute time drop*. Are you kidding me? What a great example of where you can go in this sport if you work hard enough. I was also really happy with how much **R Wags** has progressed. He always pushes himself to his limits and recently worked through some hip soreness and raced extremely well. It's easy to get some aches and pains and simply shut yourself down. R Wags showed how to work through it and he made a big breakthrough in the race that he wouldn't have seen if he had shut himself down. **Zambrano** had an interesting race. I wish we had him in the off season—I think he has potential to be one of our best runners in the future, but only if he is able to consistently train in the off season. His race was fantastic and it reminded me of how great he can be. **Peter Bukiri** had one of the races of the day. In just a short time, he has come a long way. It's exciting to see his desire in workouts and races. Right behind him we had a pack of promising freshmen in **Cunningham, Walter, Lane, Carollo, Mathas, Skowronski, Kenes, Apter** and the list goes on. It will be exciting to see how hard they work to make their big breakthroughs. What will we be saying about them a year from now? The prospects are exciting. Finally, how about our junior high guys? **Rodriguez, Lehnhardt, the Giblin clan, and Cosler** will be studs someday. Pretty awesome racing from them. There is no doubt about it: our time trial was the best, most competitive race in the country on Saturday.

Guys—what we brought to the table at Turtlehead Lake to start our season will be our greatest weapon throughout the journey. Passion, excitement, fun, unity, team pride, competitive fire, and toughness. This is what we need to remember. Bring that joy, bring that energy, bring that fearless racing to every practice and every race this season and we'll be successful. So the strange colors are gone. 2014 is gone. It's blue and gold now. It's 2015 now. I've never been so excited in my whole life.

TIDBITS: >>Support Squad begins this week >>Pre-SWSC Tuesday at Channahon Park in Joliet. PARENT NIGHT ON WEDNESDAY AT 7:00 IN EAGLE GYM

THANK YOU TO THE PARENTS AND RUNNERS FOR THE WONDERFUL PICNIC ON SATURDAY!!!

WHAT'S NEXT: Training and more training. We'll have practice on Saturday at 9:00.

	<u>Time '14 Time Trial (90, humid)</u>			<u>Time '14 Time Trial</u>	
1. S Torpy	14:48	15:37	36. Cummings	20:23	21:37
2. Lehnhardt	14:54	16:25	37. Morris	20:32	23:44
3. C Torpy	15:09	16:03	38. Fornaris	20:52	NT
4. Brennan	15:10	15:55	39. Raheja	20:54	22:53
5. Skucas	15:15	16:14	40. Bukiri	21:04	NT
6. Jacobs	15:21	17:32	41. Cunningham	21:07	NT
7. Gleisner	15:32	16:46	42. Walter	21:11	27:49
8. Lukas	15:40	16:13	43. Lane	21:13	NT
9. Laskero	15:49	NT	44. Scott	21:15	21:52
10. P Sieczkowski	15:59	19:06	45. Giblin	21:16	26:00
11. Foster	16:16	18:10	46. Giblin	21:16	26:00
12. Lifonti	16:32	17:49	47. A Carollo	21:31	26:15
13. Szymanski	16:43	17:58	48. Ryan	21:39	22:58
14. Draskovic	16:43	18:09	49. Mathas	21:39	NT
15. Gonsch	17:02	19:33	50. Skowronski	22:08	NT
16. J Wagner	17:06	18:48	51. Kenes	22:09	NT
17. Marchese	17:14	NT	52. Apter	22:21	NT
18. Arrigoni	17:20	21:15	53. Moazzam	22:33	22:18
19. N Carollo	17:25	18:14	54. Macak	22:35	23:34
20. Cavalier	17:35	18:34	55. G Giblin	22:45	NT
21. Papan	17:47	19:05	56. T Sieczkowski	22:46	NT
22. Cachares	17:53	19:08	57. Cosler	22:57	NT
23. R Sieczkowski	17:57	20:15	58. M Claire	23:03	NT
24. Duffy	18:00	20:15	59. Zak	23:09	NT
25. Calderon	18:11	NT	60. Mendoza	23:15	NT
26. Stogin	18:13	NT	61. Pettacora	23:24	NT
27. R Wagner	18:16	20:55	62. Appelido	23:24	NT
28. Nolan	18:22	19:04	63. Walsh	23:29	25:35
29. Furmanek	18:40	23:46	64. Spaargaren	25:33	NT
30. Starzec	18:41	NT	65. Kramer	26:12	NT
31. Rodriguez	19:04	NT	66. Carlson	26:20	NT
32. G Lehnhardt	19:09	22:52	67. Haran	26:29	NT
33. Bowald	19:30	NT	68. Blissett	28:16	NT
34. A Peters	20:14	20:59	69. Karp	28:19	NT
35. Zambrano	20:20	23:21	70. N Peters	31:34	NT

Team Places: 1. Frozen in Time—87 2. Greta Grape—99 (G Lehnhardt—32nd tie breaker)
3. Grandma's Sweater—99 4. Organic, Free Range Red—121 5. Brennan Brown—132 6. Ty Moss—137

"I know what I have to work on to be a better runner, which is mile 2 I cannot slow down and have to keep pushing myself. (*I need to look at it as...*) *I only have another mile basically to do something great.*"—**Eric Kenes**

"I love nerves." **Chris Torpy**

"Dylan made me work for it though and I almost had to sprint to hold him off."—Tom Brennan (speaking about the pond loop in mile two)

"I am ready to put in the work and compete for the best team in the nation and I know I'm not alone when I say that."—**Sean Torpy**


"I'm so frickin pumped for this season! Let's go out and show who the best team in the nation is!"—Paul Sieczkowski

"I can't wait to be challenged and pushed to new heights at practice. Other peoples' performances were incredible. Foster, Draskovic, Max, Torpy, Wagner, and the list goes on and on. I'm so excited for the year and can't wait to have a great season in 2015: Year of the Eagle."—**Nathan Arrigoni**

"That's the main thing that separates us from everyone else is we are competitors..."—**Max Lehnhardt**

Sandburg

CROSS COUNTRY



NEWS AND NOTES

Pre-SWSC

Channahon Park—Joliet

Tuesday, August, 25, 2015

70, calm, beautiful

COACH'S COMMENTS: What a great sight to see the Sandburg uniforms back in actions after a three month layoff! There are few things I enjoy more than watching true Sandburg runner compete. When you throw that jersey on you are representing a great tradition with a lot of people behind you. Sadly, it looks like that will be our last time at the storied Channahon Park. In the end, running at Dellwood Park will be fitting for our senior class who ran their very first race there and haven't returned since, but will run their final SWSC race there in October. Until then, I want to enjoy every day we have this season! Channahon Park is one of the few places where we are able to have consistent data points. So many courses change every few years and this one is one that has been the location of our conference meet every year except one. And every year we've raced at Channahon we've won the SWSC championship. It's a special place with a special history. We went there to bid it farewell.

What we ended up doing was send it out in style! We ran, in August with a morning run and long run the day before, was run the fastest composite varsity time we've ever had. We were one of the best teams in the country last year and we ran faster at the park on the random Tuesday in August! Sean Torpy ran smooth as silk and seemingly effortlessly through the course en route to sixth fastest time ever run on the course. Running through a ridiculous traffic jam, it didn't seem to slow him down one bit. Our pack filed in behind 1-8, all beating a 9:22 and 9:30 two-miler. Dylan Jacobs...wow. 15:16 would have blown away the sophomore SWSC record. You know you have something special going when the national website for cross country covers our Tuesday exhibition with the conference. It's a reminder that your ability to create a level of excellence is extraordinary. It may have seemed ordinary to you to show up and run the way you always do, but that goes to show what you've become is this simple idea: you've turned miracle into routine. Meanwhile our F/S has some work to do: we need to solidify our group and start working on tightening our group—we can't have the gap from our frontrunner be so large. If everyone commits to their maximum potential, then that gap shrinks to the size you see on the varsity right now. You can't have small gaps if you have large gaps in practice. So let's get to work on finding everyone's maximum potential on a daily basis!

WHAT'S NEXT: Lyons INV—9/5; Freshmen; Sophomore; Varsity and Open races

Sophomore Results: 1. Sandburg—68 2. Stagg—111 3. Bolingbrook—113 4. LWN—114 5. Lockport—116

Soph Results: 1. Sandburg—34 2. LWC—39 3. Joliet Central—125 4. LWN—129 5. BB—148

5. Gonsch—17:42

7. Duffy—17:47

16. Calderon—18:07

19. R Siczkowski—18:11

21. R Wagner—18:16

36. Morris—19:13

37. Furmanek—19:15

63. Cunningham—20:15

75. Mooazzam—20:35

86. A Carollo—21:02

90. Mathas—21:09

92. Kenes—21:11

94. Lane—21:12

95. Walter—21:25

96. Apter—21:16

102. Skowronski—21:39

108. Apellido—21:50

115. M Claire—22:10

133. Sak—23:05

134. Bukiri—23:07

144. Pittacora—23:43

151. Spaargaren—24:06

180. Kramer—25:48

185. Karp—26:04

203. Carlson—29:08

209. Blisset—31:02

Varsity:

1. Sandburg—15 2. LWN—86 3. LWW—106 4. Joliet Central—138 5. Joliet West—153

1. S Torpy—15:09

2. C Torpy—15:16

3. Jacobs—15:16

4. Lehnhardt—15:29

5. Brennan—15:30

6. Lukas—15:35

7. Gleisner—15:39

8. Laskero—15:40

9. P Sieczkowski—15:49

10. Skucas—15:49

24. Lifonti—16:30

25. Foster—16:32

28. Szymanski—16:40

35. Draskovic—16:48

37. N Carollo—16:53

43. Marchese—17:08

47. Cavalier—17:12

53. J Wagner—17:27

55. Papan—17:34

56. Arrigoni—17:37

66. Cachares—17:57

72. Nolan—18:00

78. Stogin—18:16

109. Peters—18:54

115. Starzec—19:05

143. Bowald—19:59

172. Raheja—21:17

174. Ryan—21:19

11	BRADLEY BOURBONNAIS <i>Top 5 Times: 1:43:46.8</i>	314	40	45	67	80	82	83	84
12	LWW <i>Top 5 Times: 1:47:29.3</i>	335	25	56	78	87	89		
13	HOMEWOOD-FLOSSMOOR <i>Top 5 Times: 1:46:43.0</i>	353	39	73	75	81	85	86	88
Inc.	THORNWOOD	1 finishers							

SWSC PRE SEASON XC MEET

Overall Finish List

August 25, 2015

Race Held in Channahon, IL. Results by Race Time, Inc.

FRESH/SOPH								
Place*	Name	Team	Bib No	Age	Gender	Age Group	Total Time	Pace
1	Jared Tarantino	STAGG	1232	0	M	1 Male 0-99	17:14.2	5:45/M
2	Coby Hageman	BOLINGBROOK	1699	0	M	2 Male 0-99	17:33.9	5:51/M
3	Joshua Beyler	BOLINGBROOK	1693	0	M	3 Male 0-99	17:34.2	5:51/M
4	Oscar Tejada	JOLIET CENTRAL	1649	0	M	4 Male 0-99	17:40.7	5:53/M
5	Nick Gonsch	SANDBURG	1434	0	M	5 Male 0-99	17:42.3	5:54/M
6	Arij Najeeb	BOLINGBROOK	1708	0	M	6 Male 0-99	17:45.9	5:55/M
7	Brendan Duffy	SANDBURG	1429	0	M	7 Male 0-99	17:47.9	5:56/M
8	Kyle Madura	STAGG	1221	0	M	8 Male 0-99	17:50.7	5:57/M
9	Nicolas Rios	JOLIET CENTRAL	1637	0	M	9 Male 0-99	17:53.1	5:58/M
10	Mike Trost	LWN	1783	0	M	10 Male 0-99	17:54.3	5:58/M
11	Justin Hobart	STAGG	1214	0	M	11 Male 0-99	17:56.1	5:59/M
12	Nate Rittenbacher	LWC	1837	0	M	12 Male 0-99	17:58.8	5:59/M
13	Cole Long	JOLIET WEST	1029	0	M	13 Male 0-99	18:00.2	6:00/M
14	Andrew Limacher	JOLIET WEST	1028	0	M	14 Male 0-99	18:00.9	6:00/M
15	Andrew Englert	LWC	1823	0	M	15 Male 0-99	18:03.8	6:01/M
16	Noicolas Calderon	SANDBURG	1418	0	M	16 Male 0-99	18:07.5	6:02/M
17	Jeremy Stajkowski	LWN	1781	0	M	17 Male 0-99	18:08.6	6:03/M
18	Nolan Oneil	LOCKPORT	871	0	M	18 Male 0-99	18:10.9	6:03/M
19	Robbie Sieczkowski	SANDBURG	1466	0	M	19 Male 0-99	18:11.5	6:04/M
20	Donovan Paske	LOCKPORT	872	0	M	20 Male 0-99	18:13.5	6:04/M
21	Ryan Wagner	SANDBURG	1475	0	M	21 Male 0-99	18:16.4	6:05/M
22	Moe Maro	ANDREW	1099	0	M	22 Male 0-99	18:16.7	6:05/M
23	Nathan Murray	LOCKPORT	867	0	M	23 Male 0-99	18:18.4	6:06/M
24	Matt Jung	LWN	1765	0	M	24 Male 0-99	18:19.8	6:06/M
25	Vetor Cade	LWW	1153	0	M	25 Male 0-99	18:36.1	6:12/M
26	Nicholas Sulich	LOCKPORT	881	0	M	26 Male 0-99	18:36.7	6:12/M
27	Nate Haeflin	STAGG	1210	0	M	27 Male 0-99	18:38.9	6:13/M
28	Anthony Sain	JOLIET WEST	1040	0	M	28 Male 0-99	18:40.2	6:13/M
29	Marc Schelli	LOCKPORT	875	0	M	29 Male 0-99	18:45.3	6:15/M
30	Dan Lenz	LWC	1831	0	M	30 Male 0-99	18:46.0	6:15/M

31	Sam Chomiak	LWN	1752	0	M	31 Male 0-99	18:50.5	6:17/M
32	Anthony Iozzo	LWN	1764	0	M	32 Male 0-99	18:50.8	6:17/M
33	Brian Weber	ANDREW	1126	0	M	33 Male 0-99	18:51.1	6:17/M
34	Michael Vargas	JOLIET CENTRAL	1653	0	M	34 Male 0-99	19:09.8	6:23/M
35	Ethan Wesner	LWN	1786	0	M	35 Male 0-99	19:12.5	6:24/M
36	Patrick Morris	SANDBURG	1451	0	M	36 Male 0-99	19:13.5	6:24/M
37	Xander Furmanek	SANDBURG	1432	0	M	37 Male 0-99	19:15.7	6:25/M
38	Erick Islas	JOLIET CENTRAL	1608	0	M	38 Male 0-99	19:17.7	6:26/M
39	Max Dunlavy	HOMEWOOD-FLOSSMOOR	1329	0	M	39 Male 0-99	19:18.9	6:26/M
40	Damien Cantrell	BRADLEY BOURBONNAIS	1272	0	M	40 Male 0-99	19:19.9	6:26/M
41	Mitchell Troester	LWE	943	0	M	41 Male 0-99	19:22.0	6:27/M
42	Eric Ballard	ANDREW	1079	0	M	42 Male 0-99	19:22.5	6:27/M
43	Justin Hearne	LWE	904	0	M	43 Male 0-99	19:23.1	6:28/M
44	Eric Reynoso	JOLIET CENTRAL	1636	0	M	44 Male 0-99	19:24.8	6:28/M
45	Dominic Pusateri	BRADLEY BOURBONNAIS	1292	0	M	45 Male 0-99	19:29.4	6:30/M
46	Kern Rodrigues	LWE	931	0	M	46 Male 0-99	19:29.7	6:30/M
47	Russell Simmons	LOCKPORT	877	0	M	47 Male 0-99	19:32.4	6:31/M
48	Ben Chambers	JOLIET CENTRAL	1588	0	M	48 Male 0-99	19:35.2	6:32/M
49	Thomas Neuhardt	LOCKPORT	870	0	M	49 Male 0-99	19:35.9	6:32/M
50	Gavin Villager	BOLINGBROOK	1714	0	M	50 Male 0-99	19:38.9	6:33/M
51	Jake Heppner	JOLIET WEST	1025	0	M	51 Male 0-99	19:40.5	6:33/M
52	Luis Correa	BOLINGBROOK	1696	0	M	52 Male 0-99	19:44.3	6:35/M
53	Carlos Cruz	JOLIET WEST	1022	0	M	53 Male 0-99	19:47.7	6:36/M
54	Leonardo Patino	JOLIET CENTRAL	1630	0	M	54 Male 0-99	19:48.0	6:36/M
55	Vinnie Perillo	LWC	1835	0	M	55 Male 0-99	19:55.3	6:38/M
56	Ethan Trost	LWW	1167	0	M	56 Male 0-99	20:00.9	6:40/M
57	Tim Krafcsin	ANDREW	1096	0	M	57 Male 0-99	20:01.9	6:40/M
58	Tim Magee	LWN	1769	0	M	58 Male 0-99	20:06.2	6:42/M
59	Jacob Heimlich	LWE	905	0	M	59 Male 0-99	20:08.8	6:43/M
60	Zach Purcell	LWN	1777	0	M	60 Male 0-99	20:09.5	6:43/M
61	Ryan Schuetz	LWN	1780	0	M	61 Male 0-99	20:10.4	6:43/M
62	Kyle Roberts	ANDREW	1113	0	M	62 Male 0-99	20:14.9	6:45/M
63	John Cunningham	SANDBURG	1426	0	M	63 Male 0-99	20:15.7	6:45/M
64	Jackson Burriss	LWE	892	0	M	64 Male 0-99	20:16.2	6:45/M
65	John Gacgacao	ANDREW	1090	0	M	65 Male 0-99	20:16.7	6:45/M
66	Patrick Hoak	LOCKPORT	856	0	M	66 Male 0-99	20:19.1	6:46/M
67	Kenny Belavich	LWN	1749	0	M	67 Male 0-99	20:22.5	6:47/M
68	Jorge Chavez	JOLIET WEST	1020	0	M	68 Male 0-99	20:26.3	6:49/M
69	Matt Aleck	STAGG	1201	0	M	69 Male 0-99	20:26.6	6:49/M
70	Efrain Quintero	JOLIET CENTRAL	1632	0	M	70 Male 0-99	20:27.0	6:49/M
71	Cristian Nolasco	LWE	921	0	M	71 Male 0-99	20:27.8	6:49/M
72	Arnas Liesis	STAGG	1220	0	M	72 Male 0-99	20:30.0	6:50/M

73	Ben Randak	BRADLEY BOURBONNAIS	1293	0	M	73 Male 0-99	20:30.7	6:50/M
74	Dylan McCarthy	LOCKPORT	865	0	M	74 Male 0-99	20:33.5	6:51/M
75	Noor Moazzam	SANDBURG	1450	0	M	75 Male 0-99	20:35.6	6:52/M
76	Matt Rodriguez	ANDREW	1114	0	M	76 Male 0-99	20:36.4	6:52/M
77	Randy Tran	JOLIET CENTRAL	1650	0	M	77 Male 0-99	20:37.6	6:52/M
78	Dylan Williams	LWC	1842	0	M	78 Male 0-99	20:41.3	6:54/M
79	Tom Arndt	LWE	886	0	M	79 Male 0-99	20:45.0	6:55/M
80	Nathan Olson	JOLIET WEST	1034	0	M	80 Male 0-99	20:49.2	6:56/M
81	George Kosmowski	LOCKPORT	861	0	M	81 Male 0-99	20:50.1	6:57/M
82	Nathan Novak	LWE	922	0	M	82 Male 0-99	20:53.0	6:58/M
83	Juan Leon	JOLIET CENTRAL	1611	0	M	83 Male 0-99	20:53.8	6:58/M
84	Ktistian Bielski	BOLINGBROOK	1694	0	M	84 Male 0-99	20:54.4	6:58/M
85	Acque Warner	HOMEWOOD-FLOSSMOOR	1343	0	M	85 Male 0-99	20:58.7	6:59/M
86	Andrew Carollo	SANDBURG	1420	0	M	86 Male 0-99	21:02.6	7:01/M
87	Jonathan Pointon	LWE	929	0	M	87 Male 0-99	21:03.0	7:01/M
88	Sean Dennyly	LWC	1822	0	M	88 Male 0-99	21:03.4	7:01/M
89	Ruben Lopez	JOLIET CENTRAL	1613	0	M	89 Male 0-99	21:04.4	7:01/M
90	Kyle Mathas	SANDBURG	1448	0	M	90 Male 0-99	21:09.2	7:03/M
91	Sebastian Aceves	JOLIET CENTRAL	1577	0	M	91 Male 0-99	21:09.6	7:03/M
92	Kevin Kenes	SANDBURG	1438	0	M	92 Male 0-99	21:11.4	7:04/M
93	Byron Graham	HOMEWOOD-FLOSSMOOR	1330	0	M	93 Male 0-99	21:12.0	7:04/M
94	Sam Lane	SANDBURG	1441	0	M	94 Male 0-99	21:12.3	7:04/M
95	Matthew Murphy	SANDBURG	1453	0	M	95 Male 0-99	21:25.4	7:08/M
96	Randy Apter	SANDBURG	1410	0	M	96 Male 0-99	21:26.5	7:09/M
97	Mike Loalie	LWC	1832	0	M	97 Male 0-99	21:30.2	7:10/M
98	Chad Yanik	ANDREW	1128	0	M	98 Male 0-99	21:31.3	7:10/M
99	Alejandro Castillo	JOLIET WEST	1019	0	M	99 Male 0-99	21:36.0	7:12/M
100	Jonah Haskins	LWE	902	0	M	100 Male 0-99	21:37.7	7:12/M

Place*	Name	Team	Bib No	Age	Gender	Age Group	Total Time	Pace
101	John Doherty	STAGG	1207	0	M	101 Male 0-99	21:39.3	7:13/M
102	Dominik Skowronski	SANDBURG	1467	0	M	102 Male 0-99	21:39.7	7:13/M
103	John Stoch	LOCKPORT	878	0	M	103 Male 0-99	21:41.6	7:14/M
104	Kaleb Kittle	LWW	1157	0	M	104 Male 0-99	21:42.5	7:14/M
105	Tony Petrilla	JOLIET WEST	1036	0	M	105 Male 0-99	21:45.5	7:15/M
106	Andrew Staron	STAGG	1228	0	M	106 Male 0-99	21:45.9	7:15/M
107	Brendan Conroy	STAGG	1206	0	M	107 Male 0-99	21:49.5	7:16/M
108	Alfredo Apellido	SANDBURG	1409	0	M	108 Male 0-99	21:50.9	7:17/M
109	Francisco Meija	BOLINGBROOK	1707	0	M	109 Male 0-99	22:00.2	7:20/M
110	Connor Boudreau	BRADLEY BOURBONNAIS	1271	0	M	110 Male 0-99	22:02.6	7:21/M
111	Mcguire Luke	LWN	1768	0	M	111 Male 0-99	22:04.0	7:21/M

112	Patrick Waldron	ANDREW	1125	0	M	112 Male 0-99	22:07.2	7:22/M
113	Sam Munson	JOLIET WEST	1033	0	M	113 Male 0-99	22:07.8	7:22/M
114	Andrew White	ANDREW	1127	0	M	114 Male 0-99	22:08.2	7:23/M
115	Marcelo Claure	SANDBURG	1424	0	M	115 Male 0-99	22:10.7	7:23/M
116	Joseph Imburgia	LOCKPORT	857	0	M	116 Male 0-99	22:11.1	7:24/M
117	Joey Mojica	JOLIET WEST	1032	0	M	117 Male 0-99	22:16.4	7:25/M
118	Wyatt Shipman	HOMEWOOD-FLOSSMOOR	1341	0	M	118 Male 0-99	22:20.0	7:27/M
119	Nicholas McCann	BRADLEY BOURBONNAIS	1284	0	M	119 Male 0-99	22:24.1	7:28/M
120	Luke Bisping	BRADLEY BOURBONNAIS	1269	0	M	120 Male 0-99	22:25.6	7:28/M
121	Cameron White	LWN	1787	0	M	121 Male 0-99	22:29.8	7:30/M
122	Ryan Trost	LWN	1784	0	M	122 Male 0-99	22:30.1	7:30/M
123	Luke Fitzgerald	LWN	1758	0	M	123 Male 0-99	22:30.6	7:30/M
124	Alex Witkowski	LWN	1789	0	M	124 Male 0-99	22:31.6	7:30/M
125	Mark Pickering	BRADLEY BOURBONNAIS	1291	0	M	125 Male 0-99	22:33.0	7:31/M
126	Marco Acosta	JOLIET CENTRAL	1578	0	M	126 Male 0-99	22:38.8	7:33/M
127	Nick Holmgren	HOMEWOOD-FLOSSMOOR	1331	0	M	127 Male 0-99	22:53.3	7:38/M
128	Julian Esparza	LWC	1824	0	M	128 Male 0-99	22:54.1	7:38/M
129	Benjamin Villarreal	STAGG	1234	0	M	129 Male 0-99	22:57.2	7:39/M
130	Edward Valdez	LWE	944	0	M	130 Male 0-99	22:58.5	7:39/M
131	Andrew Harris	HOMEWOOD-FLOSSMOOR	1332	0	M	131 Male 0-99	23:04.0	7:41/M
132	Eric Briceno	JOLIET CENTRAL	1584	0	M	132 Male 0-99	23:05.4	7:42/M
133	Mathew Sak	SANDBURG	1462	0	M	133 Male 0-99	23:05.9	7:42/M
134	Peter Bukiri	SANDBURG	1416	0	M	134 Male 0-99	23:07.9	7:42/M
135	Julian Bendy	LWE	888	0	M	135 Male 0-99	23:10.4	7:43/M
136	Peter Mifflin	LWE	916	0	M	136 Male 0-99	23:12.5	7:44/M
137	Kyle Kissinger	LWE	908	0	M	137 Male 0-99	23:17.2	7:46/M
138	Nicholas Molenhouse	LWW	1160	0	M	138 Male 0-99	23:17.6	7:46/M
139	Devin Winstan	HOMEWOOD-FLOSSMOOR	1901	0	M	139 Male 0-99	23:22.2	7:47/M
140	Luis Quiroz	STAGG	1226	0	M	140 Male 0-99	23:26.2	7:49/M
141	John Kronemann	BOLINGBROOK	1704	0	M	141 Male 0-99	23:27.0	7:49/M
142	Jesse Rogge	ANDREW	1115	0	M	142 Male 0-99	23:38.2	7:53/M
143	Tyler Owsianiak	ANDREW	1109	0	M	143 Male 0-99	23:40.1	7:53/M
144	Sean Pittacora	SANDBURG	1459	0	M	144 Male 0-99	23:43.4	7:54/M
145	Kevin Laroche	BOLINGBROOK	1705	0	M	145 Male 0-99	23:48.4	7:56/M
146	William Motto	LWW	1162	0	M	146 Male 0-99	23:52.0	7:57/M
147	Logan Harrington	BRADLEY BOURBONNAIS	1276	0	M	147 Male 0-99	23:54.5	7:58/M
148	Jared Bachman	LWE	887	0	M	148 Male 0-99	23:56.3	7:59/M
149	Logan Molitor	LOCKPORT	866	0	M	149 Male 0-99	23:57.0	7:59/M
150	Nicholas Wlodarski	LWE	951	0	M	150 Male 0-99	23:59.1	8:00/M
151	Jeffrey Spaargaren	SANDBURG	1455	0	M	151 Male 0-99	24:06.6	8:02/M
152	Eli Knicker	HOMEWOOD-FLOSSMOOR	1334	0	M	152 Male 0-99	24:10.7	8:03/M
153	Leo Briceno	JOLIET WEST	1016	0	M	153 Male 0-99	24:12.2	8:04/M

154	Michael Zhan	LWE	954	0	M	154 Male 0-99	24:15.9	8:05/M
155	Joey Roche	BOLINGBROOK	1712	0	M	155 Male 0-99	24:18.0	8:06/M
156	Ian Ditter	LOCKPORT	848	0	M	156 Male 0-99	24:18.8	8:06/M
157	Daniel Warren	LWE	948	0	M	157 Male 0-99	24:20.1	8:07/M
158	Martin Boehm	LWE	891	0	M	158 Male 0-99	24:22.4	8:07/M
159	Matt Ketchen	LWN	1766	0	M	159 Male 0-99	24:25.2	8:08/M
160	Damian Paramo	JOLIET CENTRAL	1629	0	M	160 Male 0-99	24:29.7	8:10/M
161	Justin Dudley	LWE	896	0	M	161 Male 0-99	24:39.3	8:13/M
162	Mike Kopeika	ANDREW	1095	0	M	162 Male 0-99	24:41.8	8:14/M
163	Luke Laschober	LWC	1830	0	M	163 Male 0-99	24:47.3	8:16/M
164	Sam Roh	LWE	932	0	M	164 Male 0-99	24:50.0	8:17/M
165	Jose Gonzalez	JOLIET CENTRAL	1598	0	M	165 Male 0-99	24:50.4	8:17/M
166	Alexis Contreras	JOLIET CENTRAL	1589	0	M	166 Male 0-99	24:52.2	8:17/M
167	Max Gilmore	LWE	899	0	M	167 Male 0-99	24:52.8	8:17/M
168	Baraa Alkhani	STAGG	1202	0	M	168 Male 0-99	24:55.6	8:18/M
169	Andrew Benzing	LWE	889	0	M	169 Male 0-99	25:02.0	8:21/M
170	Tyler McMahan	LWE	914	0	M	170 Male 0-99	25:04.0	8:21/M
171	David Kolcach	STAGG	1216	0	M	171 Male 0-99	25:04.7	8:21/M
172	Danny Vamvakas	LWE	945	0	M	172 Male 0-99	25:19.6	8:26/M
173	Matthew Will	BRADLEY BOURBONNAIS	1300	0	M	173 Male 0-99	25:20.4	8:27/M
174	Brandyn Maza	ANDREW	1100	0	M	174 Male 0-99	25:23.1	8:28/M
175	Alex Gale	LWN	1759	0	M	175 Male 0-99	25:23.4	8:28/M
176	Dylan Schueler	LWN	1778	0	M	176 Male 0-99	25:26.5	8:29/M
177	Alejandro Cisneros	JOLIET WEST	1021	0	M	177 Male 0-99	25:37.5	8:32/M
178	David Albano	STAGG	1200	0	M	178 Male 0-99	25:40.8	8:33/M
179	Rokas Survilla	STAGG	1230	0	M	179 Male 0-99	25:41.9	8:34/M
180	Mitchell Kramer	SANDBURG	1439	0	M	180 Male 0-99	25:48.7	8:36/M
181	Maverick Murray	LWE	918	0	M	181 Male 0-99	25:52.2	8:37/M
182	Kyle Barbalic	STAGG	1203	0	M	182 Male 0-99	25:54.3	8:38/M
183	Rafael Camacho	THORNWOOD	1490	0	M	183 Male 0-99	26:00.2	8:40/M
184	Justin Garcia	HOMEWOOD-FLOSSMOOR	1327	0	M	184 Male 0-99	26:01.9	8:40/M
185	Jacob Karp	SANDBURG	1437	0	M	185 Male 0-99	26:04.6	8:41/M
186	Cameron Miller	LOCKPORT	843	0	M	186 Male 0-99	26:07.1	8:42/M
187	Nick Finn	LWE	898	0	M	187 Male 0-99	26:08.8	8:43/M
188	Dylan Dunlavy	HOMEWOOD-FLOSSMOOR	1325	0	M	188 Male 0-99	26:25.3	8:48/M
189	Ethan Gaughan	ANDREW	1091	0	M	189 Male 0-99	26:25.7	8:48/M
190	Corlin Leonard	ANDREW	1097	0	M	190 Male 0-99	26:27.4	8:49/M
191	Josh Falejczyk	LWE	897	0	M	191 Male 0-99	26:43.0	8:54/M
192	Brayan Ruiz	JOLIET CENTRAL	1642	0	M	192 Male 0-99	26:44.4	8:55/M
193	Arick Hauschild	LWE	903	0	M	193 Male 0-99	26:46.0	8:55/M
194	Brian Romero	JOLIET CENTRAL	1640	0	M	194 Male 0-99	27:06.0	9:02/M

195	Derek Milosovic	LWN	1772	0	M	195 Male 0-99	27:07.3	9:02/M
196	Aavon Wilson	HOMWOOD-FLOSSMOOR	1900	0	M	196 Male 0-99	27:22.8	9:07/M
197	Justin Lockhart	HOMWOOD-FLOSSMOOR	1337	0	M	197 Male 0-99	27:26.6	9:09/M
198	Nick Thiesen	BRADLEY BOURBONNAIS	1299	0	M	198 Male 0-99	27:49.6	9:16/M
199	Gustavo Ramirez	BOLINGBROOK	1710	0	M	199 Male 0-99	27:51.7	9:17/M
200	Jeremiah Mailey	HOMWOOD-FLOSSMOOR	1336	0	M	200 Male 0-99	28:20.0	9:27/M

Place*	Name	Team	Bib No	Age	Gender	Age Group	Total Time	Pace
201	Josue Salas	JOLIET WEST	1041	0	M	201 Male 0-99	28:20.5	9:27/M
202	Ibby Atieh	ANDREW	1078	0	M	202 Male 0-99	28:28.9	9:29/M
203	Matthew Carlson	SANDBURG	1419	0	M	203 Male 0-99	29:08.4	9:43/M
204	Jack Major	LWN	1770	0	M	204 Male 0-99	29:31.5	9:50/M
205	Kurt Williamson	LOCKPORT	882	0	M	205 Male 0-99	29:52.3	9:57/M
206	Ethan Washburn	JOLIET WEST	1045	0	M	206 Male 0-99	30:00.6	10:00/M
207	Christian Monroe	HOMWOOD-FLOSSMOOR	1338	0	M	207 Male 0-99	30:36.6	10:12/M
208	Matt Sims	HOMWOOD-FLOSSMOOR	1342	0	M	208 Male 0-99	30:38.6	10:13/M
209	Dershawn Blisset	SANDBURG	1458	0	M	209 Male 0-99	31:02.7	10:21/M
210	Shaun Motan	HOMWOOD-FLOSSMOOR	1340	0	M	210 Male 0-99	32:48.3	10:56/M
211	Mike Ryan	ANDREW	1118	0	M	211 Male 0-99	33:32.7	11:11/M
212	William Owens	ANDREW	1108	0	M	212 Male 0-99	33:33.2	11:11/M
213	Uriel Garcia	JOLIET CENTRAL	1594	0	M	213 Male 0-99	33:41.6	11:14/M
214	Christopher Fabian	LWN	1756	0	M	214 Male 0-99	33:44.9	11:15/M
215	Luis Angel Esparza	LWN	1755	0	M	215 Male 0-99	34:33.1	11:31/M
216	Zachary Gibbs	ANDREW	1093	0	M	216 Male 0-99	34:39.9	11:33/M
217	Luke Altman	JOLIET WEST	1014	0	M	217 Male 0-99	36:20.7	12:07/M

*Overall place among males only

11	LWE	254	29	43	49	62	71	72	73
	<i>Top 5 Times: 1:29:27.9</i>								
12	STAGG	302	41	46	61	76	78	79	81
	<i>Top 5 Times: 1:31:26.5</i>								
13	HOMEWOOD-FLOSSMOOR	379	53	75	80	85	86	90	91
	<i>Top 5 Times: 1:35:20.6</i>								
Inc.	THORNRIDGE	2 finishers							
Inc.	THORNTON	2 finishers							
Inc.	THORNWOOD	1 finishers							

SWSC PRE SEASON XC MEET

Overall Finish List

August 25, 2015

Race Held in Channahon, IL. Results by Race Time, Inc.

VARSITY								
Place*	Name	Team	Bib No	Age	Gender	Age Group	Total Time	Pace
1	Sean Torpy	SANDBURG	1473	0	M	1 Male 0-99	15:09.0	5:03/M
2	Christopher Torpy	SANDBURG	1472	0	M	2 Male 0-99	15:16.2	5:05/M
3	Dylan Jacobs	SANDBURG	1436	0	M	3 Male 0-99	15:16.7	5:05/M
4	Max Lehnhardt	SANDBURG	1443	0	M	4 Male 0-99	15:29.2	5:10/M
5	Tom Brennan	SANDBURG	1415	0	M	5 Male 0-99	15:30.3	5:10/M
6	Brandon Lukas	SANDBURG	1445	0	M	6 Male 0-99	15:35.6	5:12/M
7	David Gleisner	SANDBURG	1433	0	M	7 Male 0-99	15:39.3	5:13/M
8	Dan Laskero	SANDBURG	1442	0	M	8 Male 0-99	15:40.8	5:13/M
9	Raul Rosendo	JOLIET CENTRAL	1641	0	M	9 Male 0-99	15:41.3	5:14/M
10	Paul Sieczkowski	SANDBURG	1465	0	M	10 Male 0-99	15:47.0	5:16/M
11	Martin Skucas	SANDBURG	1468	0	M	11 Male 0-99	15:49.2	5:16/M
12	Evan Mitchell	LWW	1159	0	M	12 Male 0-99	15:52.9	5:17/M
13	John Chomiak	LWN	1751	0	M	13 Male 0-99	16:03.7	5:21/M
14	Mitchell Feehan	LWW	1154	0	M	14 Male 0-99	16:08.3	5:23/M
15	Dylan Deardurff	JOLIET WEST	1023	0	M	15 Male 0-99	16:10.7	5:23/M
16	Demetri Panici	LWN	1775	0	M	16 Male 0-99	16:13.2	5:24/M
17	Noah Healy	LWN	1763	0	M	17 Male 0-99	16:14.4	5:25/M
18	Leonard Baumann	BRADLEY BOURBONNAIS	1267	0	M	18 Male 0-99	16:16.4	5:25/M
19	Colin Pickering	BRADLEY BOURBONNAIS	1290	0	M	19 Male 0-99	16:17.7	5:26/M
20	Zak Hutchinson	LWC	1829	0	M	20 Male 0-99	16:24.2	5:28/M
21	Mark Harris	LWN	1762	0	M	21 Male 0-99	16:25.2	5:28/M
22	Jonathan Stiglic	LWW	1164	0	M	22 Male 0-99	16:26.1	5:29/M
23	Harry Osborne	THORNTON	1349	0	M	23 Male 0-99	16:28.5	5:29/M
24	Anthony Lifonti	SANDBURG	1444	0	M	24 Male 0-99	16:30.8	5:30/M
25	Pat Foster	SANDBURG	1431	0	M	25 Male 0-99	16:32.6	5:31/M
26	Mario Scarcelli	JOLIET WEST	1042	0	M	26 Male 0-99	16:33.1	5:31/M
27	Sergio Hernandez	JOLIET WEST	1027	0	M	27 Male 0-99	16:35.0	5:32/M
28	Alex Szymanski	SANDBURG	1471	0	M	28 Male 0-99	16:40.7	5:33/M
29	Vicente Moreno	JOLIET CENTRAL	1623	0	M	29 Male 0-99	16:41.0	5:34/M
30	Nicholas Razo	LOCKPORT	874	0	M	30 Male 0-99	16:41.9	5:34/M
31	Andre Martinez	JOLIET CENTRAL	1617	0	M	31 Male 0-99	16:42.2	5:34/M

32	Caleb Robertson	BOLINGBROOK	1711	0	M	32 Male 0-99	16:42.6	5:34/M
33	Cade Musich	LOCKPORT	868	0	M	33 Male 0-99	16:42.9	5:34/M
34	David Carter	JOLIET CENTRAL	1586	0	M	34 Male 0-99	16:45.2	5:35/M
35	Miles Draskovic	SANDBURG	1428	0	M	35 Male 0-99	16:48.6	5:36/M
36	Bjorn Shroda	BOLINGBROOK	1713	0	M	36 Male 0-99	16:52.0	5:37/M
37	Nick Carollo	SANDBURG	1421	0	M	37 Male 0-99	16:53.0	5:38/M
38	Scott Platek	LWE	928	0	M	38 Male 0-99	16:58.3	5:39/M
39	Ryan Taylor	LWW	1166	0	M	39 Male 0-99	16:59.0	5:40/M
40	Kyle Bechtold	LWN	1748	0	M	40 Male 0-99	17:00.9	5:40/M
41	Robert Elwood	LOCKPORT	849	0	M	41 Male 0-99	17:06.2	5:42/M
42	Scotty Zajac	ANDREW	1129	0	M	42 Male 0-99	17:06.8	5:42/M
43	Tom Marchese	SANDBURG	1447	0	M	43 Male 0-99	17:08.5	5:43/M
44	Ryan Belavich	LWN	1750	0	M	44 Male 0-99	17:09.1	5:43/M
45	Johnny Dickson	THORNRIDGE	965	0	M	45 Male 0-99	17:10.0	5:43/M
46	Scott Nemeč	ANDREW	1106	0	M	46 Male 0-99	17:10.5	5:43/M
47	Lou Cavalier	SANDBURG	1422	0	M	47 Male 0-99	17:12.9	5:44/M
48	Nathan Coppens	LWC	1821	0	M	48 Male 0-99	17:14.1	5:45/M
49	Brady Green	LWW	1155	0	M	49 Male 0-99	17:15.1	5:45/M
50	Zach Joaquin	BRADLEY BOURBONNAIS	1278	0	M	50 Male 0-99	17:17.4	5:46/M
51	Peter Motto	LWW	1161	0	M	51 Male 0-99	17:21.7	5:47/M
52	Lucas Czerwonka	LOCKPORT	846	0	M	52 Male 0-99	17:23.1	5:48/M
53	John Wagner	SANDBURG	1474	0	M	53 Male 0-99	17:27.7	5:49/M
54	Khamis Suleiman	STAGG	1229	0	M	54 Male 0-99	17:28.7	5:49/M
55	Danny Papan	SANDBURG	1456	0	M	55 Male 0-99	17:34.5	5:51/M
56	Nathan Arrigoni	SANDBURG	1411	0	M	56 Male 0-99	17:37.3	5:52/M
57	Tommy Doyle	ANDREW	1087	0	M	57 Male 0-99	17:37.7	5:52/M
58	Jake West	LWE	949	0	M	58 Male 0-99	17:38.2	5:53/M
59	Kevin Nolan	LWC	1834	0	M	59 Male 0-99	17:43.2	5:54/M
60	Ryan Barry	LWC	1818	0	M	60 Male 0-99	17:43.9	5:54/M
61	Anthony Koncius	STAGG	1217	0	M	61 Male 0-99	17:47.8	5:56/M
62	Jonathan Crosse	LOCKPORT	845	0	M	62 Male 0-99	17:48.3	5:56/M
63	Ariel Lopez	JOLIET WEST	1030	0	M	63 Male 0-99	17:51.3	5:57/M
64	Joshua Perch	LWE	925	0	M	64 Male 0-99	17:54.0	5:58/M
65	Nick Bobber	ANDREW	1083	0	M	65 Male 0-99	17:55.1	5:58/M
66	Ben Cachares	SANDBURG	1417	0	M	66 Male 0-99	17:57.8	5:59/M
67	David Nino	LWN	1774	0	M	67 Male 0-99	17:58.2	5:59/M
68	Nick Calderon	JOLIET WEST	1017	0	M	68 Male 0-99	17:58.9	5:59/M
69	Bradley Coen	HOMEWOOD-FLOSSMOOR	1326	0	M	69 Male 0-99	17:59.8	6:00/M
70	Kyle Auchstetter	LWW	1152	0	M	70 Male 0-99	18:00.1	6:00/M
71	Mark Bennett	BOLINGBROOK	1692	0	M	71 Male 0-99	18:00.5	6:00/M
72	Josh Nolan	SANDBURG	1454	0	M	72 Male 0-99	18:00.8	6:00/M
73	Tony Brongiel	LWC	1820	0	M	73 Male 0-99	18:02.2	6:01/M
74	John Donovan	LWN	1754	0	M	74 Male 0-99	18:02.7	6:01/M

75	Francisco Saenz	JOLIET CENTRAL	1643	0	M	75 Male 0-99	18:04.9	6:01/M
76	James Sullivan	LWN	1782	0	M	76 Male 0-99	18:05.2	6:02/M
77	Patrick Gabriel	LWC	1825	0	M	77 Male 0-99	18:16.2	6:05/M
78	Kyle Stogin	SANDBURG	1470	0	M	78 Male 0-99	18:16.8	6:05/M
79	Jake Craig	ANDREW	1085	0	M	79 Male 0-99	18:17.2	6:06/M
80	Jack Ryan	ANDREW	1116	0	M	80 Male 0-99	18:17.6	6:06/M
81	Funmbi Umoren	STAGG	1233	0	M	81 Male 0-99	18:18.0	6:06/M
82	Collin Kavanaugh	LWE	907	0	M	82 Male 0-99	18:18.9	6:06/M
83	Christian Gabriel	LWC	1826	0	M	83 Male 0-99	18:19.9	6:06/M
84	Jeremy Sikes	JOLIET WEST	1043	0	M	84 Male 0-99	18:20.3	6:07/M
85	Tyler Samuels	JOLIET CENTRAL	1645	0	M	85 Male 0-99	18:21.4	6:07/M
86	Devin McGreal	LWC	1833	0	M	86 Male 0-99	18:22.6	6:07/M
87	Allen Davis	THORNTON	1348	0	M	87 Male 0-99	18:24.4	6:08/M
88	Will Newman	LWN	1773	0	M	88 Male 0-99	18:24.8	6:08/M
89	Kyle Goodwin	LWN	1760	0	M	89 Male 0-99	18:29.2	6:10/M
90	Brayan Cadena	BOLINGBROOK	1695	0	M	90 Male 0-99	18:30.1	6:10/M
91	Ian Sierzega	LOCKPORT	876	0	M	91 Male 0-99	18:32.3	6:11/M
92	Chris Bedore	JOLIET WEST	1015	0	M	92 Male 0-99	18:34.4	6:11/M
93	Aj Stewack	JOLIET CENTRAL	1648	0	M	93 Male 0-99	18:34.7	6:11/M
94	Andrew Hensen	LOCKPORT	855	0	M	94 Male 0-99	18:38.0	6:13/M
95	Anthony Perry	LWE	926	0	M	95 Male 0-99	18:38.3	6:13/M
96	Jazare Jones	THORNRIDGE	969	0	M	96 Male 0-99	18:41.6	6:14/M
97	Austin Ryan	LWE	934	0	M	97 Male 0-99	18:42.9	6:14/M
98	Darby Lang	LWE	911	0	M	98 Male 0-99	18:43.8	6:14/M
99	Kyle McGinley	BRADLEY BOURBONNAIS	1286	0	M	99 Male 0-99	18:45.5	6:15/M
100	Rafael Hernandez	JOLIET WEST	1026	0	M	100 Male 0-99	18:46.1	6:15/M

<u>Place*</u>	<u>Name</u>	<u>Team</u>	<u>Bib No</u>	<u>Age</u>	<u>Gender</u>	<u>Age Group</u>	<u>Total Time</u>	<u>Pace</u>
101	Josh Vegetabile	JOLIET WEST	1044	0	M	101 Male 0-99	18:48.5	6:16/M
102	Clayton Pelzer	JOLIET WEST	1035	0	M	102 Male 0-99	18:49.1	6:16/M
103	Dominick Creed	LOCKPORT	844	0	M	103 Male 0-99	18:50.3	6:17/M
104	Braden Kramer	LOCKPORT	862	0	M	104 Male 0-99	18:50.6	6:17/M
105	Justin Casillas	JOLIET CENTRAL	1587	0	M	105 Male 0-99	18:51.8	6:17/M
106	Elijah Leake	HOMEWOOD-FLOSSMOOR	1902	0	M	106 Male 0-99	18:53.1	6:18/M
107	Charlie Gregory	STAGG	1209	0	M	107 Male 0-99	18:53.4	6:18/M
108	Tommy Williams	LWC	1841	0	M	108 Male 0-99	18:53.8	6:18/M
109	Andrew Peters	SANDBURG	1457	0	M	109 Male 0-99	18:54.3	6:18/M
110	Nathan Junkroski	BOLINGBROOK	1701	0	M	110 Male 0-99	18:56.5	6:19/M
111	Emmanuel Magana	STAGG	1222	0	M	111 Male 0-99	18:58.4	6:19/M
112	Pat Harper	STAGG	1212	0	M	112 Male 0-99	18:59.8	6:20/M
113	Joe Schuetz	LWN	1779	0	M	113 Male 0-99	19:01.7	6:20/M
114	Shane Crozier	THORNWOOD	1491	0	M	114 Male 0-99	19:02.3	6:21/M

115	Jovany Soto	SANDBURG	1469	0	M	115 Male 0-99	19:05.7	6:22/M
116	Joseph Henry	HOMEWOOD-FLOSSMOOR	1333	0	M	116 Male 0-99	19:06.6	6:22/M
117	Konrad Shirley	LWE	938	0	M	117 Male 0-99	19:07.7	6:22/M
118	Chris Curtin	LWN	1753	0	M	118 Male 0-99	19:08.1	6:23/M
119	Adrian Reynoso	JOLIET CENTRAL	1635	0	M	119 Male 0-99	19:09.2	6:23/M
120	Edgar Ve	LWE	946	0	M	120 Male 0-99	19:09.6	6:23/M
121	Matt Mohan	STAGG	1225	0	M	121 Male 0-99	19:10.0	6:23/M
122	David Martin	BRADLEY BOURBONNAIS	1282	0	M	122 Male 0-99	19:16.2	6:25/M
123	Michael Stoll	BRADLEY BOURBONNAIS	1297	0	M	123 Male 0-99	19:17.3	6:26/M
124	Adam Kula	LOCKPORT	863	0	M	124 Male 0-99	19:17.7	6:26/M
125	Luis Nolasco	JOLIET CENTRAL	1625	0	M	125 Male 0-99	19:27.1	6:29/M
126	Ryan Ballard	ANDREW	1080	0	M	126 Male 0-99	19:30.5	6:30/M
127	Matt Ryan	ANDREW	1117	0	M	127 Male 0-99	19:31.2	6:30/M
128	Nathan Tuskan	LWC	1840	0	M	128 Male 0-99	19:34.1	6:31/M
129	Kyle Smietanski	LWE	940	0	M	129 Male 0-99	19:34.6	6:31/M
130	Jason Jude	JOLIET CENTRAL	1610	0	M	130 Male 0-99	19:35.3	6:32/M
131	Kyle Gerstenkorn	JOLIET CENTRAL	1595	0	M	131 Male 0-99	19:35.6	6:32/M
132	Justin Bordenaro	LOCKPORT	840	0	M	132 Male 0-99	19:36.1	6:32/M
133	Sunny Camacho	ANDREW	1084	0	M	133 Male 0-99	19:38.4	6:33/M
134	Jake Wlodarski	LWE	950	0	M	134 Male 0-99	19:38.9	6:33/M
135	Eddie Smith	HOMEWOOD-FLOSSMOOR	1904	0	M	135 Male 0-99	19:39.8	6:33/M
136	Jack Dunlavy	HOMEWOOD-FLOSSMOOR	1328	0	M	136 Male 0-99	19:41.1	6:34/M
137	Lyndal Johnson	BOLINGBROOK	1700	0	M	137 Male 0-99	19:45.4	6:35/M
138	Ben Hallihan	JOLIET CENTRAL	1603	0	M	138 Male 0-99	19:49.3	6:36/M
139	Zach Karr	STAGG	1215	0	M	139 Male 0-99	19:49.7	6:36/M
140	Christopher Sulich	LOCKPORT	880	0	M	140 Male 0-99	19:52.8	6:37/M
141	Jacob Lamore	BRADLEY BOURBONNAIS	1280	0	M	141 Male 0-99	19:55.7	6:38/M
142	Omar Carrillo	JOLIET WEST	1018	0	M	142 Male 0-99	19:57.2	6:39/M
143	Ryan Bowald	SANDBURG	1414	0	M	143 Male 0-99	19:59.1	6:40/M
144	Wesley Wall	LWE	947	0	M	144 Male 0-99	19:59.6	6:40/M
145	Matthew Roseland	LWE	933	0	M	145 Male 0-99	20:00.0	6:40/M
146	Bryce Riberdy	BRADLEY BOURBONNAIS	1294	0	M	146 Male 0-99	20:00.5	6:40/M
147	Triston Gartner	BRADLEY BOURBONNAIS	1274	0	M	147 Male 0-99	20:08.7	6:43/M
148	Ian Comerford	LWE	894	0	M	148 Male 0-99	20:12.8	6:44/M
149	Chris Karafotias	BOLINGBROOK	1702	0	M	149 Male 0-99	20:15.5	6:45/M
150	Joshua Rutnicki	BRADLEY BOURBONNAIS	1296	0	M	150 Male 0-99	20:23.7	6:48/M
151	Christian Gonzalez	LOCKPORT	853	0	M	151 Male 0-99	20:30.5	6:50/M
152	Adrian Manrique	BOLINGBROOK	1706	0	M	152 Male 0-99	20:31.0	6:50/M
153	Pedro Lopez	JOLIET CENTRAL	1612	0	M	153 Male 0-99	20:34.0	6:51/M
154	Daniel Abram	LOCKPORT	839	0	M	154 Male 0-99	20:34.5	6:51/M
155	Fernando Trevino	JOLIET CENTRAL	1651	0	M	155 Male 0-99	20:35.4	6:52/M
156	Dustin Meyer	BRADLEY BOURBONNAIS	1288	0	M	156 Male 0-99	20:35.9	6:52/M

157	Frank Garcia	JOLIET CENTRAL	1593	0	M	157 Male 0-99	20:36.9	6:52/M
158	Emmanuel Perez	JOLIET CENTRAL	1631	0	M	158 Male 0-99	20:38.3	6:53/M
159	Justin George	ANDREW	1092	0	M	159 Male 0-99	20:42.9	6:54/M
160	Daniel Zubenko	LWE	955	0	M	160 Male 0-99	20:51.9	6:57/M
161	Weston Dell	LWE	895	0	M	161 Male 0-99	20:52.3	6:57/M
162	Bryant Nunez	JOLIET CENTRAL	1626	0	M	162 Male 0-99	20:52.7	6:57/M
163	Dylan Johnson	BRADLEY BOURBONNAIS	1279	0	M	163 Male 0-99	20:57.3	6:59/M
164	Jacob Anderson	LWE	885	0	M	164 Male 0-99	20:58.4	6:59/M
165	Steven McDaniels	BRADLEY BOURBONNAIS	1285	0	M	165 Male 0-99	20:59.6	7:00/M
166	Nathan Alvarez	JOLIET CENTRAL	1580	0	M	166 Male 0-99	21:00.2	7:00/M
167	Andrew Haynie	ANDREW	1094	0	M	167 Male 0-99	21:02.9	7:01/M
168	Ethan Haberkorn	LWC	1827	0	M	168 Male 0-99	21:04.1	7:01/M
169	Alex Minor	JOLIET CENTRAL	1621	0	M	169 Male 0-99	21:08.6	7:03/M
170	Shivam Patel	LWN	1776	0	M	170 Male 0-99	21:09.8	7:03/M
171	Alex Einhorn	STAGG	1208	0	M	171 Male 0-99	21:12.6	7:04/M
172	Manish Raheja	SANDBURG	1460	0	M	172 Male 0-99	21:17.7	7:06/M
173	Sean Sheehan	LWC	1838	0	M	173 Male 0-99	21:19.1	7:06/M
174	Brad Ryan	SANDBURG	1461	0	M	174 Male 0-99	21:19.5	7:06/M
175	James Simnick	LWC	1839	0	M	175 Male 0-99	21:19.9	7:06/M
176	Jack Harper	LWE	901	0	M	176 Male 0-99	21:21.9	7:07/M
177	Noah White	HOMEWOOD-FLOSSMOOR	1344	0	M	177 Male 0-99	21:24.9	7:08/M
178	Zac Petro	ANDREW	1110	0	M	178 Male 0-99	21:33.3	7:11/M
179	Joshua Zolvinski	BOLINGBROOK	1716	0	M	179 Male 0-99	21:36.1	7:12/M
180	Jose Martinez	JOLIET CENTRAL	1618	0	M	180 Male 0-99	21:38.0	7:13/M
181	Bert Vertin	JOLIET CENTRAL	1655	0	M	181 Male 0-99	21:38.4	7:13/M
182	Yaser Bustami	LOCKPORT	842	0	M	182 Male 0-99	21:39.0	7:13/M
183	Dominic Narcissi	LWE	920	0	M	183 Male 0-99	21:41.8	7:14/M
184	Nick Salinas	JOLIET CENTRAL	1644	0	M	184 Male 0-99	21:42.7	7:14/M
185	Steven Walsh	STAGG	1235	0	M	185 Male 0-99	21:43.6	7:14/M
186	Kyle Hannah	JOLIET CENTRAL	1604	0	M	186 Male 0-99	21:44.9	7:15/M
187	Edgar Neri	LOCKPORT	869	0	M	187 Male 0-99	21:48.8	7:16/M
188	Keyshawn Brown	JOLIET CENTRAL	1585	0	M	188 Male 0-99	21:49.3	7:16/M
189	Justin Smith	ANDREW	1122	0	M	189 Male 0-99	21:50.6	7:17/M
190	Sean Kilpatrick	LWN	1767	0	M	190 Male 0-99	21:52.5	7:17/M
191	Jikhail Robinson	HOMEWOOD-FLOSSMOOR	1903	0	M	191 Male 0-99	21:53.9	7:18/M
192	Ted Trost	LWN	1785	0	M	192 Male 0-99	21:55.9	7:18/M
193	Dawid Bednarczuk	STAGG	1204	0	M	193 Male 0-99	22:08.7	7:23/M
194	Nick Osty	ANDREW	1107	0	M	194 Male 0-99	22:11.6	7:24/M
195	Cody Kush	LWE	909	0	M	195 Male 0-99	22:12.8	7:24/M
196	Andres Resendiz	JOLIET WEST	1038	0	M	196 Male 0-99	22:16.0	7:25/M
197	Roberto Villaruel	JOLIET CENTRAL	1656	0	M	197 Male 0-99	22:16.7	7:25/M
198	Joey Farbo	LOCKPORT	851	0	M	198 Male 0-99	22:23.6	7:28/M

199	Jack Mansmith	LWE	913	0	M	199 Male 0-99	22:27.6	7:29/M
200	Michael Meersman	LWE	915	0	M	200 Male 0-99	22:28.7	7:29/M

Place*	Name	Team	Bib No	Age	Gender	Age Group	Total Time	Pace
201	James Molenaar	ANDREW	1102	0	M	201 Male 0-99	22:33.7	7:31/M
202	Yash Mehta	BRADLEY BOURBONNAIS	1287	0	M	202 Male 0-99	22:41.4	7:34/M
203	Javier Montoya	JOLIET CENTRAL	1622	0	M	203 Male 0-99	22:43.8	7:34/M
204	Collin Odonnell	LWE	924	0	M	204 Male 0-99	22:56.4	7:39/M
205	Nick Herres	STAGG	1213	0	M	205 Male 0-99	23:00.7	7:40/M
206	Piotr Zubek	STAGG	1237	0	M	206 Male 0-99	23:01.5	7:40/M
207	Richie Meuris	ANDREW	1101	0	M	207 Male 0-99	23:01.8	7:40/M
208	Dante Amos	LWN	1747	0	M	208 Male 0-99	23:07.1	7:42/M
209	Kyle Graff	LWN	1761	0	M	209 Male 0-99	23:07.4	7:42/M
210	Connor Anderson	LWE	884	0	M	210 Male 0-99	23:15.0	7:45/M
211	Justin McHale	STAGG	1224	0	M	211 Male 0-99	23:15.4	7:45/M
212	Joe Scott	ANDREW	1120	0	M	212 Male 0-99	23:17.5	7:46/M
213	Kanwarjot Chatha	STAGG	1205	0	M	213 Male 0-99	23:18.9	7:46/M
214	Riley Flynn	ANDREW	1089	0	M	214 Male 0-99	23:28.8	7:49/M
215	Nick Blanchette	BRADLEY BOURBONNAIS	1270	0	M	215 Male 0-99	23:32.9	7:51/M
216	Connor Terrell	BRADLEY BOURBONNAIS	1298	0	M	216 Male 0-99	23:38.3	7:53/M
217	Jesus Gonzalez	JOLIET CENTRAL	1597	0	M	217 Male 0-99	23:39.7	7:53/M
218	Aaron Hall	JOLIET CENTRAL	1602	0	M	218 Male 0-99	23:41.0	7:54/M
219	Eric Nunez	JOLIET CENTRAL	1627	0	M	219 Male 0-99	23:42.3	7:54/M
220	John Boswell	LWC	1819	0	M	220 Male 0-99	23:43.5	7:54/M
221	Adrian Guzman	JOLIET CENTRAL	1600	0	M	221 Male 0-99	23:44.0	7:55/M
222	Salah Mustafa	ANDREW	1105	0	M	222 Male 0-99	24:09.7	8:03/M
223	Justin Lebeda	BRADLEY BOURBONNAIS	1281	0	M	223 Male 0-99	24:15.1	8:05/M
224	Noah Haberkorn	LWC	1828	0	M	224 Male 0-99	24:25.2	8:08/M
225	Kyle Lisak	ANDREW	1098	0	M	225 Male 0-99	24:26.2	8:09/M
226	Xavier Reyes	ANDREW	1112	0	M	226 Male 0-99	24:27.9	8:09/M
227	Joe Kronemann	BOLINGBROOK	1703	0	M	227 Male 0-99	24:28.8	8:09/M
228	Andy Comerford	LWE	893	0	M	228 Male 0-99	24:31.8	8:10/M
229	Kyle Radgowski	ANDREW	1111	0	M	229 Male 0-99	24:39.1	8:13/M
230	Arnold Wilson	BOLINGBROOK	1715	0	M	230 Male 0-99	24:47.5	8:16/M
231	Alex Moy	ANDREW	1104	0	M	231 Male 0-99	24:49.2	8:16/M
232	Ronnie Fiala	ANDREW	1088	0	M	232 Male 0-99	24:56.4	8:19/M
233	Adam Biniak	ANDREW	1081	0	M	233 Male 0-99	24:58.9	8:19/M
234	Landon Luangsomkham	JOLIET CENTRAL	1614	0	M	234 Male 0-99	25:17.6	8:26/M
235	Alex Lambert	LWE	910	0	M	235 Male 0-99	25:23.0	8:28/M
236	Isaiah Davis	JOLIET CENTRAL	1590	0	M	236 Male 0-99	25:29.8	8:30/M
237	Giovanni Alvarado	JOLIET CENTRAL	1579	0	M	237 Male 0-99	25:38.2	8:33/M
238	Juan Martinez	JOLIET CENTRAL	1619	0	M	238 Male 0-99	25:39.6	8:33/M



Lions Pride Invitational

9/5/2015

79 degrees partly sunny

Runners of the Week

Heather, John, and Finley John O'Malley, Max Lehnhardt, Danny Laskero, Patrick Morris, Nico Calderon

Quote of the weekend:

"Coach's wife is delivering a baby, let's deliver a win!" - Coach Tarjan

@ 9:15am Boys Open - After a 45 minute delay, the boys took to the line ready to tear up the grounds at Lyons Township High School's South Campus. Dan Laskero took little time finding the lead in this race and never looked back. Paul Sieczkowski, Anthony Lifonti, and Pat Foster followed close behind. Lifonti came away with a nice PR and a third place finish. He has just been plugging away, exemplifying our "Driving to the Peak" pillar, and he is seeing some of the results of that. The greatest thing about this Open race was all the battling that we saw out there. It was difficult to find anyone from Sandburg in this race who didn't chop some heads from the 2 mile mark to the finish! This is a group that placed six runners in the top 10, with Alex Szymanski and John Wagner rounding out the top 10 and Wagner adding an incredible PR on this race day. This type of drive and dedicated performance was clear throughout the entire Eagle Open race, as evident through a runner like Andrew Peters, whose first two races have been among the best of his career so far. This group set the tone for the afternoon and truly showed the depth of this team.

@ 10:15am Boys Varsity - Talking with this group on Friday afternoon, it was clear that they had a high goals set for this meet. Everyone agreed that to meet the season goals and to be the "Best Ever" meant that they had to be able to respond to the most difficult challenges. Putting 7 guys in front of a 14:42 All-Stater would be a statement, and it would take everyone responding to the challenge in the toughest times. Through the mile everything looked to be going according to plan. We got out hard; 2:22 through the half is fast (that was a legit 800m too, and if the first 800m was the best part of your race, that might be a clue it was a little too aggressive). But the race seemed to settle right down at the mile, and the Eagles had control of the race upfront. Nearing the 1.5 mile, the battle began. We saw Max go to work on Lyon's runner Vince Zona with Sean and Brandon close behind. At this point it was no longer a sea of Sandburg battleships, but a few lonely vessels trying to stay afloat. However, Max Lehnhardt's fight was far from over. He was going blow for blow up front, not willing to make any excuses when this one was over. Watching the finish, it was apparent that we lost a few battles out there, but mainly with ourselves. The only guy who moved up from 2 mile to the finish was Tommy Brennan, who went from 8th to 7th. At the end of the day, our team held the sea, to fight another day. We know that this is not November, that we don't slow this train for a mismeasured 3 mile course in LaGrange, IL! We loved how this team

attacked the race early and how we aren't satisfied with just winning the race. Let's keep that intensity going and continue to reflect and work on making our race efforts the best ever.

@11:15 am Boys Frosh - This group of freshman runners has learned a great deal about racing in just their opening two races at Color Wars and Pre-Conference. Today was a day that they were looking at putting this knowledge to use in their races, as they started their official racing career as Eagles. The gun went off, and we saw many of the runners get out of the box aggressively, just as we emphasized all week. Nico Calderon, John Cunningham, and Dershawn Blissett really went out to be in good position at the first turn. Nico stayed strong through the race, finishing in sixth place, while doing the work by himself up front. John Cunningham and Peter Bukiri also showed great improvement since pre-conference by staying focused and aggressive through each phase of the race; each of them worked on continually passing throughout the race. Randy Apter, Eric Kenes, Ben Walter, and Sam Lane all made leaps in their performances at LT. We liked seeing how this is a group of runners who are starting to learn how to make contact with each other and work together during a race. Now, we will work on moving the whole group up in position. This entire group showed that there is a lot of talent here, and that they are capable of so much more. Now is the time to get to work on that training that will allow them to reach their best.

@ 12:05 pm Boys Soph- A challenging cross country course can wear out even the toughest cross country runner. This is not the case with Dylan Jacobs. Dylan Jacobs runs until the course gets tired. Zak Hutchinson pulled off a relatively narrow 8 sec win over DJ last year. Dylan flipped the script on Zak and the nearest competitor in a big way by putting 44sec on the field (50sec on Hutch). Another level my friends...another level. The meat of our pack was lead by Nick Gonsch, Brendan Duffy, Robbie Sieczkowski, and Ryan Wagner. They left a 32 sec gap from 2-5 , and a 1-5 gap of 1:32. We need to cut into that big time. It was good to see this group run close together early on, but they need to continue to find each other later in the race and, more importantly, work as a unit. We need to find that Bull Elk that leads us to the path we didn't think we were capable of taking. I think that Dylan's quick opening 800 forced some guys to open quick too, which opens it up for a more aggressive race than some are comfortable running. But, we aren't here to be comfortable, right? And this is a group that has the power to run that type of race -- you have shown us that over and over. One guy who looked to make himself uncomfortable was Patrick Morris. He made big strides Saturday. Here's what he said about race morning: *"When I got up this morning, I was very excited about this race. It felt like Christmas morning as a little kid..."* He cut a :57 second gap from 5-6 at pre-conference to a :37 second gap from 5-6 at LT. Once again, we still need to improve on that, but that is the direction that we want to be moving in. A good week of practice and working together will put us right where we want to be for Reavis and beyond.

@ 9:17 PM Finley John O'Malley arrives -- The world meets the newest member of the Eagle cross country family. Finley John's birth on the first official meet sets the tone for our special season.

At 19 inches and 6.7 pounds, Finley has the heart of a champion *and* has captured the hearts of his parents, too. We can't wait to meet him!

Varsity

- 3 Max Lehnhardt (2:22, 2:33) 4:55, 5:10 (10:05), 4:54 (14:59)
- 6 Sean Torpy (2:22, 2:33) 4:55, 5:12 (10:07), 5:00 (15:07)
- 7 Tom Brennan (2:22, 2:33) 4:55, 5:16 (10:11), 4:57 (15:08)
- 8 Chris Torpy (2:22, 2:33) 4:55, 5:17 (10:12), 4:56 (15:08)
- 12 Brandon Lukas (2:22, 2:33) 4:55, 5:13 (10:08), 5:08 (15:16)
- 13 David Gleisner (2:22, 2:33) 4:55, 5:16 (10:11), 5:06 (15:17)
- 14 Martin Skucas (2:23, 2:32) 4:55, 5:21 (10:16), 5:11 (15:27)

Open:

- 1 Dan Laskero (2:25, 2:39) 5:04, 5:19 (10:23), 5:07 (15:30)
- 2 Paul Siezckowski (2:27, 2:43) 5:10, 5:20 (10:30), 5:14 (15:44)
- 3 Anthony Lifonti (2:32, 2:45) 5:17, 5:25 (10:42), 5:12 (15:54)
- 5 Pat Foster (2:28, 2:45) 5:13, 5:34 (10:47), 5:20 (16:07)
- 9 Alex Szymanski (2:30, 2:45) 5:15, 5:49 (11:04), 5:23 (16:27)
- 10 John Wagner 5:26, 5:42 (11:08), 5:20 (16:28)
- 12 Miles Draskovic (2:34, 2:53) 5:27, 5:37 (11:04), 5:27 (16:31)
- 15 Tom Marchese (2:33, 2:52) 5:25, 5:49 (11:14), 5:36 (16:50)
- 19 Lou Cavalier 5:33, 5:40 (11:13), 5:41 (16:54)
- 27 Danny Papan 5:34, 6:02 (11:36), 5:42 (17:18) 29th
- 31 Kyle Stogin 5:40, 5:59 (11:39), 5:43 (17:22) 30th
- 32 Nicholas Carollo (2:38, 2:55) 5:33, 6:03 (11:36), 5:46 (17:22)
- 35 Nathan Arrigoni 5:38, 5:56 (11:34), 5:54 (17:28)
- 41 Ben Cachares 5:46, 6:10 (11:56), 5:45 (17:41)
- 42 Josh Nolan 5:45, 6:09 (11:54), 5:49 (17:43)
- 48 Andrew Peters (2:50, 3:02) 5:52, 6:14 (12:06), 5:52 (17:58)
- 71 Matt Bovard 5:58, 6:32 (12:30), 6:09 (18:39)
- 75 Ryan Bowald (2:53, 3:13) 6:06, 6:24 (12:30), 6:21 (18:51)
- 79 David Starzec 6:06, 6:40 (12:46), 6:07 (18:53)
- 90 Andrew Cummings (2:54, 3:14) 6:08, 6:45 (12:53), 6:24 (19:17)
- 134 Manish Raheja (3:04, 3:33) 6:37, 7:11 (13:48), 7:00 (20:48)
- 157 Liam Walsh (3:11, 3:44) 6:55, 7:47 (14:42), 7:31 (22:13)

Sophomores:

- 1 Dylan Jacobs (2:22, 2:31) 4:53, 5:13 (10:06), 0:21 (10:27)
- 7 Nick Gonsch (2:32, 2:55) 5:27, 5:42 (11:09), 0:18 (11:27)
- 13 Robbie Siezckowski (2:34, 2:51) 5:25, 5:50 (11:15), 0:22 (11:37)
- 15 Brendan Duffy (2:33, 2:52) 5:25, 5:52 (11:17), 0:23 (11:40)
- 18 Ryan Wagner (2:38, 2:57) 5:35, 5:49 (11:24), 0:24 (11:48)
- 34 Patrick Morris (2:46, 3:05) 5:51, 6:10 (12:01), 0:24 (12:25)
- 40 Xander Furmanek (2:47, 3:11) 5:58, 6:24 (12:22), 0:25 (12:47)
- 45 Noor Moazzam (2:53, 3:14) 6:07, 6:35 (12:42), 0:22 (13:04)
- 49 Michael Zambrano (2:45, 3:15) 6:00, 6:51 (12:51), 0:23 (13:14)
- 59 Eric Macak (2:54, 3:27) 6:21, 7:12 (13:33), 0:24 (13:57)
- 60 Jack Fornaris (3:09, 3:18) 6:27, 7:07 (13:34), 0:26 (14:00)

71 Finn Haran (3:10, 3:46) 6:56, 7:27 (14:23), 0:23 (14:46)

Freshmen:

6 Nico Calderon (2:36, 2:55) 5:31, 6:00 (11:31), 0:23 (11:54)
26 John Cunningham (2:54, 3:09) 6:03, 6:23 (12:26), 0:26 (12:52)
31 Peter Bukiri (3:01, 3:12) 6:13, 6:20 (12:33), 0:24 (12:57)
41 Randy Apter (3:05, 3:15) 6:20, 6:41 (13:01), 0:24 (13:25)
45 Eric Kenes (3:01, 3:20) 6:21, 6:43 (13:04), 0:25 (13:29)
49 Ben Walter (3:05, 3:22) 6:27, 6:42 (13:09), 0:24 (13:33)
59 Sam Lane (3:01, 3:20) 6:21, 7:01(13:22), 0:28 (13:50)
62 Dominik Skowronski (3:05, 3:22) 6:27, 7:00 (13:27), 0:28 (13:55)
66 Andrew Carollo (3:04, 3:25) 6:29, 7:04 (13:33), 0:28 (14:01)
69 Miles Appelido (3:02, 3:36) 6:38, 7:12 (13:50), 0:22(14:12)
74 Kyle Mathas (3:09, 3:32) 6:41, 7:19 (14:00), 0:25 (14:25)
75 Matt Sak (3:11, 3:33) 6:44, 7:17 (14:01), 0:24 (14:25)
85 Marcelo Claure (3:23, 3:38) 7:01, 7:32 (14:33), 0:30 (15:03)
90 Jeffrey Spaargaren (3:22, 3:43) 7:05, 7:46 (14:51), 0:31 (15:22)
91 Sean Pittacora (3:13, 3:57) 7:10, 7:52 (15:02), 0:24 (15:26)
92 Matthew Carlson (3:22, 3:51) 7:13, 7:50 (15:03), 0:25 (15:28)
102 Jacob Karp (3:20, 3:47) 7:07, 8:16 (15:23), 0:27 (15:50)
105 Dershawn Blissett (3:34, 4:01) 7:35, 8:07 (15:42), 0:28 (16:10)

Varsity

3 Max Lehnhardt (2:22, 2:33) 4:55, 5:10 (10:05), 4:54 (14:59)
6 Sean Torpy (2:22, 2:33) 4:55, 5:12 (10:07), 5:00 (15:07)
7 Tom Brennan (2:22, 2:33) 4:55, 5:16 (10:11), 4:57 (15:08)
8 Chris Torpy (2:22, 2:33) 4:55, 5:17 (10:12), 4:56 (15:08)
12 Brandon Lukas (2:22, 2:33) 4:55, 5:13 (10:08), 5:08 (15:16)
13 David Gleisner (2:22, 2:33) 4:55, 5:16 (10:11), 5:06 (15:17)
14 Martin Skucas (2:23, 2:32) 4:55, 5:21 (10:16), 5:11 (15:27)

Open:

1 Dan Laskero (2:25, 2:39) 5:04, 5:19 (10:23), 5:07 (15:30)
2 Paul Siezckowski (2:27, 2:43) 5:10, 5:20 (10:30), 5:14 (15:44)
3 Anthony Lifonti (2:32, 2:45) 5:17, 5:25 (10:42), 5:12 (15:54)
5 Pat Foster (2:28, 2:45) 5:13, 5:34 (10:47), 5:20 (16:07)
9 Alex Szymanski (2:30, 2:45) 5:15, 5:49 (11:04), 5:23 (16:27)
10 John Wagner 5:26, 5:42 (11:08), 5:20 (16:28)
12 Miles Draskovic (2:34, 2:53) 5:27, 5:37 (11:04), 5:27 (16:31)
15 Tom Marchese (2:33, 2:52) 5:25, 5:49 (11:14), 5:36 (16:50)
19 Lou Cavalier 5:33, 5:40 (11:13), 5:41 (16:54)
27 Danny Papan 5:34, 6:02 (11:36), 5:42 (17:18) 29th
31 Kyle Stogin 5:40, 5:59 (11:39), 5:43 (17:22) 30th
32 Nicholas Carollo (2:38, 2:55) 5:33, 6:03 (11:36), 5:46 (17:22)
35 Nathan Arrigoni 5:38, 5:56 (11:34), 5:54 (17:28)
41 Ben Cachares 5:46, 6:10 (11:56), 5:45 (17:41)
42 Josh Nolan 5:45, 6:09 (11:54), 5:49 (17:43)

- 48 Andrew Peters (2:50, 3:02) 5:52, 6:14 (12:06), 5:52 (17:58)
- 71 Matt Bovard 5:58, 6:32 (12:30), 6:09 (18:39)
- 75 Ryan Bowald (2:53, 3:13) 6:06, 6:24 (12:30), 6:21 (18:51)
- 79 David Starzec 6:06, 6:40 (12:46), 6:07 (18:53)
- 90 Andrew Cummings (2:54, 3:14) 6:08, 6:45 (12:53), 6:24 (19:17)
- 134 Manish Raheja (3:04, 3:33) 6:37, 7:11 (13:48), 7:00 (20:48)
- 157 Liam Walsh (3:11, 3:44) 6:55, 7:47 (14:42), 7:31 (22:13)

Sophomores:

- 1 Dylan Jacobs (2:22, 2:31) 4:53, 5:13 (10:06), 0:21 (10:27)
- 7 Nick Gonsch (2:32, 2:55) 5:27, 5:42 (11:09), 0:18 (11:27)
- 13 Robbie Sieczkowski (2:34, 2:51) 5:25, 5:50 (11:15), 0:22 (11:37)
- 15 Brendan Duffy (2:33, 2:52) 5:25, 5:52 (11:17), 0:23 (11:40)
- 18 Ryan Wagner (2:38, 2:57) 5:35, 5:49 (11:24), 0:24 (11:48)
- 34 Patrick Morris (2:46, 3:05) 5:51, 6:10 (12:01), 0:24 (12:25)
- 40 Xander Furmanek (2:47, 3:11) 5:58, 6:24 (12:22), 0:25 (12:47)
- 45 Noor Moazzam (2:53, 3:14) 6:07, 6:35 (12:42), 0:22 (13:04)
- 49 Michael Zambrano (2:45, 3:15) 6:00, 6:51 (12:51), 0:23 (13:14)
- 59 Eric Macak (2:54, 3:27) 6:21, 7:12 (13:33), 0:24 (13:57)
- 60 Jack Fornaris (3:09, 3:18) 6:27, 7:07 (13:34), 0:26 (14:00)
- 71 Finn Haran (3:10, 3:46) 6:56, 7:27 (14:23), 0:23 (14:46)

Freshmen:

- 6 Nico Calderon (2:36, 2:55) 5:31, 6:00 (11:31), 0:23 (11:54)
- 26 John Cunningham (2:54, 3:09) 6:03, 6:23 (12:26), 0:26 (12:52)
- 31 Peter Bukiri (3:01, 3:12) 6:13, 6:20 (12:33), 0:24 (12:57)
- 41 Randy Apter (3:05, 3:15) 6:20, 6:41 (13:01), 0:24 (13:25)
- 45 Eric Kenes (3:01, 3:20) 6:21, 6:43 (13:04), 0:25 (13:29)
- 49 Ben Walter (3:05, 3:22) 6:27, 6:42 (13:09), 0:24 (13:33)
- 59 Sam Lane (3:01, 3:20) 6:21, 7:01(13:22), 0:28 (13:50)
- 62 Dominik Skowronski (3:05, 3:22) 6:27, 7:00 (13:27), 0:28 (13:55)
- 66 Andrew Carollo (3:04, 3:25) 6:29, 7:04 (13:33), 0:28 (14:01)
- 69 Miles Appellido (3:02, 3:36) 6:38, 7:12 (13:50), 0:22(14:12)
- 74 Kyle Mathas (3:09, 3:32) 6:41, 7:19 (14:00), 0:25 (14:25)
- 75 Matt Sak (3:11, 3:33) 6:44, 7:17 (14:01), 0:24 (14:25)
- 85 Marcelo Claire (3:23, 3:38) 7:01, 7:32 (14:33), 0:30 (15:03)
- 90 Jeffrey Spaargaren (3:22, 3:43) 7:05, 7:46 (14:51), 0:31 (15:22)
- 91 Sean Pittacora (3:13, 3:57) 7:10, 7:52 (15:02), 0:24 (15:26)
- 92 Matthew Carlson (3:22, 3:51) 7:13, 7:50 (15:03), 0:25 (15:28)
- 102 Jacob Karp (3:20, 3:47) 7:07, 8:16 (15:23), 0:27 (15:50)
- 105 Dershawn Blissett (3:34, 4:01) 7:35, 8:07 (15:42), 0:28 (16:10)

Lions Pride - 9/5/2015

Lyons Township

Rankings

Event 6 Boys 3500 Meter Run CC Frosh

Name	Year School	Finals	Points
1 Stiglic, Jonathan	New Lenox (L	11:04.17	1
2 Siuda, Eddie	Downers Grov	11:28.06	2
3 Costello, Colin	LaGrange (Lyons)	11:28.58	3
4 Spears, Ian	Park Ridge (11:42.38	4
5 Englert, Andrew	New Lenox (L	11:45.15	
6 Calderon, Nicolas	Orland Park	11:54.86	5
7 Murphy, Kevin	LaGrange (Lyons)	12:02.55	6
8 Dempsey, Sean	Park Ridge (12:10.49	7
9 Weigel, James	Downers Grov	12:12.22	8
10 Madaras, George	Chicago (Marist)	12:13.06	
11 Vctor, Cade	New Lenox (L	12:13.64	9
12 Auchtstetter, Kyle	New Lenox (L	12:17.94	10
13 Smith, Greg	LaGrange (Lyons)	12:21.72	11
14 Dziedzic, Nick	Downers Grov	12:26.24	12
15 Harper, Nick	Palos Hills (Stagg)	12:27.78	13
16 Maguo, Chris	Riverside (R	12:29.04	
17 Dobrilovic, Danillo	Park Ridge (12:32.80	14
18 Esparza, Julian	New Lenox (L	12:38.31	
19 Sodaro, Sean	Park Ridge (12:39.57	15
20 Eby, Jacob	LaGrange (Lyons)	12:41.85	16
21 Robinson, Theo	Downers Grov	12:43.41	17
22 Sikorski, Scott	LaGrange Par	12:44.92	18
23 Murray, Matthew	LaGrange (Lyons)	12:45.67	19
24 Hanafin, Lucas	LaGrange (Lyons)	12:46.98	20
25 Laurich, Ben	Downers Grov	12:48.94	21
26 Cunningham, John	Orland Park	12:52.48	22
27 Schaufelberger, Owen	LaGrange (Lyons)	12:53.19	23
28 Fennema, Tyler	LaGrange (Lyons)	12:53.89	
29 Kinnavy, Micheal	Park Ridge (12:54.69	24
30 Trost, Ethan	New Lenox (L	12:55.72	25
31 Bukiri, Peter	Orland Park	12:57.13	26
32 Tauber, Austin	Park Ridge (13:00.81	27
33 Rein, Sean	Chicago (Marist)	13:03.73	
34 Willer, George	Downers Grov	13:09.60	28
35 Bonfiglio, Ryan	LaGrange (Lyons)	13:13.49	
36 Gade, Matt	Hoffman Esta	13:14.60	29
37 Kittl, Kaleb	New Lenox (L	13:15.35	30
38 Tanquilit, Eugene	New Lenox (L	13:15.96	31
39 Raymond, Connor	Riverside (R	13:17.04	
40 Garcia, Matt	Downers Grov	13:18.06	32
41 Apter, Randy	Orland Park	13:25.53	33
42 Haggerty, John	LaGrange (Lyons)	13:26.13	
43 Stout, William	Villa Park (13:29.05	
44 Williams, Dylan	New Lenox (L	13:29.41	
45 Kenes, Eric	Orland Park	13:29.89	34
46 Picton, Zach	Riverside (R	13:30.62	
47 Mora, Henry	Downers Grov	13:31.69	
48 Woywod, August	LaGrange (Lyons)	13:32.66	
49 Walter, Ben	Orland Park	13:33.17	35
50 Block, Dylan	Hoffman Esta	13:35.14	36
51 Gleeson, Tommy	Chicago (Bro	13:35.58	37
52 Morales, Travis	LaGrange (Lyons)	13:37.97	

Lions Pride - 9/5/2015

Lyons Township

Rankings

....Event 6 Boys 3500 Meter Run CC Frosh

53 Ludewig, Mitch	Downers Grov	13:43.83	
54 Gomes, Jareth	Hoffman Esta	13:44.67	38
55 Dunn, Colin	Downers Grov	13:47.49	
56 Spellman, Dan	Chicago (Bro	13:47.96	39
57 Lomalie, Mike	New Lenox (L	13:48.83	
58 Royle, Brock	Downers Grov	13:49.78	
59 Lane, Samuel	Orland Park	13:50.58	40
60 Conroy, Brendan	Palos Hills (Stagg)	13:51.13	41
61 McBride, Aidan	LaGrange (Lyons)	13:51.71	
62 Skowronski, Dominik	Orland Park	13:55.31	
63 Pennix, Lucas	Chicago (Marist)	13:56.12	
64 Staubus, Steven	LaGrange Par	13:56.72	42
65 Schneider, Braden	LaGrange Par	13:59.67	43
66 Carollo, Andrew	Orland Park	14:01.74	
67 Browne, Rory	Lowell	14:09.74	
68 Cano, Christian	LaGrange Par	14:10.31	44
69 Appellido, Miles	Orland Park	14:12.44	
70 Jarmillo, Manual	LaGrange (Lyons)	14:14.96	
71 Lynch, Ben	LaGrange (Lyons)	14:16.35	
72 Patel, Jalen	Hoffman Esta	14:19.12	45
73 Villarreal, Ben	Palos Hills (Stagg)	14:23.21	46
74 Mathas, Kyle	Orland Park	14:25.02	
75 Sak, Matt	Orland Park	14:25.79	
76 Diaz, Anthony	LaGrange (Lyons)	14:34.59	
77 Albano, David	Palos Hills (Stagg)	14:35.18	47
78 Loch, Tom	Chicago (Marist)	14:35.83	
79 Bruinius, Jake	Lowell	14:40.42	
80 Sullivan, David	LaGrange Par	14:44.81	48
81 Titzer, David	LaGrange Par	14:49.52	49
82 Reddington, Jack	Chicago (Bro	14:50.87	50
83 Molenhouse, Nicholas	New Lenox (L	14:56.95	51
84 Salvino, Austin	Downers Grov	15:00.74	
85 Claure, Marcelo	Orland Park	15:03.26	
86 Hauser, Adam	Park Ridge (15:04.40	52
87 Mcquire, Aiden	Chicago (Bro	15:05.27	53
88 Lee, Kevin	Hoffman Esta	15:07.06	54
89 Cummings, Matt	Villa Park (15:10.68	
90 Spaargaren, Jeffrey	Orland Park	15:22.73	
91 Pittacora, Sean	Orland Park	15:26.59	
92 Carlson, Matthew	Orland Park	15:28.42	
93 Motto, William	New Lenox (L	15:29.17	
94 Garner, Joe	Villa Park (15:29.79	
95 Porch, Sam	Lowell	15:30.42	
96 McCall, Patrick	Park Ridge (15:33.76	
97 Valentino, Andrew	LaGrange (Lyons)	15:36.98	
98 Shosharay, Asad	LaGrange (Lyons)	15:41.47	
99 Hauser, Ryan	Park Ridge (15:42.84	
100 Soltis, Justin	LaGrange (Lyons)	15:43.81	
101 Boysen, Caleb	Hoffman Esta	15:48.67	55
102 Karp, Jacob	Orland Park	15:50.56	
103 Pandya, Het	Hoffman Esta	15:59.68	56
104 Fitzwater, Andrew	Lowell	16:09.27	
105 Blissett, Darshawn	Orland Park	16:10.01	
106 Quinn, Nolan	Chicago (Bro	16:26.01	57
107 Peloso, Matt	Downers Grov	16:35.84	

Lions Pride - 9/5/2015

Lyons Township

Rankings

Event 8 Boys 3500 Meter Run CC Soph

Name	Year School	Finals	Points
1 Jacobs, Dylan	Orland Park	10:27.66	1
2 Tarasuk, Andrew	LaGrange (Lyons)	11:11.00	2
3 Hutchinson, Zak	New Lenox (L	11:17.65	3
4 Christopher, Brandon	Park Ridge (11:24.78	4
5 Mellema, Jake	Park Ridge (11:26.10	5
6 VanKoevering, Luke	LaGrange (Lyons)	11:27.03	6
7 Gonsch, Nick	Orland Park	11:27.67	7
8 Lewandowski, Trevor	LaGrange (Lyons)	11:28.25	8
9 O'Brien, Connor	Riverside (R	11:29.14	9
10 Sagan, Jack	Riverside (R	11:34.57	10
11 Kane, Patrick	LaGrange (Lyons)	11:35.22	11
12 Harders, Charles	LaGrange (Lyons)	11:36.18	12
13 Sieczkowski, Robbie	Orland Park	11:37.51	13
14 Rittenbacher, Nate	New Lenox (L	11:38.97	14
15 Duffy, Brendan	Orland Park	11:40.63	15
16 Prendergast, Ryan	Park Ridge (11:41.37	16
17 Smith, Michael	LaGrange (Lyons)	11:45.34	17
18 Wagner, Ryan	Orland Park	11:48.32	18
19 Lenz, Dan	New Lenox (L	11:53.89	19
20 Sloan, Steve	Chicago (Bro	11:57.52	
21 Wagner, Alex	Park Ridge (11:59.01	20
22 Sornat, Martin	Park Ridge (12:03.45	21
23 Thorsen, Matt	Park Ridge (12:04.24	22
24 Floyd, Chris	Hoffman Esta	12:04.81	23
25 Noel, Jason	Riverside (R	12:06.17	24
26 Mavon, Charles	LaGrange (Lyons)	12:06.93	25
27 Ozer, Jonah	LaGrange (Lyons)	12:08.76	
28 Garbe, Nick	LaGrange (Lyons)	12:14.69	
29 Patel, Dhruv	Hoffman Esta	12:15.47	26
30 Rudofski, Stephen	LaGrange (Lyons)	12:18.01	
31 Voris, Gavin	Park Ridge (12:22.12	27
32 Cranny, Ben	LaGrange (Lyons)	12:24.53	
33 Morimoto, Kyle	Hoffman Esta	12:24.90	28
34 Morris, Patrick	Orland Park	12:25.39	29
35 Hahn, Ryan	Riverside (R	12:29.04	30
36 Schneider, Lucas	Hoffman Esta	12:29.58	31
37 Metzger, Brian	LaGrange Par	12:30.13	
38 Torrens, Sam	Hoffman Esta	12:40.99	32
39 Nyhan, Daniel	LaGrange (Lyons)	12:42.78	
40 Furmanek, Xander	Orland Park	12:47.41	33
41 Manos, Steven	Park Ridge (12:48.29	
42 Collins, Malachy	LaGrange (Lyons)	13:00.34	
43 Lack, Aaron	LaGrange (Lyons)	13:02.39	
44 Brown, John	LaGrange (Lyons)	13:03.21	
45 Moazzam, Noor	Orland Park	13:04.80	
46 Frank, Sebastian	Hoffman Esta	13:05.77	34
47 Thotakura, Amanchand	Hoffman Esta	13:10.08	35
48 Boo, Jack	LaGrange (Lyons)	13:10.94	
49 Zambrano, Michael	Orland Park	13:14.60	
50 Santora, Joe	Park Ridge (13:15.15	
51 Valentino, Aaron	LaGrange (Lyons)	13:21.42	
52 Burke, Jack	LaGrange (Lyons)	13:27.50	

Lions Pride - 9/5/2015

Lyons Township
Rankings

Event 2 Boys 5k Run CC JV

Name	Year School	Finals	Points
1 Laskero, Dan	Orland Park	15:30.10	1
2 Siezckowski, Paul	Orland Park	15:44.35	2
3 Lifonti, Anthony	Orland Park	15:54.69	3
4 McCarthy, Tim	LaGrange (Lyons)	16:04.12	4
5 Foster, Pat	Orland Park	16:07.50	5
6 Palmer, Dan	LaGrange (Lyons)	16:08.89	6
7 Sutschek, Ray	Park Ridge (16:20.98	7
8 Best, Andrew	LaGrange (Lyons)	16:23.16	8
9 Szymanski, Alex	Orland Park	16:27.96	9
10 Wagner, John	Orland Park	16:28.46	10
11 Morales, Tyler	LaGrange (Lyons)	16:29.59	11
12 Draskovic, Miles	Orland Park	16:31.34	12
13 Delaney, Nolan	LaGrange (Lyons)	16:32.54	13
14 Lynch, Alex	LaGrange (Lyons)	16:46.72	14
15 Marchese, Tom	Orland Park	16:50.16	
16 Tirado, Raul	Lowell	16:52.68	15
17 Corning, Bobby	Lowell	16:53.15	16
18 Rosas, Fernando	Lowell	16:53.73	17
19 Cavalier, Lou	Orland Park	16:54.91	
20 Herman, Brandon	LaGrange (Lyons)	16:56.66	18
21 Cushing, John	LaGrange (Lyons)	17:00.44	
22 Hagan, John	LaGrange (Lyons)	17:01.99	
23 Garino, Glen	Park Ridge (17:06.28	19
24 Barkauskas, Lukas	LaGrange (Lyons)	17:06.76	
25 Groya, Henry	LaGrange (Lyons)	17:08.28	
26 Cox, Anders	Park Ridge (17:17.19	20
27 Papan, Danny	Orland Park	17:18.85	
28 Ghosh, Akhil	Downers Grov	17:20.08	21
29 Gregory, Charlie	Palos Hills (Stagg)	17:21.13	22
30 VanSchouwen, Hunter	Lowell	17:21.80	23
31 Stogin, Kyle	Orland Park	17:22.63	
32 Carollo, Nicholas	Orland Park	17:22.91	
33 Zarate, Christian	LaGrange Par	17:25.97	24
34 Alvarez, Mark	Downers Grov	17:27.32	25
35 Arrigoni, Nathan	Orland Park	17:28.30	
36 Edwards, Adam	Lowell	17:33.39	26
37 Dreyer, Rylan	Downers Grov	17:36.66	27
38 Love, Jackson	Lowell	17:37.16	28
39 Smith, Cole	LaGrange (Lyons)	17:37.82	
40 Ortwig, Alex	Park Ridge (17:40.60	29
41 Cachares, Ben	Orland Park	17:41.33	
42 Nolan, Josh	Orland Park	17:43.89	
43 LaLonde, Luke	Downers Grov	17:45.92	30
44 Mielczarek, Caden	Lowell	17:47.08	31
45 Vowell, Jake	Park Ridge (17:47.94	32
46 Browne, Kevin	Lowell	17:49.99	
47 Cummings, Colton	Lowell	17:55.96	
48 Peters, Andrew	Orland Park	17:58.93	
49 Salazar, Jack	LaGrange (Lyons)	18:01.82	
50 Hall, Kyle	Downers Grov	18:02.47	33
51 Scriba, Sam	LaGrange (Lyons)	18:03.28	
52 Carpenter, Joe	Park Ridge (18:05.37	34

Lions Pride - 9/5/2015

Lyons Township
Rankings

....Event 2 Boys 5k Run CC JV

53 Paniagua, Omar	LaGrange Par	18:06.83	35
54 Grigus, Joe	Park Ridge (18:09.24	36
55 McGreal, Devin	New Lenox (L	18:12.40	37
56 Caron, Matt	Villa Park (18:14.83	38
57 Sundermeier, Mike	Chicago (Bro	18:19.44	39
58 Arndt, Colin	Lowell	18:19.79	
59 Garza, Christian	LaGrange (Lyons)	18:20.28	
60 Harper, Pat	Palos Hills (Stagg)	18:21.34	40
61 Gabriel, Christian	New Lenox (L	18:23.83	41
62 Childress, Julian	Lowell	18:25.48	
63 Hess, Joeseeph	LaGrange (Lyons)	18:25.95	
64 Mazzone, Nick	LaGrange (Lyons)	18:27.47	
65 McDermott, Rory	LaGrange (Lyons)	18:28.46	
66 Connolly, Grant	Downers Grov	18:29.24	42
67 Gruchalski, Alec	Villa Park (18:31.69	43
68 Allegretti, Nick	Riverside (R	18:36.83	44
69 Kelly, Jack	Chicago (Marist)	18:38.42	
70 McKenzie, Kevin	LaGrange (Lyons)	18:38.98	
71 Bovard, Matt	Orland Park	18:39.89	
72 Mohan, Matt	Palos Hills (Stagg)	18:42.72	45
73 Wojcicki, Nicholas	LaGrange (Lyons)	18:44.25	
74 Pappageorge, Chris	Park Ridge (18:46.71	
75 Bowald, Ryan	Orland Park	18:51.15	
76 Patel, Rikin	Hoffman Esta	18:51.69	46
77 Zavala, David	LaGrange Par	18:52.74	47
78 Garner, Jack	Villa Park (18:53.25	48
79 Starzec, David	Orland Park	18:53.70	
80 Kral, Brian	LaGrange (Lyons)	18:54.17	
81 Gage, Ryan	Downers Grov	18:54.73	49
82 Torres, Caesar	Chicago (Bro	18:58.37	50
83 Canfield, Jeremy	Downers Grov	18:59.87	
84 Titzer, Charles	LaGrange Par	19:03.71	51
85 Mikulski, Tim	LaGrange (Lyons)	19:04.89	
86 Smid, Stan	Downers Grov	19:10.77	
87 Patel, David	Downers Grov	19:12.34	
88 Shah, Sayuj	Downers Grov	19:12.94	
89 Perez, Caleb	Villa Park (19:13.75	52
90 Cummings, Andrew	Orland Park	19:17.26	
91 Sapra, Kirtan	Hoffman Esta	19:20.64	53
92 Verr, Andrew	Villa Park (19:22.60	54
93 Klutcharch, Matt	Chicago (Bro	19:23.57	55
94 Aleck, Matt	Palos Hills (Stagg)	19:24.31	56
95 Einhorn, Alex	Palos Hills (Stagg)	19:27.25	57
96 Karr, Zach	Palos Hills (Stagg)	19:28.18	58
97 Flannery, Michael	Lowell	19:29.92	
98 Carmody, Austin	LaGrange (Lyons)	19:30.76	
99 Panek, Jake	LaGrange Par	19:31.52	59
100 Mistrata, Charlie	Park Ridge (19:34.14	
101 Berger, Matthew	LaGrange Par	19:46.19	60
102 Roth, Max	Riverside (R	19:46.79	61
103 Babu, Alex	Villa Park (19:47.34	62
104 Janney, Ryan	Riverside (R	19:47.81	63
105 Beine, William	Downers Grov	19:48.51	
106 Jones, Evan	Riverside (R	19:57.80	64
107 Schwabe, Peter	LaGrange (Lyons)	20:00.05	

Lions Pride - 9/5/2015

Lyons Township
Rankings

....Event 2 Boys 5k Run CC JV

108	Janicki, Adam	LaGrange (Lyons)	20:00.51	
109	Wilson, Spencer	LaGrange Par	20:01.74	65
110	Nelson, Cole	Park Ridge (20:04.81	
111	McQuillan, Michael	LaGrange (Lyons)	20:06.45	
112	Krzysiak, Maciej	Palos Hills (Stagg)	20:08.03	66
113	Bolisay, Nick	LaGrange Par	20:08.54	
114	Greving, Mason	LaGrange (Lyons)	20:10.72	
115	Javadi, Maziar	LaGrange (Lyons)	20:14.37	
116	Esparza, Manual	LaGrange Par	20:15.29	
117	Leet, Kevin	New Lenox (L	20:15.79	67
118	Tinoco, Joshua	Downers Grov	20:16.42	
119	Luxem, John	LaGrange (Lyons)	20:18.87	
120	Mogorovic, Jakob	LaGrange (Lyons)	20:19.64	
121	saggau, Tom	LaGrange (Lyons)	20:23.87	
122	Darrow, Dillon	Villa Park (20:24.61	68
123	Christiansen, Jacob	Villa Park (20:27.90	
124	Kline, Corey	LaGrange (Lyons)	20:28.41	
125	Creevy, Alexander	LaGrange Par	20:34.32	
126	Sheehan, Sean	New Lenox (L	20:35.76	69
127	Walsh, Thomas	Hoffman Esta	20:37.28	70
128	Romero, Stephen	LaGrange (Lyons)	20:39.27	
129	Estrada, Dylan	Park Ridge (20:46.12	
130	Sloyan, William	LaGrange (Lyons)	20:46.50	
131	Walsh, Steven	Palos Hills (Stagg)	20:47.28	
132	Bisping, Richie	Lowell	20:48.03	
133	Bryan, Vince	Villa Park (20:48.51	
134	Raheja, Manish	Orland Park	20:48.97	
135	Bullard, Jacob	Downers Grov	20:50.33	
136	Ottolina, Luca	LaGrange (Lyons)	20:53.41	
137	Racelis, Cameron	LaGrange (Lyons)	20:57.71	
138	Hudec, Jack	Downers Grov	20:58.74	
139	Iturralde, Austin	LaGrange (Lyons)	21:08.71	
140	Bednarczuk, Dawid	Palos Hills (Stagg)	21:09.66	
141	Mears, Jayson	Downers Grov	21:10.68	
142	Galloway, Reide	New Lenox (L	21:11.60	
143	Haberkorn, Ethan	New Lenox (L	21:14.11	71
144	Prystalski, Lenny	LaGrange (Lyons)	21:15.00	
145	Van Varen, Ben	LaGrange (Lyons)	21:16.58	
146	Herres, Nick	Palos Hills (Stagg)	21:17.66	
147	Petratis, Nick	Chicago (Bro	21:18.48	72
148	Eggerding, Peter	LaGrange (Lyons)	21:23.55	
149	Staron, Andrew	Palos Hills (Stagg)	21:25.79	
150	Wisniewski, Jakub	Downers Grov	21:32.88	
151	Ciesla, Gene	Villa Park (21:36.59	
152	Miley, Brad	Lowell	21:37.29	
153	Hawkins, Danny	LaGrange Par	21:38.22	
154	Moozhayil, Akash	Hoffman Esta	21:46.80	73
155	Martinez, RJ	Riverside (R	21:47.49	74
156	Quiroz, Luis	Palos Hills (Stagg)	21:50.03	
157	Walsh, Liam	Orland Park	22:13.57	
158	Sida, Manny	Riverside (R	22:15.20	75
159	Dellios, Alex	LaGrange (Lyons)	22:30.01	
160	Ellefson, Eric	Hoffman Esta	22:30.44	76
161	Moran, Kevin	LaGrange (Lyons)	22:32.26	
162	Chang, Eliot	Hoffman Esta	22:51.53	77

Lions Pride - 9/5/2015

Lyons Township

Rankings

Event 4 Boys 5k Run CC Varsity

Name	Year School	Finals	Points
46 Unknown		16:49.78	
67 Unknown		17:51.08	
1 Zona, Vince	LaGrange (Lyons)	14:50.38	1
2 Madell, Connor	LaGrange (Lyons)	14:55.14	2
3 Lehnhardt, Max	Orland Park	14:59.20	3
4 Jordan, Reese	Park Ridge (15:01.24	4
5 Sodaro, Brian	Park Ridge (15:03.68	5
6 Torpy, Sean	Orland Park	15:07.22	6
7 Brennan, Tom	Orland Park	15:08.09	7
8 Torpy, Chris	Orland Park	15:08.84	8
9 Kilrea, Danny	LaGrange (Lyons)	15:09.84	9
10 Begeman, Matthew	LaGrange (Lyons)	15:13.45	10
11 Mitchell, Evan	New Lenox (L	15:13.92	11
12 Lukas, Brandon	Orland Park	15:16.97	12
13 Gleisner, David	Orland Park	15:17.80	13
14 Skucas, Martin	Orland Park	15:27.26	14
15 Pall, Alex	LaGrange (Lyons)	15:29.15	15
16 Boyer, Hunter	Lowell	15:36.20	16
17 Patejunas, Ralph	Park Ridge (15:38.10	17
18 O'Meara, Max	Downers Grov	15:41.57	18
19 Wilson, Matt	Lowell	15:43.83	19
20 Fleming, Alec	Lowell	15:44.46	20
21 Fishman, Zach	Park Ridge (15:48.20	21
22 Nunez, Mateo	Riverside (R	15:52.18	22
23 Pipilas, Stephen	Downers Grov	15:52.58	23
24 Hudak, Dustin	Lowell	15:53.74	24
25 Feehan, Mitch	New Lenox (L	15:55.78	25
26 Shanahan, Brian	Park Ridge (15:58.08	26
27 Van Tassel, Roland	LaGrange (Lyons)	16:03.05	27
28 Kutchek, Graham	LaGrange (Lyons)	16:06.24	28
29 Mongan, Jack	Chicago (Bro	16:14.01	29
30 Martinez, Marco	Villa Park (16:16.47	30
31 Zhou, Alan	Downers Grov	16:17.48	31
32 Fontanez, Lucas	Lowell	16:21.62	32
33 Giuliano, Jason	Hoffman Esta	16:22.64	33
34 Serrano, Chris	Hoffman Esta	16:29.42	34
35 Wagner, Matt	Chicago (Marist)	16:31.01	35
36 Tarantino, Jared	Palos Hills (Stagg)	16:31.96	36
37 Coppens, Nathan	New Lenox (L	16:32.95	
38 Andrew, LeMesurier	Riverside (R	16:34.06	37
39 Goyal, Armaan	Hoffman Esta	16:36.10	38
40 Rutkowski, Austin	Downers Grov	16:36.74	39
41 McCarrick, Joe	Park Ridge (16:37.88	40
42 O'Farrell, Kyle	Chicago (Marist)	16:42.53	41
43 Motto, Peter	New Lenox (L	16:45.70	42
44 Leonard, Vince	Park Ridge (16:46.26	43
45 Rosas, Ozzy	Lowell	16:46.71	44
46 Greene, Brady	New Lenox (L	16:55.40	45
47 Scheffel, Zach	Downers Grov	16:57.57	46
48 Taylor, Ryan	New Lenox (L	16:58.11	47
49 Fukuda, Atsuhiro	Hoffman Esta	17:00.39	48
50 Sweeney, Joe	Chicago (Bro	17:03.92	49



SANDBURG CROSS COUNTRY

NEWS AND NOTES

*HBS RUNNERS OF THE WEEK: Lou Cavalier, Alex Szymanski, Xander Furmanek,
Peter Burkiri*

Reavis Invitational
Saturday, Sept. 12, 2015

50's, rain off and on, sunny later, wind, wet course, *new course layout

COACH'S COMMENTS:

After missing our first invite last weekend, it was great to see our guys compete this week. Reavis is a 20 team invitational and with our entire group from the varsity Lyons race, our sophomore champ, Dylan Jacobs, and Paul Sieczkowski all watching from the sidelines we still competed our way to three big team victories. As I mentioned on Saturday, everyone was in a new role this week and our focus was on believing we all deserve greatness and competing in a way that displays that belief. We can talk all we want but a race always reveals our belief (or lack of it). I was thrilled to see that we responded by using the meet for what it was meant for: as a way to push beyond our barriers. Too often in life we find reasons to be "not good enough," and we find reasons for others to be better. This season, I ask that everyone believes big things for themselves and the team. Risk big. Go all in. Run with your soul.

Our sophomores took to the front of the pack with that kind of risk-taking mentality. It's important for them to develop the right competitive mindset this season. Of course, going to the front at the beginning of a race often conveys belief, but real belief is seeing it through when it gets tough. A couple of guys really showed that: **Nico Calderon** was an aggressive mid-race runner and shows he's got the heart of a champion. Moving into the Sophomore race this week, he wasn't the least bit interested in settling into the pack. **Robbie Sieczkowski** always attacks the race. After getting through some early season health issues, he's ready to really do some great things. His health, combined with his racing toughness, will make for some exciting performances in the next few weeks. **Xander Furmanek** also was unwilling to settle in. After the first mile it would have been easy for him to accept his role as a non-scorer or simply stay more comfortable in his position. He's put himself on another level this season—I hope he continues to be unwilling to settle. **Nick Gonsch** had another great opening and close. He is still saving too much for his kick. Let's zero in on staying in the race segments and trusting that we'll have a kick in the end even though we are going all in mid race. We have a huge challenge ahead in the sophomore race at PND—it will be a tough race and we'll need everyone to be ready to fight in the mix of big competition. It's one thing to do it when you have space and an easier time finding mid race feedback, it's another when the race is packed full of competitors.

This brings me to one of the main points we'll need to bring with us the rest of the way: race the people around you, don't just run with them. There is a huge difference between being in the race and running with people versus racing people. The people at the very front of the race often benefit from duking it out with the 3-4 other runners who are competing for the top spot. This puts them even further ahead of the field. Meanwhile, the typical runner who isn't a part of the very front of the race often end up "running with people" rather than competing against them. If you find yourself in the heat of a pack, then you need to reframe the race into a race against the five guys around you and in front of you. Start working to beat them, not just run with them. Work to pass. If you find yourself racing your way ahead of those five guys, then reapply the same psychology to the next group. Let's compete!

The varsity showcased a group of guys I am really proud of. We have a bunch of seniors who have committed 100% to this sport and this team for their four years and they are running their best running as

seniors—this is what it's all about. Additionally, we had **Alex Szymanski** and **Tom Marchese** who have chosen to really make the most of their junior years and make a run for the state meet spots. I was so proud to go to the starting line with these guys. **Dan Laskero** is a guy who loves to race and took the opportunity to race even though he could have settled for doing a workout. He wanted to break through a new barrier. He went right to the front and pressed the whole way. I know he is ready to break 15:00 at Detweiller! **Patrick Foster** was embroiled in a heated battle with a small group of guys at the front of the pack behind Laskero. What an amazing season he's having! And **Alex Szymanski** has clearly made the decision to be great this year. He's getting tougher every week. That kick was unearthly. And I continue to say it, but **Anthony LiFonti** is the epitome of what we hope runners to be. His hard work and character is leading to a great season, and I know his best is going to really show up in Peoria. And how about **Big Lou Cavalier**? I *loved* his mindset on Saturday. He showed up determined to win his race and was poised and full of resolve. The gun went off and he pressed until he was the last man standing. Watching him roll toward the final straightaway toward his victory is already a highlight of the season for me. I loved the stubbornness of our next six guys, determined to make the Eagles the sweep winners of this race. **Kyle Stogin** was unwilling to break as he was challenged late in the race. And I have to say that **Josh Nolan** has progressed really well and is looking tough. **Andrew Peters** continues to roll through this season. He represents exactly why we want everyone all in: you reach a level of reward and experience the purpose of the sport only by giving the sport everything you have to offer. Peters is displaying this rewarding experience through his racing right now. **Peter Burkiri** has really emerged as a great runner. He's come on strong in the last few weeks and shows so much promise in this sport. He works hard and he shows off that toughness in the race. He's dropped over two minutes since time trial! Likewise, **John Cunningham** has also dropped a bunch of time and is certainly on the verge of breaking 19:00. I love his attitude. What's so exciting about the freshmen is that they all entered with a certain time very early on in the season at color wars. Now we see every week how hard they are willing to work to improve. It's simple. It's not about trick plays, being tall, or figuring out how to throw a curve ball. It's all about how much work you are willing to put into your running; the more you are willing to work, the better you'll become. Overall, we've had some great improvements in a short amount of time. Let's keep working, let's keep getting better, let's keep focusing on how we think and how we can override challenging moments with our best mentality.

Peoria will challenge us physically and mentally. Ultra-competitive environments with additional distractions is a perfect way to truly test your confidence and your ability to problem solve and stay in the moment. There are those who want to be the best and those who have the will to be the best. Big difference. One thing I have learned this week: if you care enough there is no such thing as too tired. Remember that when you go to race!

TIDBITS:

- ✓ Thanks to the parents, family and friends who have been coming out to the meets and showing support.
- ✓ Saturday is the Peoria Notre Dame Inv. Travel time is approx. 2.5 hours. We will also be spending a little time on state meet strategy after the race, so we will not be getting back until early evening (more precise timeline is forthcoming). We can only take 50 of our 65 guys due to bus restrictions.
- ✓ Awesome job showing up to the Jane Caliendo 5k to show your support for the school and the Caliendo family!
- ✓ **WE NEED TO WORK ON OUR RACE PROCEDURES—JOGGING TO THE LINE TOGETHER, GETTING TOGETHER IMMEDIATELY AFTER THE RACE, AND MAKING SURE WE ARE CONGRATULATING EVERYONE.**

WHAT'S NEXT: Goals for Peoria: Some of the best runners in the state are there. Let's go get 'em.. PR's for everyone.

Sub 16:30 Club for F/S and Sub 15:30 Club for juniors/seniors. New school record.

Sophomore:

Team Totals:

1. Sandburg--50	2. Hinsdale South--76	3. Lyons--79	4. Stagg--95	5. Marist--162
4. Gonsch	5:32—6:01/11:33—5:41	17:14		
5. R Sieczkowski	5:30—5:55/11:25—5:50	17:15		
11. Calderon	5:31—6:07/11:38—5:59	17:37		
14. Furmanek	5:42—6:03/11:45—5:55	17:40		
16. R Wagner	5:40—6:06/11:45—6:03	17:48		
21. Duffy	5:33—6:12/11:45—6:16	18:01		
23. Morris	5:49—6:17/12:06—6:04	18:10		

Varsity:

Team Totals:

1. Sandburg—31	2. Libertyville—79	3. Brother Rice—125	4. Hinsdale South—164	5. Stagg--176
1. Laskero	5:07—5:28/10:35—5:22	15:57		
4. Szymanski	5:15—5:43/10:58—5:28	16:26		
6. Foster	5:14—5:34/10:48—5:38	16:26		
9. Lifonti	5:15—5:47/11:02—5:38	16:40		
11. Draskovic	5:16—5:46/11:02—5:47	16:49		
18. Marchese	5:18—5:58/11:16—5:56	17:12		
20. J Wagner	5:26—5:59/11:25—5:51	17:16		

Open:

1. Cavalier	5:28—5:56/11:24—5:54	17:18
2. N Carollo	5:29—5:59/11:28—6:04	17:32
3. Cachares	5:36—6:05/11:41—5:57	17:38
4. Papan	5:29—6:13/11:42—6:03	17:45
5. Nolan	5:38—6:06/11:44—6:01	17:45
6. Arrigoni	5:41—6:03/11:44—6:03	17:47
7. Stogin	5:32—6:09/11:42—6:06	17:48
14. Peters	5:49—6:27/12:16—6:00	18:16
17. Bovard	5:59—6:23/12:22—6:15	18:37
20. Bukiri	12:32/6:17	18:47
24. Bowald	5:56—6:30/12:26—6:28	18:54
25. Starzec	5:54—6:41/12:32—6:27	18:59
32. Cunningham	6:14—6:28/12:42—6:23	19:05
34. Cummings	6:00—6:39/13:39—6:27	19:06
56. Lane	13:13—6:40	19:53
61. Moazzam	6:15—6:46/12:57—6:58	19:55
68. Kenes	13:23—6:39	20:02
71. Zambrano	13:13—6:52	20:05
73. Fornaris	13:23—6:46	20:09
80. Macak	13:27—6:52	20:19
85. Mathas	13:35—6:48	20:23
86. Walter	13:36—6:47	20:23
97. A Carollo	13:55—6:47	20:42
112. Appellido	14:07—6:05	21:02
113. Sak	14:07—6:55	21:02
115. Raheja	13:43—7:20	21:03
117. Ryan	13:56—7:09	21:05
147. Haran	14:23—7:16	21:39
163. Spaargaren	14:23—7:30	21:53
169. M Claire	14:22—7:41	22:03
198. Karp	15:02—7:44	22:46
204. Pettacora	15:15—7:38	22:53
212. Carlson	15:22—7:48	23:10
217. Kramer	15:25—7:50	23:15

Sandburg
CROSS COUNTRY

Kreppert Kompusport Software

Computerized Sports Timing & Scoring

[Home](#)
[Up](#)
[Search](#)
[Contents](#)
[Feedback](#)

Boys Fr/So

[Girls Fr/So](#)
[Boys Fr/So](#)
[Girls Varsity](#)
[Boys Varsity](#)
[Girls Open](#)
[Boys Open](#)


Sept. 11, 2001

And our flag was still there, o'er the Land of the Free, and the Home of the Brave.
God Bless America!

[View detail info about the meet.](#)

GPS coordinates, meet schedule, participating teams, course map, etc.

[Individual Results](#)

[Final Team Standings \(by points\)](#)

[Final Team Standings \(by time\)](#)

51st Annual Reavis Rams Invitational

September 12, 2015

Boys Fr/So

3.0 Miles

RACE RESULTS

Place	Ovral Score	School	Name	Time
1	1	Hinsdale South	Brett Haffner (So)	0:16:21.1
2	2	Stagg	Jared Tarantino (So)	0:16:43.3
3	3	Marist	Eddie Slack (Fr)	0:16:46.1
4	4	Sandburg	Nick Gonsch (So)	0:17:14.9
5	5	Sandburg	Robbie Sieczkowski (So)	0:17:15.8

6	6	Lyons Township	Michael Smith (So)	0:17:18.6
7	7	Hinsdale South	Trevor Schauer (So)	0:17:25.0
8	8	Libertyville	Albert Su (So)	0:17:27.5
9	9	Lyons Township	Kevin Murphy (Fr)	0:17:27.9
10	10	Brother Rice	Steve Sloan (So)	0:17:29.8
11	11	Sandburg	Nico Calderon (Fr)	0:17:37.2
12	12	Argo	Alvaro Barajas (So)	0:17:39.1
13	13	Stagg	Justin Hobart (So)	0:17:39.4
14	14	Sandburg	Xander Furmanek (So)	0:17:40.1
15	15	Lyons Township	Stephen Rudofski (So)	0:17:45.6
16	16	Sandburg	Ryan Wagner (So)	0:17:48.6
17	17	Hinsdale South	Trevor Lehmann (Fr)	0:17:53.0
18	18	Hinsdale South	Tim Rudolph (Fr)	0:17:56.5
19	19	Eisenhower	Josh English (So)	0:17:57.6
20	20	Solorio Academy	Brandon Galicia (Fr)	0:18:00.8
21	21	Sandburg	Brendan Duffy (So)	0:18:01.5
22	22	Stagg	Kyle Madura (So)	0:18:01.8
23	23	Sandburg	Patrick Morris (So)	0:18:10.2
24	24	Lyons Township	Charles Mavon (So)	0:18:11.4
25	25	Lyons Township	Ben Cranny (So)	0:18:15.0
26	26	Stagg	Nate Haeplin (So)	0:18:17.6
27	27	Solorio Academy	Martin Barrientos (Fr)	0:18:17.9
28	28	Homewood-Flossmoor	Max Dunlavy (So)	0:18:20.2
29	29	Lyons Township	Jonah Ozer (So)	0:18:23.9
30	30	Argo	Ernan Cruz (So)	0:18:29.0
31	31	Lyons Township	Lucas Hanafin (Fr)	0:18:30.2
32	32	Stagg	Nick Harper (Fr)	0:18:33.2
33	33	Hinsdale South	Christian Schulte (So)	0:18:33.5
34	34	Solorio Academy	Robert Perez (So)	0:18:34.7
35	35	Marist	Dennis Carroll (So)	0:18:35.2
36		Kennedy	Cristian Soto (Fr)	0:18:39.1
37	36	Marist	George Madaras (Fr)	0:18:41.1
38	37	Stagg	Matt Aleck (So)	0:18:50.4
39	38	Argo	Erick Lopez (So)	0:18:53.9
40	39	Argo	Carlos Delatorre (So)	0:19:02.0
41	40	Tinley Park	John Kennedy (So)	0:19:03.1
42		Mt. Carmel	Patrick Fagan (So)	0:19:03.5
43	41	Libertyville	Nicholas Otto (Fr)	0:19:11.7
44	42	Marist	Sean Rein (Fr)	0:19:13.8
45	43	Libertyville	Ben Moody (Fr)	0:19:17.7
46	44	Homewood-Flossmoor	Nicholas Holmgren (So)	0:19:22.5
47	45	Libertyville	Timothy Keating (Fr)	0:19:24.1
48	46	Marist	Mike McGrath (Fr)	0:19:26.0
49	47	Hinsdale South	Dylan Fichtelberg (So)	0:19:27.7
50	48	Stagg	Arnas Liesis (So)	0:19:32.6
51	49	Libertyville	Luke Herr (So)	0:19:35.9
52	50	Hinsdale South	Tanner Booth (Fr)	0:19:43.0
53	51	Libertyville	Connor Shinn (So)	0:19:45.8
54	52	Reavis	Alejandro Zambrano (Fr)	0:19:46.5
55	53	Brother Rice	Tommy Gleeson (Fr)	0:19:49.8
56	54	Homewood-Flossmoor	Wyatt Shipman (Fr)	0:19:54.7
57	55	Argo	Francisco Soto (So)	0:20:08.1
58	56	Eisenhower	Jed Pangan (Fr)	0:20:10.7
59	57	Eisenhower	Jared Saldana (Fr)	0:20:11.4
60	58	Libertyville	Matthew Beckman (Fr)	0:20:14.1
61	59	Oak Lawn	Zach Zobak (Fr)	0:20:15.4
62	60	Oak Lawn	Yousef Jaber (Fr)	0:20:16.6
63	61	Marist	Colin Tracy (Fr)	0:20:17.8
64	62	Eisenhower	Gio Montalvo (So)	0:20:18.4

Program (C) 1985-2015 Fred Kreppert, Yorkville, IL (630) 882-2364 fred@kompusport.com
 Results by Kreppert Kompusport Software, Yorkville, IL http://www.kompusport.com

FINAL TEAM STANDINGS:

Place	School	Score	Scoring Places							
1	Sandburg	50	4,	5,	11,	14,	16,	21,	23	
2	Hinsdale South	76	1,	7,	17,	18,	33,	47,	50	
3	Lyons Township	79	6,	9,	15,	24,	25,	29,	31	
4	Stagg	95	2,	13,	22,	26,	32,	37,	48	
5	Marist	162	3,	35,	36,	42,	46,	61,	79	
6	Argo	174	12,	30,	38,	39,	55,	65,	66	
7	Libertyville	186	8,	41,	43,	45,	49,	51,	58	
8	Solorio Academy	211	20,	27,	34,	63,	67,	76,	114	
9	Homewood-Flossmoor	263	28,	44,	54,	68,	69,	86,	92	
10	Eisenhower	264	19,	56,	57,	62,	70,	94,	108	
11	Brother Rice	305	10,	53,	73,	80,	89,	106,	110	
12	Tinley Park	357	40,	74,	78,	81,	84,	105,	113	
13	Reavis	358	52,	64,	75,	82,	85,	97,	98	
14	Oak Lawn	362	59,	60,	71,	77,	95,	104,	107	
15	Marian Catholic	459	72,	83,	93,	96,	115			
16	Oak Forest	481	90,	91,	99,	100,	101,	103,	112	
17	Richards	497	87,	88,	102,	109,	111			
	Kennedy	No Score	- Had only 2 finishers							
	Mt. Carmel	No Score	- Had only 4 finishers							
	Rich Central	No Score	- Had only 1 finisher							
	St. Laurence	No Score	- Had only 0 finishers							
	St. Rita	No Score	- Had only 0 finishers							

Program (C) 1985-2015 Fred Kreppert, Yorkville, IL (630) 882-2364 fred@kompusport.com
 Results by Kreppert Kompusport Software, Yorkville, IL http://www.kompusport.com

FINAL TEAM STANDINGS: (by total team time)

Place	School	Score	Avg	Diff	Scoring Times					
1	Sandburg	87:38	17:32	0:34	17:15,	17:16,	17:38,	17:40,	17:49,	18:02
2	Hinsdale South	88:10	17:38	2:13	16:21,	17:25,	17:53,	17:57,	18:34,	19:28
3	Lyons Township	89:00	17:48	0:56	17:19,	17:28,	17:46,	18:12,	18:15,	18:24
4	Stagg	89:18	17:52	1:50	16:44,	17:40,	18:02,	18:18,	18:34,	18:51
5	Marist	92:44	18:33	2:39	16:47,	18:36,	18:41,	19:14,	19:26,	20:18
6	Argo	94:13	18:51	2:30	17:39,	18:29,	18:54,	19:02,	20:09,	20:47
7	Libertyville	94:58	18:60	2:08	17:28,	19:12,	19:18,	19:24,	19:36,	19:46
8	Solorio Academy	96:18	19:16	2:53	18:01,	18:18,	18:35,	20:30,	20:54,	21:16
9	Homewood-Flossmoor	99:32	19:54	2:36	18:21,	19:23,	19:55,	20:56,	20:57,	21:46
10	Eisenhower	99:39	19:56	3:01	17:58,	20:11,	20:12,	20:19,	20:59,	22:05
11	Brother Rice	101:48	20:22	4:26	17:30,	19:50,	21:05,	21:27,	21:56,	24:10
12	Tinley Park	104:48	20:58	2:39	19:03,	21:09,	21:23,	21:31,	21:42,	23:38
13	Reavis	104:58	20:60	1:56	19:47,	20:40,	21:12,	21:36,	21:43,	22:43
14	Oak Lawn	105:04	21:01	1:58	20:16,	20:17,	20:59,	21:18,	22:14,	23:31
15	Oak Forest	112:41	22:32	0:58	21:58,	22:00,	22:53,	22:54,	22:56,	23:13
16	Marian Catholic	115:23	23:05	7:00	21:01,	21:40,	22:03,	22:38,	28:01	
17	Richards	116:11	23:14	2:59	21:51,	21:54,	23:04,	24:32,	24:50	
	Kennedy	No Score			18:39,	22:46				

Kreppert Kompusport Software

Computerized Sports Timing & Scoring

[Home](#)
[Up](#)
[Search](#)
[Contents](#)
[Feedback](#)

Boys Open

[Girls Fr/So](#)
[Boys Fr/So](#)
[Girls Varsity](#)
[Boys Varsity](#)
[Girls Open](#)
[Boys Open](#)


Sept. 11, 2001

And our flag was still there, o'er the Land of the Free, and the Home of the Brave.
God Bless America!

[View detail info about the meet.](#)

GPS coordinates, meet schedule, participating teams, course map, etc.

[Individual Results](#)

51st Annual Reavis Rams Invitational

September 12, 2015

Boys Open

3.0 Miles

RACE RESULTS

Place	School	Name	Time
1	Sandburg	Lou Cavalier (Sr)	0:17:18.9
2	Sandburg	Nick Carollo (Sr)	0:17:32.1
3	Sandburg	Ben Cachares (Jr)	0:17:38.3
4	Sandburg	Danny Papan (Jr)	0:17:45.0
5	Sandburg	Josh Nolan (Jr)	0:17:45.7
6	Sandburg	Nathan Arrigoni (Sr)	0:17:47.1

7	Sandburg	Kyle Stogin (Sr)	0:17:48.7
8	Marist	Dan Babiar (Jr)	0:17:50.6
9	Lyons Township	Rory McDermott (Jr)	0:17:53.3
10	Marist	Jack Kelly (Sr)	0:17:57.7
11	Lyons Township	Jack Salazar (Sr)	0:18:01.8
12	Marist	Paul Lesley (Jr)	0:18:06.5
13	Lyons Township	Nick Mazzone (Sr)	0:18:09.2
14	Sandburg	Andrew Peters (Sr)	0:18:16.0
15	Lyons Township	Joeseeph Hess (Jr)	0:18:31.6
16	Lyons Township	Christian Garza (Jr)	0:18:32.9
17	Sandburg	Matt Bovard (Jr)	0:18:37.9
18	Lyons Township	Tom Saggau (Jr)	0:18:42.0
19	Lyons Township	Jacob Eby (Fr)	0:18:46.8
20	Sandburg	Peter Bukiri (Fr)	0:18:47.1
21	Libertyville	Christian Ormson (Jr)	0:18:47.4
22	Lyons Township	Owen Schaufelberg (Fr)	0:18:50.8
23	Lyons Township	Matthew Murray (Fr)	0:18:51.7
24	Sandburg	Ryan Bowald (Jr)	0:18:54.4
25	Sandburg	David Starzec (Jr)	0:18:59.2
26	Lyons Township	Nathan Pena (So)	0:18:59.6
27	Lyons Township	Brian Kral (Jr)	0:19:00.3
28	Lyons Township	Jakob Mogorovic (Sr)	0:19:00.7
29	Libertyville	Andrew Fink (Sr)	0:19:03.4
30	Hinsdale South	Porleark Tuy (Sr)	0:19:04.1
31	Argo	Josue Guevara (Jr)	0:19:04.4
32	Sandburg	John Cunningham (Fr)	0:19:05.3
33	Lyons Township	Tyler Fennema (Fr)	0:19:05.8
34	Sandburg	Dren Cummings (Jr)	0:19:06.7
35	Libertyville	Matt Smith (Fr)	0:19:07.3
36	Lyons Township	Tim Mikulski (Jr)	0:19:11.4
37	Lyons Township	Austin Carmody (Jr)	0:19:14.0
38	Brother Rice	Brendan Godsel (Sr)	0:19:14.9
39	Libertyville	Ethan Robbins (Fr)	0:19:15.7
40	Lyons Township	Nicholas Wojcicki (Jr)	0:19:16.2
41	Lyons Township	Adam Janicki (Jr)	0:19:17.1
42	Libertyville	Bobby Neil (Sr)	0:19:17.5
43	Libertyville	Jared Robbins (Fr)	0:19:21.7
44	Tinley Park	Nate Johnson (Jr)	0:19:22.5
45	Brother Rice	Matt Klutcharch (Sr)	0:19:24.4
46	Lyons Township	Corey Kline (Jr)	0:19:35.1
47	Lyons Township	Aaron Valentino (So)	0:19:36.7
48	Lyons Township	Kevin McKenzie (Jr)	0:19:37.9
49	Stagg	Alex Einhorn (Jr)	0:19:38.2
50	Stagg	Zach Karr (Jr)	0:19:39.3
51	Lyons Township	Aaron Lack (So)	0:19:40.0
52	Lyons Township	Philip Mangini (Jr)	0:19:42.2
53	Libertyville	Ian Hebert (So)	0:19:44.3
54	Eisenhower	Joseph McGhee (Sr)	0:19:46.4
55	Lyons Township	Grant Campbell (So)	0:19:52.0
56	Sandburg	Sam Lane (Fr)	0:19:53.2
57	Lyons Township	Ryan Bonfiglio (Fr)	0:19:54.0
58	Lyons Township	Peter Schwabe (Jr)	0:19:54.3
59	Libertyville	Benjamin Johnson (Fr)	0:19:54.6
60	Libertyville	Daniel Oh (Jr)	0:19:54.8
61	Sandburg	Noor Moazzam (So)	0:19:55.1
62	Homewood-Flossmoor	Amari Porter (Jr)	0:19:58.6
63	Libertyville	Jacob Kamin (Jr)	0:19:59.4

64	Homewood-Flossmoor	Eddie Smith (Sr)	0:19:59.6
65	Libertyville	Sam Scheck (Sr)	0:20:00.1
66	Argo	Marcin Marciniak (Jr)	0:20:01.1
67	Hinsdale South	Jared Needham (Sr)	0:20:02.0
68	Sandburg	Eric Kenes (Fr)	0:20:02.6
69	Libertyville	Garrett Fowkes (Jr)	0:20:03.5
70	Lyons Township	Ben Van Varen (Jr)	0:20:04.0
71	Sandburg	Michael Zambrano (So)	0:20:05.2
72	Lyons Township	Travis Morales (Fr)	0:20:08.0
73	Sandburg	Jack Fornaris (So)	0:20:09.4
74	Libertyville	James Scheuneman (Jr)	0:20:11.1
75	Stagg	Brendan Conroy (Fr)	0:20:13.0
76	Stagg	Piotr Zubek (Jr)	0:20:13.3
77	Libertyville	Sean Kohl (Sr)	0:20:14.0
78	Lyons Township	William Sloyan (Jr)	0:20:15.8
79	Reavis	Jesus Fulgencio (Fr)	0:20:16.8
80	Sandburg	Eric Macak (So)	0:20:19.6
81	Lyons Township	Mason Greving (Jr)	0:20:20.9
82	Lyons Township	Jack Burke (So)	0:20:21.8
83	Lyons Township	Jack Boo (So)	0:20:22.5
84	Libertyville	Preston Wrolstad (Sr)	0:20:22.8
85	Sandburg	Kyle Mathas (Fr)	0:20:23.4
86	Sandburg	Ben Walter (Fr)	0:20:23.7
87	Eisenhower	Fabian Avila (Fr)	0:20:25.2
88	Libertyville	Patrick Earley (Jr)	0:20:25.8
89	Lyons Township	Liam Mear (So)	0:20:26.1
90	Lyons Township	Maziar Javadi (Jr)	0:20:27.5
91	Lyons Township	John Brown (So)	0:20:31.2
92	Libertyville	Ryan Fisher (Fr)	0:20:33.3
93	Libertyville	Paul Sommer (So)	0:20:34.9
94	Stagg	Maciej Krzysiak (Jr)	0:20:35.2
95	Lyons Township	Kannon Larson (Jr)	0:20:38.8
96	Eisenhower	Christian Vallejo (Sr)	0:20:39.4
97	Sandburg	Andrew Carollo (Fr)	0:20:42.1
98	Lyons Township	Daniel Nyhan (So)	0:20:44.6
99	Argo	Adan Deluna (Sr)	0:20:45.0
100	Lyons Township	Michael McQuillan (Jr)	0:20:45.9
101	Lyons Township	Alex Cefali (So)	0:20:47.2
102	Lyons Township	John Haggerty (Fr)	0:20:48.3
103	Libertyville	Jared Huch (Sr)	0:20:48.7
104	Argo	David Rosales (Sr)	0:20:49.9
105	Eisenhower	Anthony Hood (So)	0:20:53.5
106	Lyons Township	Dylan Stark (So)	0:20:54.9
107	Oak Lawn	Javaris Shorter (So)	0:20:55.2
108	Lyons Township	Austin Iturralde (Jr)	0:20:57.9
109	Lyons Township	Griffin Stark (So)	0:21:00.5
110	Lyons Township	Luke Rademaker (So)	0:21:01.4
111	Libertyville	Max Flanagan (Jr)	0:21:02.1
112	Sandburg	Alfredo Apellido (Fr)	0:21:02.3
113	Sandburg	Mathew Sak (Fr)	0:21:02.8
114	Libertyville	William Engfer (Sr)	0:21:03.2
115	Sandburg	Manish Raheja (Jr)	0:21:03.7
116	Libertyville	Connor Burke (Sr)	0:21:04.6
117	Sandburg	Brad Ryan (Sr)	0:21:05.9
118	Libertyville	Rees Pillizzi (Sr)	0:21:06.3
119	Lyons Township	Tim Curley (So)	0:21:06.6
120	Reavis	Krzysztof Juchas (Fr)	0:21:06.9

121	Lyons Township	Luca Ottolina (Jr)	0:21:07.2
122	Reavis	Jacob Aguirre (Sr)	0:21:07.5
123	Oak Forest	Shaun Louis (Jr)	0:21:07.8
124	Tinley Park	Hunter Vail (Jr)	0:21:08.2
125	Stagg	John Doherty (So)	0:21:08.5
126	Lyons Township	Malachy Collins (So)	0:21:09.3
127	Lyons Township	Hugh O'Donnell (So)	0:21:10.2
128	Tinley Park	Zach Dutkiewicz (Jr)	0:21:11.5
129	Stagg	Steve Walsh (Sr)	0:21:12.3
130	Reavis	Andrew Medina (So)	0:21:13.0
131	Homewood-Flossmoor	Jikhail Robinson (Jr)	0:21:13.9
132	Lyons Township	Stephen Romero (Jr)	0:21:17.5
133	Lyons Township	August Woywod (Fr)	0:21:19.3
134	Oak Forest	John Manso (Jr)	0:21:19.6
135	Eisenhower	Alex Damien (Jr)	0:21:20.0
136	Libertyville	Grant Wagner (Sr)	0:21:20.7
137	Libertyville	Ethan Urbanski (Sr)	0:21:21.5
138	Libertyville	Cooper Miller (Fr)	0:21:24.4
139	Stagg	Dave Bednarczuk (Jr)	0:21:25.4
140	Lyons Township	Aidan McBride (Fr)	0:21:25.8
141	Reavis	Carlos Balbuena (Jr)	0:21:30.2
142	Oak Forest	Eric Schultz (Jr)	0:21:31.3
143	Hinsdale South	James Most (Sr)	0:21:32.6
144	Libertyville	Zach Ford (So)	0:21:33.6
145	Libertyville	Derek Nedland (Sr)	0:21:33.9
146	Libertyville	Nate Ellingson (Jr)	0:21:36.4
147	Sandburg	Finn Haran (So)	0:21:39.1
148	Solorio Academy	Miguel Lamas-Perez (So)	0:21:40.5
149	Lyons Township	Manual Jarmillo (Fr)	0:21:41.0
150	Libertyville	Joey Perrone (So)	0:21:41.3
151	Argo	Luis Serrano (Jr)	0:21:41.9
152	Stagg	Nick Herres (Jr)	0:21:42.9
153	Reavis	Elijah Guptill (Jr)	0:21:44.0
154	Libertyville	Dylan Heimert (Fr)	0:21:44.4
155	Oak Forest	Cole Knaak (Jr)	0:21:44.9
156	Lyons Township	Ben Lynch (Fr)	0:21:46.0
157	Lyons Township	Jonathan Duelm (So)	0:21:47.1
158	Mt. Carmel	Jack Slade (Fr)	0:21:49.3
159	Libertyville	William Bennett (So)	0:21:49.6
160	Argo	Rashmin Patel (Jr)	0:21:50.1
161	Reavis	Josue Lara (Fr)	0:21:51.5
162	Kennedy	Shaun Stephen (Fr)	0:21:52.8
163	Sandburg	Jeff Spaargaren (Fr)	0:21:53.2
164	Lyons Township	Lenny Prystalski (Jr)	0:21:53.7
165	Homewood-Flossmoor	Andrew Harris (So)	0:21:55.7
166	Lyons Township	Anthony Diaz (Fr)	0:22:00.2
167	Stagg	Ben Villarreal (Fr)	0:22:00.9
168	Libertyville	Brian Flanagan (So)	0:22:02.6
169	Sandburg	Marcelo Claire (Fr)	0:22:03.2
170	Lyons Township	Cameron Racelis (Jr)	0:22:05.7
171	Lyons Township	Jeff Hank (So)	0:22:10.7
172	Stagg	Dave Albano (Fr)	0:22:11.6
173	Lyons Township	Reece Nadle (So)	0:22:12.2
174	Argo	Rodrigo Vega (Fr)	0:22:14.0
175	Libertyville	Jonathan Timm (Fr)	0:22:15.4
176	Libertyville	Alex Giesen (Sr)	0:22:17.5
177	Richards	Marty Danaker (Fr)	0:22:21.0

178	Reavis	Julian Hernandez (Jr)	0:22:22.0
179	Oak Forest	Kyle Brezine (Sr)	0:22:22.8
180	Libertyville	David Stone (Sr)	0:22:23.5
181	Marist	Tom Loch (Fr)	0:22:24.8
182	Lyons Township	Kevin Moran (Jr)	0:22:28.2
183	Eisenhower	Alejandro Marquez (Jr)	0:22:31.2
184	Oak Forest	Mason Kalnins (Jr)	0:22:31.5
185	Lyons Township	Tanner Mortimer (So)	0:22:31.9
186	Hinsdale South	Cristian Lopez (Fr)	0:22:32.5
187	Libertyville	Grant Kearns (Jr)	0:22:33.1
188	Libertyville	Matthew Doherty (Jr)	0:22:34.4
189	Reavis	Allan Rebelledo (Sr)	0:22:34.9
190	Eisenhower	Holden Szczyпка (Sr)	0:22:36.2
191	Libertyville	Dylan Boyle (So)	0:22:38.0
192	Lyons Township	Peter Eggerding (Jr)	0:22:39.0
193	Tinley Park	Jeremy Praski (Sr)	0:22:40.0
194	Stagg	Kyle Barbalic (Fr)	0:22:40.7
195	Lyons Township	Alex Dellios (Jr)	0:22:43.8
196	Lyons Township	Zach Nichol (Jr)	0:22:44.2
197	Eisenhower	Carlos Valadez (Sr)	0:22:45.7
198	Sandburg	Jacob Karp (Fr)	0:22:46.1
199	Argo	Waleed Sammak (Fr)	0:22:48.0
200	Reavis	Jermey Lucaci (Sr)	0:22:49.3
201	Hinsdale South	Sam Chang (Sr)	0:22:50.5
202	Libertyville	Ian Thompson (Jr)	0:22:50.9
203	Libertyville	Kyle Wanda (Jr)	0:22:51.7
204	Sandburg	Sean Pittacora (Fr)	0:22:53.7
205	Reavis	Jose Santos (Fr)	0:22:54.6
206	Hinsdale South	Nathan Arnold (Sr)	0:22:56.4
207	Eisenhower	Jose Cisneros (Jr)	0:22:58.3
208	Brother Rice	Nick Petraitis (Jr)	0:22:58.8
209	Argo	Juan Campos (Jr)	0:22:59.1
210	Argo	Oswaldo Reynoso (Jr)	0:22:59.8
211	Argo	Gerardo Nino (Fr)	0:23:05.2
212	Sandburg	Matthew Carlson (Fr)	0:23:10.2
213	Brother Rice	Chris Murphy (Jr)	0:23:11.2
214	Libertyville	Jacob Harris (Jr)	0:23:11.6
215	Lyons Township	Alex Thiakos (So)	0:23:14.8
216	Mt. Carmel	Zack Pasciak (So)	0:23:15.5
217	Sandburg	Mitchell Kramer (Fr)	0:23:15.9
218	Lyons Township	Roland Rondez (So)	0:23:25.9
219	Lyons Township	Gavin McGill (Sr)	0:23:26.3
220	Hinsdale South	Tre Von Geary (Sr)	0:23:30.5
221	Richards	Ameen Altermathy (So)	0:23:30.9
222	Hinsdale South	Wesley Warton (Sr)	0:23:33.1
223	Reavis	Cristian Quintana (Jr)	0:23:34.0
224	Oak Lawn	Trinidad Arteaga (Fr)	0:23:38.9
225	Stagg	David Kolcach (So)	0:23:39.6
226	Richards	Liam Brennan (Fr)	0:23:40.8
227	Stagg	Rokas Survilla (Fr)	0:23:41.9
228	Homewood-Flossmoor	Ben Nevroske (Jr)	0:23:43.6
229	Oak Lawn	Krysztof Ptak (Fr)	0:23:46.7
230	Argo	Rene Benavides (So)	0:23:52.2
231	Lyons Township	Lawson McCoy (So)	0:23:53.7
232	Stagg	Baraa Alkhani (So)	0:23:54.3
233	Eisenhower	Mike Hill (Fr)	0:24:06.0
234	Libertyville	Eli Roller (Sr)	0:24:08.7

235	Libertyville	Jason Lenz (Fr)	0:24:10.1
236	Tinley Park	Joe Majewski (Sr)	0:24:11.7
237	Eisenhower	Jeremy Cueto (Fr)	0:24:12.1
238	Oak Lawn	Christian Villenas (Jr)	0:24:12.5
239	Argo	Hector Canales (Fr)	0:24:13.2
240	Lyons Township	Asad Shosharay (Fr)	0:24:18.8
241	Libertyville	Max Koch (Fr)	0:24:19.9
242	Tinley Park	Anthony Lozano (Jr)	0:24:20.2
243	Eisenhower	Alan Melgar (Jr)	0:24:25.7
244	Libertyville	Peter Delismon (Sr)	0:24:27.2
245	Mt. Carmel	Anthony Zralka (Fr)	0:24:28.4
246	Libertyville	Andy Huang (Sr)	0:24:30.6
247	Hinsdale South	Jordan Arzate (Fr)	0:24:32.7
248	Brother Rice	Tom Farrell (So)	0:24:33.3
249	Reavis	Aiham Al-Sabbagh (Sr)	0:24:34.0
250	Mt. Carmel	Gabe Lodato (So)	0:24:35.1
251	Oak Forest	Brian Vigo (Jr)	0:24:39.5
252	Argo	Fernando Gonzalez (Sr)	0:24:48.0
253	Oak Lawn	Michael Mora (Jr)	0:24:49.8
254	Argo	Pedro Vazquez (Fr)	0:24:50.2
255	Hinsdale South	Ezra Saywitz (So)	0:25:08.7
256	Libertyville	John Yurek (So)	0:25:11.9
257	Libertyville	Pat Vickers (Jr)	0:25:14.1
258	Libertyville	Micah Holzworth (So)	0:25:14.9
259	Libertyville	Max Abderholden (So)	0:25:16.1
260	Reavis	Issac Sanchez (Sr)	0:25:17.5
261	Marian Catholic	Trenton Williams (Jr)	0:25:19.9
262	Lyons Township	Andrew Valentino (Fr)	0:25:26.1
263	Solorio Academy	Rene Macedo (Fr)	0:25:26.8
264	Argo	Oscar Gonzalez (Fr)	0:25:30.3
265	Libertyville	Travis Qing (Jr)	0:25:33.1
266	Reavis	Julian Rodriguez (Fr)	0:25:40.1
267	Oak Forest	Sam Ochoa (Fr)	0:25:46.7
268	Oak Forest	Raj Patel (Fr)	0:25:48.1
269	Eisenhower	Demario Duncan (So)	0:25:52.9
270	Marian Catholic	Chibuzo Nwazueze (Jr)	0:25:53.7
271	Hinsdale South	Tim Grady (Fr)	0:26:16.9
272	Argo	David Rodriguez (Jr)	0:26:21.6
273	Argo	Zaeem Chaudhry (Sr)	0:26:33.0
274	Eisenhower	Jorge Lopez (Fr)	0:26:34.9
275	Oak Forest	Anthony Smith (Fr)	0:26:36.0
276	Homewood-Flossmoor	Justin Lockhart (So)	0:26:39.7
277	Mt. Carmel	Owen Madrigal (Fr)	0:26:40.5
278	Brother Rice	Unknown Athlete	0:26:43.6
279	Hinsdale South	Daniel Frank (Fr)	0:26:44.7
280	Hinsdale South	John Pultorak (Sr)	0:26:51.7
281	Libertyville	David Serrechia (Fr)	0:26:55.1
282	Libertyville	Brendan Rattin (Fr)	0:27:01.7
283	Oak Forest	Jake MCGuffy (Fr)	0:27:08.0
284	Libertyville	Kevin Karahalios (Sr)	0:27:11.1
285	Libertyville	John Freberg (Fr)	0:27:12.8
286	Homewood-Flossmoor	Darryl Lockett (Fr)	0:27:22.5
287	Richards	Connor Pulido (Fr)	0:27:24.2
288	Kennedy	Michael Sanmiguel (Fr)	0:27:37.4
289	Eisenhower	Miguel Fernandez (Fr)	0:27:41.2
290	Lyons Township	Anthony Vecchio (Jr)	0:27:49.6
291	Brother Rice	Vince Podlasek (Fr)	0:27:52.3

Kreppert Kompusport Software

Computerized Sports Timing & Scoring

[Home](#)
[Up](#)
[Search](#)
[Contents](#)
[Feedback](#)

Boys Varsity

[Girls Fr/So](#)
[Boys Fr/So](#)
[Girls Varsity](#)
[Boys Varsity](#)
[Girls Open](#)
[Boys Open](#)


Sept. 11, 2001

And our flag was still there, o'er the Land of the Free, and the Home of the Brave.
God Bless America!

[View detail info about the meet.](#)

GPS coordinates, meet schedule, participating teams, course map, etc.

[Individual Results](#)

[Final Team Standings \(by points\)](#)

[Final Team Standings \(by time\)](#)

51st Annual Reavis Rams Invitational

September 12, 2015
Boys Varsity
3.0 Miles

RACE RESULTS

Place	Ovral Score	School	Name	Time
1	1	Sandburg	Dan Laskero (Sr)	0:15:57.6
2	2	Libertyville	Alex Tam (So)	0:16:08.8
3	3	Kennedy	Mauricio Galvan (Sr)	0:16:23.0
4	4	Sandburg	Alex Szymanski (Jr)	0:16:26.0
5	5	Reavis	Jonathan Behling (Jr)	0:16:26.3

6	6	Sandburg	Patrick Foster (Sr)	0:16:26.7
7	7	Brother Rice	Joe Sweeney (Jr)	0:16:27.8
8	8	Libertyville	Stephen Richardson (Jr)	0:16:32.0
9	9	Sandburg	Anthony Lifonti (Sr)	0:16:40.7
10	10	Brother Rice	Jack Mongan (Jr)	0:16:47.0
11	11	Sandburg	Miles Draskovic (Sr)	0:16:49.4
12		Marist	Matt Wagner (Jr)	0:16:49.9
13	12	Hinsdale South	Chris Joseph (Jr)	0:16:51.1
14	13	Eisenhower	Jordi Rangel (Sr)	0:16:54.1
15	14	Libertyville	William Johnson (Sr)	0:16:59.1
16	15	Richards	Jason Mallo (Sr)	0:17:00.2
17	16	Argo	Christian Delgado (Sr)	0:17:12.5
18	17	Sandburg	Tom Marchese (Jr)	0:17:12.8
19	18	Brother Rice	Matt McKendry (Sr)	0:17:16.5
20	19	Sandburg	John Wagner (Sr)	0:17:16.8
21	20	Stagg	Anthony Koncius (Jr)	0:17:17.3
22	21	Eisenhower	Gabe Esparza (Sr)	0:17:20.0
23	22	Hinsdale South	Brian Jordan (Sr)	0:17:23.1
24	23	Oak Forest	Dan Garcia (Sr)	0:17:24.2
25		St. Laurence	Jorge Velazco (Sr)	0:17:25.4
26		Solorio Academy	Edgar Flores (Sr)	0:17:25.8
27	24	Libertyville	Joe Gasick (Jr)	0:17:26.8
28	25	Stagg	Charlie Gregory (Jr)	0:17:35.6
29	26	Homewood-Flossmoor	Stewart Keene (Fr)	0:17:37.2
30	27	Mt. Carmel	Conor Fagan (Jr)	0:17:41.2
31	28	Oak Lawn	Diego Arana (Jr)	0:17:41.9
32	29	Hinsdale South	Tristan Ramirez (Sr)	0:17:47.4
33	30	Homewood-Flossmoor	Joseph Eagle (Sr)	0:17:49.4
34	31	Libertyville	Gabe Alesna (Sr)	0:17:58.2
35	32	Tinley Park	TJ Weglarz (Jr)	0:18:04.2
36	33	Argo	Manuel Rangel (Jr)	0:18:05.4
37	34	Stagg	Khamis Suleiman (Jr)	0:18:05.9
38	35	Libertyville	Max Sauers (Fr)	0:18:06.2
39	36	Stagg	Pat Harper (Sr)	0:18:06.5
40	37	Eisenhower	Nicholas Chapan (So)	0:18:06.7
41	38	Reavis	Juan Salazar (Fr)	0:18:09.2
42	39	Homewood-Flossmoor	Elijah Leake (Jr)	0:18:09.7
43	40	Brother Rice	Justin Frias (Jr)	0:18:10.6
44	41	Kennedy	Jesus Palmerin (Jr)	0:18:10.9
45	42	Argo	Eddie McGee (Jr)	0:18:11.4
46	43	Libertyville	Addison Whitney (Jr)	0:18:13.6
47		Rich Central	Christopher Williams (Sr)	0:18:17.2
48	44	Oak Forest	Tyler Vrba (Jr)	0:18:18.3
49	45	Homewood-Flossmoor	Bradley Coen (So)	0:18:22.6
50	46	Tinley Park	Lucas Russo (Jr)	0:18:23.3
51	47	Reavis	Rafael Lopez (Jr)	0:18:28.1
52	48	Eisenhower	Jesus Valadez (Sr)	0:18:28.6
53	49	Hinsdale South	Cesar Lopez (Sr)	0:18:33.6
54	50	Brother Rice	Mike Sundermeier (Sr)	0:18:34.2
55	51	Tinley Park	Ettore Gaytan (Jr)	0:18:34.6
56	52	Hinsdale South	Matt Harte (Sr)	0:18:35.5
57	53	Oak Forest	Al Ochoa (Jr)	0:18:37.7
58	54	Tinley Park	Joey Davies (Jr)	0:18:43.8
59	55	Marian Catholic	Jalen Frazier (So)	0:18:44.2
60	56	Oak Forest	Sam Cabrera (Jr)	0:18:51.4
61	57	Argo	Adrian Starczowski (Sr)	0:18:51.8
62	58	Richards	Marek Waywarda (Sr)	0:18:54.6
63	59	Tinley Park	Ben Bedell (Jr)	0:18:55.4
64	60	Tinley Park	Josh Boyland (Jr)	0:18:58.3

65	Marist	Anthony Defelippis (Jr)	0:18:59.0
66	61 Stagg	Matt Mohan (Jr)	0:18:59.7
67	62 Oak Forest	Austin Kleber (Sr)	0:19:05.3
68	63 Kennedy	Steven Dominguez (Sr)	0:19:06.0
69	64 Hinsdale South	Sean Cusick (Sr)	0:19:07.7
70	65 Homewood-Flossmoor	Jack Dunlavy (Sr)	0:19:08.0
71	66 Oak Forest	Kane Burke (So)	0:19:11.4
72	Solorio Academy	Jesus Rivera (Jr)	0:19:15.8
73	67 Tinley Park	Roderick Harris (Sr)	0:19:17.2
74	St. Rita	Frank Doyle (So)	0:19:18.1
75	68 Oak Lawn	Unknown Athlete	0:19:18.5
76	69 Oak Lawn	Richard Lewandowski (Sr)	0:19:22.1
77	70 Marian Catholic	Jalen Cunningham (Fr)	0:19:23.2
78	71 Oak Forest	Dylan Kaptur (Sr)	0:19:29.5
79	72 Eisenhower	Emmanuel Rojas (Sr)	0:19:29.8
80	73 Argo	Dan McGee (Jr)	0:19:31.6
81	Rich Central	Micah Nash (Sr)	0:19:32.0
82	74 Stagg	Emmanuel Magana (Jr)	0:19:33.7
83	75 Eisenhower	Ricardo Frausto (Jr)	0:19:43.3
84	76 Marian Catholic	Erick Neal (So)	0:19:45.5
85	77 Oak Lawn	Jon Paul Repetny (Sr)	0:19:51.6
86	78 Reavis	Fausto Leyva (Jr)	0:19:52.4
87	79 Hinsdale South	Alex Beronio (Sr)	0:19:56.0
88	80 Argo	Matthew Garza (Sr)	0:19:57.5
89	81 Mt. Carmel	Vince Gallapo (So)	0:19:58.2
90	St. Rita	Orlando Rojas (Jr)	0:20:08.9
91	82 Mt. Carmel	Kyle Koval (So)	0:20:14.2
92	Rich Central	Christian Williams (Sr)	0:20:20.2
93	83 Kennedy	Julian Negron (Jr)	0:20:22.4
94	84 Kennedy	Osiel Alcantar (Sr)	0:20:24.1
95	85 Reavis	Hector Lopez (Jr)	0:20:33.2
96	Rich Central	DeVinchie Catron (Jr)	0:20:36.3
97	86 Marian Catholic	Kenny DuPree (Jr)	0:20:36.6
98	87 Eisenhower	Orlando Campos (Jr)	0:20:46.4
99	88 Oak Lawn	Nick Dellorto (Sr)	0:20:47.1
100	89 Homewood-Flossmoor	Joseph Henry (Jr)	0:20:49.8
101	90 Mt. Carmel	Nick Dimas (Jr)	0:20:58.1
102	91 Homewood-Flossmoor	Noah White (Sr)	0:21:01.3
103	92 Reavis	Ricardo Rascon (Sr)	0:21:01.6
104	St. Rita	Oscar Martinez (Jr)	0:21:07.7
105	93 Reavis	Ibrahim Zaidan (Sr)	0:21:16.0
106	Solorio Academy	Isaiah Flores (Jr)	0:21:22.0
107	94 Richards	Tom Groebe (Sr)	0:21:41.7
108	St. Rita	Nick Martone (Jr)	0:21:46.3
109	95 Oak Lawn	James Kean (Sr)	0:21:50.1
110	96 Richards	Donovan Giordani (Sr)	0:21:50.9
111	97 Richards	Quincy Rogers (Sr)	0:22:59.4
112	St. Laurence	Jose Cepeda (Jr)	0:23:02.5
113	98 Richards	Liam Butler (Jr)	0:23:18.1
114	99 Richards	P.J. Fox (Jr)	0:24:12.7
115	100 Marian Catholic	Adam Novak (Sr)	0:24:52.8
116	101 Mt. Carmel	MJ Faso (Jr)	0:24:53.2
117	102 Oak Lawn	Leo Olmos (Sr)	0:26:41.5

Program (C) 1985-2015 Fred Kreppert, Yorkville, IL (630) 882-2364 fred@kompusport.com
 Results by Kreppert Kompusport Software, Yorkville, IL http://www.kompusport.com

FINAL TEAM STANDINGS:

Place	School	Score	Scoring Places						
1	Sandburg	31	1,	4,	6,	9,	11,	17,	19
2	Libertyville	79	2,	8,	14,	24,	31,	35,	43
3	Brother Rice	125	7,	10,	18,	40,	50		
4	Hinsdale South	164	12,	22,	29,	49,	52,	64,	79
5	Stagg	176	20,	25,	34,	36,	61,	74	
6	Eisenhower	191	13,	21,	37,	48,	72,	75,	87
7	Homewood-Flossmoor	205	26,	30,	39,	45,	65,	89,	91
8	Argo	221	16,	33,	42,	57,	73,	80	
9	Oak Forest	238	23,	44,	53,	56,	62,	66,	71
10	Tinley Park	242	32,	46,	51,	54,	59,	60,	67
11	Reavis	253	5,	38,	47,	78,	85,	92,	93
12	Kennedy	274	3,	41,	63,	83,	84		
13	Oak Lawn	330	28,	68,	69,	77,	88,	95,	102
14	Richards	360	15,	58,	94,	96,	97,	98,	99
15	Mt. Carmel	381	27,	81,	82,	90,	101		
16	Marian Catholic	387	55,	70,	76,	86,	100		
	Lyons Township	No Score	- Had only 0 finishers						
	Marist	No Score	- Had only 2 finishers						
	Rich Central	No Score	- Had only 4 finishers						
	Solorio Academy	No Score	- Had only 3 finishers						
	St. Laurence	No Score	- Had only 2 finishers						
	St. Rita	No Score	- Had only 4 finishers						

Program (C) 1985-2015 Fred Kreppert, Yorkville, IL (630) 882-2364 fred@kompusport.com
 Results by Kreppert Kompusport Software, Yorkville, IL http://www.kompusport.com

FINAL TEAM STANDINGS: (by total team time)

Place	School	Score	Avg	Diff	Scoring Times					
1	Sandburg	82:22	16:28	0:52	15:58,	16:26,	16:27,	16:41,	16:50,	17:13
2	Libertyville	85:06	17:01	1:50	16:09,	16:32,	16:59,	17:27,	17:59,	18:07
3	Brother Rice	87:18	17:28	2:07	16:28,	16:47,	17:17,	18:11,	18:35	
4	Hinsdale South	89:12	17:50	1:45	16:51,	17:23,	17:48,	18:34,	18:36,	19:08
5	Stagg	90:07	18:01	1:42	17:18,	17:36,	18:06,	18:07,	19:00,	19:34
6	Eisenhower	90:20	18:04	2:36	16:54,	17:20,	18:07,	18:29,	19:30,	19:44
7	Homewood-Flossmoor	91:09	18:14	1:30	17:38,	17:50,	18:10,	18:23,	19:08,	20:50
8	Argo	91:55	18:23	2:19	17:13,	18:06,	18:12,	18:52,	19:32,	19:58
9	Oak Forest	92:20	18:28	1:41	17:25,	18:19,	18:38,	18:52,	19:06,	19:12
10	Tinley Park	92:44	18:33	0:51	18:05,	18:24,	18:35,	18:44,	18:56,	18:59
11	Reavis	93:32	18:42	4:07	16:27,	18:10,	18:28,	19:53,	20:34,	21:02
12	Kennedy	94:27	18:53	4:01	16:23,	18:11,	19:06,	20:23,	20:24	
13	Oak Lawn	97:02	19:24	3:05	17:42,	19:19,	19:22,	19:52,	20:47,	21:50
14	Richards	102:29	20:30	5:59	17:01,	18:55,	21:42,	21:51,	23:00,	23:18
15	Marian Catholic	103:25	20:41	6:08	18:45,	19:24,	19:46,	20:37,	24:53	
16	Mt. Carmel	103:49	20:46	7:12	17:42,	19:59,	20:15,	20:59,	24:54	
	Lyons Township	No Score								
	Marist	No Score			16:50,	18:59				
	Rich Central	No Score			18:18,	19:32,	20:21,	20:37		
	Solorio Academy	No Score			17:26,	19:16,	21:22			
	St. Laurence	No Score			17:26,	23:03				
	St. Rita	No Score			19:18,	20:09,	21:08,	21:47		



SANDBURG CROSS COUNTRY

NEWS AND NOTES

*HBS RUNNERS OF THE WEEK: Sean Torpy, Paul Sieczkowski, Anthony LiFonti,
John Cunningham*

Peoria Notre Dame Invitational

Saturday, Sept. 19, 2015

High 60s, partly cloudy, 70 and sunny for open race

QUOTE OF THE WEEK: *Two big highlights of the day were: 1. Dylan Jacobs who really went for it and ran out of his mind and 2. Paul who didn't get to race because of a scary heart condition, but still tried to get in and throw down. That's a perfect example of our HBS pillar. I am very confident that he would have PR'ed.—Sean Torpy*

COACH'S COMMENTS:

While we left Detweiller with a varsity title and some great performances, we should also feel that we have a lot of work to do. We have a long way to go to reach our goals. The coming weeks will require a ton of work. I see room for improvement for everyone. We need to really believe this, too, and not just have it be lip service. We have to drop :15/runner to reach our varsity goal. We won PND last year, but that didn't help us in November. We had PRs, but I think we can do even better. And there are several teams out there who found out they are going to have to work even harder to run us down—they are now extra motivated and will work harder than ever. And to be perfectly honest, I thought we were going to be a little faster than we were given the ideal conditions we were racing in. Our sophomore race was also well behind what I thought we were capable of. We had some solid racing, a great number of PRs, but let's not settle!

PND is on our schedule so that we can be given a test. The meet is there to test you. We seek the best competition, we have some high standards, and we keep the pressure on all season. The question is, how did you respond to the test? Did you let pressure take you out of your race plan or overwhelm your emotional state? Did you use the pressure to fuel your hunger? Were you able to execute the race plan? This is why we do this sport. While we practice, you are training yourself to be comfortable with being uncomfortable. This is a valuable thing, not only for running but for life. When you get into a competitive environment in which your composure is challenged, you need to determine your psychological environment. You have to be excited about the opportunity. If you are worried about what you might lose, or what would happen if you don't perform, then you aren't focused on how you can make great things happen. How we responded on Saturday would be a great indicator of where we are at psychologically.

The varsity opened up the day by showing that they have the right mentality. I love the way they took it to the field from the first minute. They ripped through the opening 800 in position up front. Alex Keeble from Mehommet-Seymour, had an incredibly humbling quote in the race recap on dyestat when he said he was overwhelmed by four Sandburg guys in front of him at the mile and that it made him give up a little bit. I found this significant for two reasons: 1. That guy has the right mindset. He's a winner. Why? He said he gave up a little, right? It's not the fact that he had a tough time responding during the race on Saturday that makes him unique. What makes him unique is that he is not an excuse maker. He is self-aware. He is honest with himself and what he needs to do to improve. I'm betting that guy is tough to beat in November. The second reason is the power of being aggressive rather than passive. Keep in mind, he didn't say he was overwhelmed because four Sandburg guys beat him to the first turn or the 800 mark. Aggression—if you are a champion—happens all race long. Too many people are just out there running hard but not competing. **Sean Torpy, Max Lehnhardt, Dylan Jacobs, and Martin Skucas** got us rolling through the mile marker. I'm not sure, but I am guessing our guys responded to Dylan's champion's mindset. He didn't care to know who he was racing, what his splits were or anything—he just wanted to put it all on the line. By the time guys rolled into the 1.5 mile marker, I knew we

were rolling with some fast splits. Sean had the look of a fire-breather. Sure enough, after the 1.5 the next time I saw him he was challenging for the win against an all-time great. Dylan kept hammering, unwilling to break against anyone. Max kept reapplying his aggression as well—there was no settling into a pace. I clearly saw him move past the 1.5 marker. At the half way point, we had 8 guys ahead of where our #1 was at state last year. But I knew very well that the race wasn't over. Neuqua Valley was rallying with a pack. Ultimately, while we closed out the race, we didn't do it well enough for what is needed to achieve our goals. And if we close like that at state, some hungry team like NV or someone else will get us. We let NV back into it in the final 1k, and frankly, our 2 mile splits indicate that we should have had 8 guys sub 15:00 and our five who were sub 15 could have been faster. Skucas, Brennan, Lukas, Gleisner and Laskero, while having really strong races and some PRs, are better than that. This isn't our first rodeo. It's not my first rodeo. I am certain of what I see in those guys. They are phenomenal runners. Meanwhile, we had **Anthony LiFonti** in this race flying solo off our pack. LiFonti was a tough choice for the race when we had Foster and Szymanski also right there. The three of them have exchanged positions throughout our early season racing. Frankly, I wasn't quite sure who to put in there. How would we respond? I needed a guy in there who would be excited about being in the absolute thick of a state meet equivalent race with three times as many runners in it. That was what I was looking for: who *wanted* to be in that kind of race? LiFonti asked to be put in. He wanted a piece of that race. Sure, he could have run in the open race and it would have been a lot more "glory." Racing upfront, battling it out for the win in a huge race is really tempting. Being in the thick of a pack doesn't have the same appeal for a lot of guys. Well, LiFonti isn't a lot of guys. This is what it's all about. He could have chosen the safe route, instead he went for a "Bull Elk Moment." His toughness played out to a new huge PR, sub 16:00 for the first time in his career. As it is, our team five man composite is a new school record by over a minute and ranks 6th on the all-time state meet Detweiller team times, one second ahead of Chris Derrick's 13:52 led Neuqua Valley team that went on to win NXN. But this time doesn't count for those record for a very good reason: it's not the state meet. The great ones do it when they are needed most. The great ones flourish when the spotlight is on and they face their greatest challengers. What I *love* about this group is that they are great ones. I went home before Lyons and told Mrs. Coach—as her water was breaking—that we were not ready to race the next day. I didn't feel it. Training wasn't right, mentality wasn't right, I didn't feel the magic. As coaches and Mrs. Coach and family members questioned me the past two weeks about barely escaping a tough Lyons team I had absolutely no doubt that we would be a different team in Peoria. It's a reminder though—your passion is your fate.

In our second race, our F/S guys had a hard time getting involved in the competitive battle. We were out of it early. Our freshmen in this race ran tough. I liked their improvement and their mindset. **Nico Calderon's** time is really solid. Any freshman who breaks 17:00 at PND will be a sub 15:00 guy before he graduates. Nico has the passion of the varsity group. **John Cunningham, Peter Bukuri, and Sam Lane** stepped up in the most competitive race of the season and stayed focused through the masses to find massive PRs. Cunningham and Bukuri at low 18:s is exciting! (David Gleisner was 18:02 and Brandon Lukas 19:07 as freshmen at this race!) Our sophomores struggled to take the next step. When I look at typical progressions from times last year and during the track season, I would have bet a lot of money that we would have at least three sophs other than DJ under 16:30. And looking at DJ, it doesn't make sense that our split to him has only grown over the course of a year. Splits get lower as training makes up ground on early talent. **Xander Furmanek** has picked up the slack for some of our guys and is running incredibly well. It's mindboggling: he ran over five minutes faster than a year ago! **Ryan Wagner** also showed off a strong race and kept grinding through the pack despite the incredibly deep field. And **Patrick Morris'** three minute drop from last year is also truly impressive!

Our open guys showed the strength of our commitment. I loved how many of our guys in this race really laid it on the line. **Alex Szymanski** had a great second half of the race. He just needs to commit a little more a little earlier. His first sub 16:00—15:50—is great progress and so much better than last year. He looks strong and he looks hungry. **Pat Foster** really went for it early and had the mentality that he was going to win that race. He just needed to close out a little better. **Nick Carollo** stepped up after last week and reasserted himself in the mix with our top guys. We followed up with a pack of guys going sub 20:00 for the first time. Progress!!

I talked on Friday about how so much of what you are taught in life is wrong, especially in high school. You are taught fear early in life. In high school, be sure to blend in. Be average. Avoid risk, lest you be wrong! If you are wrong, you are punished systematically. This group of people is cool, this group is uncool. One sport matters, another doesn't. So and So is "out of your league." Learn to think for yourself, but you don't get to

decide when you can go to the bathroom. You should love school, but it's a punishment to be at school, we call this detention. This perceived hierarchy and system in which some people "matter" and some don't doesn't end in high school. Look at our election: you need to be named Clinton or Bush or Trump to have people think you are a person of substance. My message is clear: you decide what league you are in, not some girl. You decide what matters, not how many people tweet about you or if the school has a tailgate for your race. You decide taking risks is worthwhile, even if we believe that filling in only one right bubble, is how best to measure your potential. You decide to think you deserve greatness and respect, not the people in the hallway, not the people on the internet. You decide how you think.

Now, you don't need to think you are better than others; you just need to think that no one is better than you. A lot of people complain that good things don't happen to them, and they are right. All good things in your life need to be done *by* you. And it starts by believing you are deserving and capable of great things.

TIDBITS: >>THANK YOU for the picnic! THANK YOU FOR THE AMAZING GENEROSITY AND THOUGHTFULNESS WITH YOUR GIFTS FOR FINLEY!

WHAT'S NEXT: Big week of training. Next week we have a big week with our F/S hitting the Andrew F/S Invitational. Next Monday should be the conference meet for junior high school. We will be sending our team out there to support our junior high runners—wear CSHS warm-ups NEXT Monday!

Sophomores

1. Neuqua Valley—72 2. Normal—115 3. SCE—139 4. Hersey—143 5. York—152

15. Sandburg—455

				<u>'14 (high70s, humid)</u>
55. Gonsch	2:30—2:50 (5:20)	5:43/11:03—5:32	16:35	17:23
97. Calderon	2:30—2:47 (5:17)	5:47/11:04—5:45	16:49	
98. Furmanek	2:34—2:53 (5:27)	5:45/11:12—5:38	16:50	22:09
102. R Sieczkowski	2:30—2:45 (5:15)	5:48/11:04—5:51	16:54	17:34
105. R Wagner	2:32—2:51 (5:23)	5:44/11:07—5:48	16:55	18:11
111. Duffy	2:30—2:49 (5:19)	5:45/11:04—5:54	16:58	17:43
152. Morris	2:39—2:50 (5:29)	6:02/11:31—5:59	17:30	20:30
216. Bukuri	2:49—2:58 (5:47)	6:10/11:57—6:07	18:04	
226. Cunningham	2:49—2:59 (5:48)	6:14/12:02—6:09	18:11	
325. Lane	2:49—3:10 (5:59)	6:48/12:47—6:37	19:24	

Varsity:

1. **Sandburg—51** 2. Neuqua Valley—81 3. York—153 4. Mahomet-Seymour—178 5. OPRF--186

				<u>'14 PND</u>
3. S Torpy	2:14—2:34/4:41—2:37/7:08—2:28/4:55/9:36—2:26/12:02—2:24/4:50		14:27	14:55
7. Jacobs	2:16—2:26/4:39—2:28/7:07—2:31/4:59/9:38—2:27/12:05—2:31/4:58		14:36	16:04
12. Lehnhardt	2:15—2:25/4:40—2:30/7:10—2:34/5:04/9:44—2:30/12:14—2:30/5:00		14:44	15:07
16. Brennan	2:18—2:34/4:44—2:31/7:15—2:38/5:09/9:53—2:33/12:26—2:31/5:04		14:57	15:11
18. Skucas	2:16—2:25/4:41—2:30/7:11—2:37/5:07/9:48—2:35/12:23—2:36/5:11		14:59	15:13
20. Laskero	2:17—2:29/4:46—2:29/7:15—2:37/5:06/9:52—2:35/12:27—2:35/5:10		15:02	16:08
23. Lukas	2:19—2:27/4:46—2:30/7:16—2:38/5:08/9:54—2:36/12:30—2:33/5:09		15:03	15:23
28. Gleisner	2:15—2:30/4:45—2:31/7:16—2:35/5:06/9:51—2:38/12:26—2:40/5:16		15:07	15:37
98. LiFonti	2:20—2:35/4:55--	5:25/10:20—5:28	15:48	16:50

OPEN:

				<u>'14 PND</u>
2. Szymanski	2:24—2:41/5:05—5:25/10:30—5:20		15:50	18:03
3. Foster	2:23—2:37/5:00—5:24/10:24—5:38		16:03	18:01
7. Draskovic	2:27—2:44/5:11—5:33/10:44—5:39		16:23	17:34

8. Carollo	2:30—2:43/5:13—5:39/10:52—5:37	16:25	17:51
9. Marchese	2:24—2:46/5:10—5:38/10:48—5:40	16:28	17:00 ('13)
20. J Wagner	2:34—2:47/5:21—5:36/10:57—5:44	16:41	17:10
28. Cavalier	2:33—2:48/5:21—5:43/11:04—5:48	16:52	17:06
39. Cachares	2:36—2:54/5:30—6:00/11:30—5:43	17:13	18:19
42. Papan	2:35—2:52/5:27—5:59/11:26—5:40	17:16	17:38
45. Stogin	2:29—2:49/5:18—5:57/11:15—6:03	17:18	17:40
71. Arrigoni	2:38—2:58/5:36—6:17/11:44—6:13	17:56	
83. Starzec	/5:45—6:21/12:06—6:05	18:11	
101. Peters	2:38—3:00/5:38—6:19/11:57—6:36	18:33	19:17
199. Moazzam	2:57—3:15/6:12—6:23/12:35—6:25	18:50	19:34
162. Fornaris	2:57—3:15/6:12—6:46/12:58—6:30	19:28	
167. Walter	3:05—3:15/6:18—6:40/12:58—6:34	19:32	
174. Macak	2:58—3:19/6:17—6:42/12:58—6:40	19:38	19:40
177. Skowronski	3:00—3:19/6:19—7:00/13:19—6:36	19:44	
178. A Carollo	3:08—3:17/6:25—6:43/13:08—6:35	19:43	
182. Zambrano	2:58—3:15/6:13—6:45/12:58—6:48	19:46	20:50
188. Apellido	3:05—3:15/6:20—6:48/13:08—6:40	19:48	
199. Kenes	2:58—3:21/6:19—7:00/13:19—6:37	19:55	
209. Mathas	3:10—3:15/6:25—6:45/13:10—6:49	19:59	
210. Sak	3:08—3:15/6:23—6:54/13:17—6:43	20:00	
227. Raheja	3:08—3:17/6:25—6:52/13:17—7:03	20:20	

Our varsity team time (5-man composite of 73:45) not only broke our school record by over a minute, but it currently ranks as the 6th best time ever run

Top 50 Teams By Time at IHSA State XC Meet - BOYS

1971 - Present

1 Elmhurst York	1999 72:37 14:03 14:34 14:36 14:38 14:46 14:59 15:39
2 Elmhurst York	2005 73:21 14:26 14:29 14:40 14:42 14:54 14:56 15:39
3 Elmhurst York	2006 73:34 14:30 14:33 14:41 14:54 14:56 15:01 15:09
4 Deerfield	1977 73:37 14:21 14:33 14:38 15:00 15:05 15:32
5 Elmhurst York	1974 73:42 14:20 14:28 14:50 15:00 15:04 15:30 15:33
6 Naperville Neuqua Valley	2007 73:46 13:52 14:34 14:45 14:59 15:26 15:43 15:47
7 O'Fallon	2012 73:49 14:15 14:15 15:01 15:08 15:10 15:19 15:52
8 Elmhurst York	2012 73:51 14:21 14:47 14:48 14:50 15:05 15:08 15:41
9 Deerfield	1976 73:52 14:33 14:39 14:40 14:58 15:02 15:13 NT
Park Ridge Maine East	1979 73:52 14:39 14:43 14:44 14:51 14:55 15:48 16:09

PND—Sample of freshman year times

S Torpy—16:05 (75, calm)

Lehnhardt—16:39 (75, calm)

D Gleisner—18:02 (75, calm)

B Lukas—19:07 (75, calm)

Sean Torpy—3rd fastest runner in CSHS history behind Lukas Verzbicas and Tom Graves

Dylan Jacobs—6th fastest runner in CSHS history

Max Lehnhardt—8th fastest runner in CSHS history

Meet Date
September 19, 2015

Overall Finish List

Boys

F/S Boys

<u>Place</u>	<u>Score</u>	<u>Bib No</u>	<u>Name</u>	<u>Team</u>	<u>Grade</u>	<u>Time</u>	<u>Pace</u>
1	1	2800	Sean MacGregor	82 York Community	so	15:24.0	5:08/M
2	2	1467	Ryan Kennedy	43 Neuqua Valley	so	15:24.9	5:08/M
3	3	1541	Daniel Winek	43 Neuqua Valley	so	15:27.2	5:09/M
4	4	554	Jack Fredian	21 Hersey	so	15:35.2	5:12/M
5	5	2791	Jackson Bode	82 York Community	so	15:37.5	5:12/M
6	6	1616	Zach Wolford	45 Normal University	fr	15:38.8	5:13/M
7	7	1763	Kyle Dismukes	49 O'Fallon (IL)	fr	15:43.5	5:14/M
8	8	2408	Campbell Koch	70 St. Charles East	so	15:44.5	5:15/M
9	9	1603	Tanner Gillam	45 Normal University	so	15:45.5	5:15/M
10	10	2110	Jake Willison	56 Plainfield South	so	15:48.7	5:16/M
11	11	1612	Jared Schuckman	45 Normal University	so	15:52.3	5:17/M
12	12	2803	Tim Stevenson	82 York Community	so	15:52.3	5:17/M
13	13	71	Nick Laning	3 Barrington High	so	15:55.5	5:18/M
14	14	43	Jared Tarantino	1 Amos Alonzo Stagg	so	15:56.2	5:19/M
15	15	1922	Evan Eckels	52 Palatine	so	15:56.8	5:19/M
16	16	1798	Will VanAlstine	49 O'Fallon (IL)	fr	15:57.6	5:19/M
17	17	566	Ryan Theisen	21 Hersey	so	15:58.3	5:19/M
18	18	1513	Quinton Quagliano	43 Neuqua Valley	so	15:59.6	5:20/M
19	19	551	Quinn Cunningham	21 Hersey	so	16:00.1	5:20/M
20	20	2411	Rohan Patel	70 St. Charles East	so	16:00.6	5:20/M
21	21	2403	Cole Adesso	70 St. Charles East	so	16:00.9	5:20/M
22	22	2098	Christian Knowlton	56 Plainfield South	fr	16:01.2	5:20/M
23	23	1921	Jorge Corona	52 Palatine	fr	16:03.7	5:21/M
24	24	1419	Tyler Bombacino	43 Neuqua Valley	so	16:04.7	5:21/M
25	25	1466	Chris Keeley	43 Neuqua Valley	fr	16:06.1	5:22/M
26	26	1464	Alex Johnson	43 Neuqua Valley	so	16:06.1	5:22/M
27	27	942	Julian Higueros	31 Lane Tech	fr	16:08.9	5:23/M
28	28	2724	Scott Maison	80 Wheaton	fr	16:09.2	5:23/M
29	29	2100	Steven Merriweather	56 Plainfield South	so	16:10.5	5:23/M
30	30	1701	Matthew Vietzen	47 Oak Park and	so	16:10.6	5:23/M
31	31	2798	Dan Honquest	82 York Community	so	16:10.7	5:23/M
32	32	2725	Sean Maison	80 Wheaton	fr	16:15.1	5:25/M
33	33	746	Oscar Tejeda	25 Joliet Central	so	16:15.8	5:25/M
34	34	111	ANGELO PETERS	4 Bartlett High School	fr	16:16.7	5:25/M
35	35	299	Henry Shore	12 Deerfield High	so	16:17.5	5:26/M
36	36	1929	Henry Lechowicz	52 Palatine	so	16:17.8	5:26/M
37	37	2097	Andrew Holba	56 Plainfield South	so	16:18.1	5:26/M
38	38	72	Connor Mahoney	3 Barrington High	so	16:18.1	5:26/M
39	39	1767	Matthew Gilster	49 O'Fallon (IL)	so	16:18.9	5:26/M
40	40	2410	Bennett Malone	70 St. Charles East	fr	16:19.6	5:26/M
41	41	1658	Robbie George	47 Oak Park and	so	16:20.3	5:27/M
42	42	1601	Dane Alexander	45 Normal University	fr	16:20.5	5:27/M
43	43	1177	Brandon Christopher	39 Maine South	so	16:22.6	5:27/M
44	44	1757	Garrett Blenkush	49 O'Fallon (IL)	so	16:22.9	5:27/M
45	45	502	Cody Zajac	19 Grant	so	16:24.7	5:28/M
46	46	557	Nate Mayo	21 Hersey	so	16:28.7	5:29/M

1100
September 19, 2015

Overall Finish List

Boys

F/S Boys

<u>Place</u>	<u>Score</u>	<u>Bib No</u>	<u>Name</u>	<u>Team</u>	<u>Grade</u>	<u>Time</u>	<u>Pace</u>
47	47	1617	Matt Zacharias	45 Normal University	so	16:29.9	5:30/M
48	48	909	Patrick TRUE	30 Lake Zurich High	so	16:30.0	5:30/M
49	49	1805	Hayden Ybarra	49 O'Fallon (IL)	so	16:30.9	5:30/M
50	50	2409	Tom Liking	70 St. Charles East	fr	16:31.1	5:30/M
51	51	1691	Owen Savoy	47 Oak Park and	so	16:31.9	5:30/M
52	52	1320	McLean Griffin	42 Naperville North	fr	16:32.4	5:31/M
53	53	1146	Mathias Powell	38 Mahomet-Seymour	fr	16:32.7	5:31/M
54	54	1314	Griffin Blecke	42 Naperville North	fr	16:33.8	5:31/M
55	55	128	Nathan Morrelly	5 Berwyn/Cicero	fr	16:34.4	5:31/M
56	56	363	Ryan Kredell	14 Geneva High	fr	16:34.6	5:31/M
57	57	550	Ryan Buch	21 Hersey	fr	16:35.2	5:32/M
58	58	194	Nick Gonsch	8 Carl Sandburg	so	16:35.3	5:32/M
59	59	1663	Peter Halloran	47 Oak Park and	so	16:35.3	5:32/M
60	60	1876	Joe Fioresi	51 Oswego	so	16:35.4	5:32/M
61	61	123	Rafael Ibarra	5 Berwyn/Cicero	so	16:35.7	5:32/M
62	62	1129	Evan Burge	38 Mahomet-Seymour	so	16:36.0	5:32/M
63	(< 5)	2508	Wyatt Wolfersburger	72 St. Joseph-Ogden	so	16:36.2	5:32/M
64	63	1131	Lucas Chittick	38 Mahomet-Seymour	fr	16:36.6	5:32/M
65	64	1331	Nicholas Trattner	42 Naperville North	fr	16:36.9	5:32/M
66	65	884	Drake Heisterkamp	30 Lake Zurich High	so	16:37.7	5:32/M
67	66	1610	Josh Nepomuceno	45 Normal University	fr	16:37.8	5:32/M
68	67	105	BRANDON KIM	4 Bartlett High School	so	16:38.4	5:33/M
69	68	660	Josh Crull	23 Hononegah	fr	16:38.5	5:33/M
70	69	2366	Barrett Kurmann	68 Springfield High	so	16:38.5	5:33/M
71	70	891	Eric Metzger	30 Lake Zurich High	so	16:39.0	5:33/M
72	71	2054	Emmanuel Angomas	55 Plainfield East	fr	16:39.9	5:33/M
73	72	2407	Kyle Izzo	70 St. Charles East	so	16:40.0	5:33/M
74	73	70	Aiden King	3 Barrington High	so	16:40.7	5:33/M
75	74	563	Michael Sutor	21 Hersey	so	16:40.8	5:33/M
76	75	1134	Kaelan Davis	38 Mahomet-Seymour	fr	16:41.3	5:34/M
77	76	952	KC Pruit	31 Lane Tech	so	16:42.0	5:34/M
78	77	1919	Joe Ahlgrim	52 Palatine	fr	16:42.3	5:34/M
79	78	559	Sean Paton	21 Hersey	so	16:42.4	5:34/M
80	79	1132	Joe Churm	38 Mahomet-Seymour	so	16:43.2	5:34/M
81	80	1608	Alok Kamatar	45 Normal University	so	16:43.5	5:34/M
82	81	1771	Ashton Hess	49 O'Fallon (IL)	fr	16:43.8	5:34/M
83	82	872	Jacob Bieniek	30 Lake Zurich High	so	16:43.9	5:34/M
84	83	650	Eddie Baines	23 Hononegah	so	16:44.3	5:35/M
85	84	741	Nick Rios	25 Joliet Central	so	16:44.9	5:35/M
86	85	2069	Zahid Salodawala	55 Plainfield East	so	16:44.9	5:35/M
87	86	1441	Keanan Ginell	43 Neuqua Valley	so	16:45.0	5:35/M
88	87	462	Eli Rudin	18 Glenwood High	so	16:45.6	5:35/M
89	88	348	Alex Cordogan	14 Geneva High	so	16:46.5	5:35/M
90	89	1319	John Eifler	42 Naperville North	so	16:46.7	5:35/M
91	90	73	Ryan Sorenson	3 Barrington High	so	16:47.9	5:36/M
92	91	67	Jack DeWeerd	3 Barrington High	fr	16:48.8	5:36/M

Track Date
September 19, 2015

Overall Finish List

Boys

F/S Boys

<u>Place</u>	<u>Score</u>	<u>Bib No</u>	<u>Name</u>	<u>Team</u>	<u>Grade</u>	<u>Time</u>	<u>Pace</u>
93	92	183	Nico Calderon	8 Carl Sandburg	fr	16:49.3	5:36/M
94	93	871	Jake Baffa	30 Lake Zurich High	so	16:49.5	5:36/M
95	94	1108	Jack Lynch	37 Loyola Academy	fr	16:49.6	5:36/M
96	95	879	Sean Ginn	30 Lake Zurich High	so	16:49.6	5:36/M
97	96	2109	Brenden Wengler	56 Plainfield South	so	16:50.1	5:37/M
98	97	1209	Ryan Prendergast	39 Maine South	so	16:50.6	5:37/M
99	98	192	Xander Furmanek	8 Carl Sandburg	so	16:50.6	5:37/M
100	99	878	Kyle Gilboy	30 Lake Zurich High	so	16:50.6	5:37/M
101	(< 5)	2505	Austin Rein	72 St. Joseph-Ogden	so	16:51.4	5:37/M
102	100	1889	Bradley Osuch	51 Oswego	so	16:51.9	5:37/M
103	(< 5)	2507	Mitchell Thompsen	72 St. Joseph-Ogden	so	16:54.0	5:38/M
104	101	1115	Aidan Sullivan	37 Loyola Academy	so	16:54.3	5:38/M
105	102	212	Robbie Sieczkowski	8 Carl Sandburg	so	16:54.5	5:38/M
106	103	2802	Mark Morgan	82 York Community	so	16:54.7	5:38/M
107	104	1576	Jacob Myers	44 Normal Community	fr	16:55.4	5:38/M
108	105	220	Ryan Wagner	8 Carl Sandburg	so	16:55.5	5:38/M
109	106	654	David Breiten	23 Hononegah	so	16:55.8	5:38/M
110	107	1201	Jake Mellema	39 Maine South	so	16:56.7	5:39/M
111	108	2249	Brendan Fahey	63 Sacred	fr	16:57.1	5:39/M
112	109	365	Cole Montgomery	14 Geneva High	so	16:57.2	5:39/M
113	(> 7)	1488	Evan McVittie	43 Neuqua Valley	so	16:58.0	5:39/M
114	(< 5)	2504	Braden Pridemore	72 St. Joseph-Ogden	so	16:58.1	5:39/M
115	110	301	Ben Wolfe	12 Deerfield High	so	16:58.7	5:39/M
116	111	189	Ryan Duffy	8 Carl Sandburg	so	16:58.9	5:39/M
117	112	1935	Zach Simons	52 Palatine	so	16:58.9	5:39/M
118	113	2058	Josh Kayiwa	55 Plainfield East	so	16:59.3	5:40/M
119	114	1573	John Mazza	44 Normal Community	so	16:59.8	5:40/M
120	115	291	William Dowell	12 Deerfield High	so	17:00.8	5:40/M
121	116	1216	Ian Spears	39 Maine South	fr	17:01.2	5:40/M
122	117	1148	Kyle Sheehy	38 Mahomet-Seymour	so	17:02.1	5:41/M
123	118	1325	Hugh mckee	42 Naperville North	so	17:02.5	5:41/M
124	119	491	Nathan Ehrenhofer	19 Grant	so	17:05.8	5:42/M
125	(> 7)	1609	Jackson McClure	45 Normal University	fr	17:06.1	5:42/M
126	120	2728	Matthew Strong	80 Wheaton	so	17:06.5	5:42/M
127	121	2720	John Keys	80 Wheaton	so	17:06.8	5:42/M
128	(> 7)	565	Joe Theisen	21 Hersey	so	17:07.6	5:42/M
129	(> 7)	1607	Bryan Huizenga	45 Normal University	fr	17:08.6	5:43/M
130	122	343	Justin Bach	14 Geneva High	so	17:09.1	5:43/M
131	123	1222	Alex Wagner	39 Maine South	so	17:11.5	5:44/M
132	124	289	Matt Butler	12 Deerfield High	so	17:12.0	5:44/M
133	125	607	Trevor Lehmann	22 Hinsdale South	fr	17:12.0	5:44/M
134	(> 7)	1483	Michael Madiol	43 Neuqua Valley	fr	17:13.4	5:44/M
135	126	1932	Art Oshinson	52 Palatine	so	17:14.5	5:45/M
136	127	772	Cole Long	27 Joliet West High	so	17:15.1	5:45/M
137	128	108	ALAN MICHALEK	4 Bartlett High School	fr	17:15.5	5:45/M
138	129	1326	Liam Moore	42 Naperville North	so	17:16.0	5:45/M

September 19, 2015

Overall Finish List

Boys

F/S Boys

<u>Place</u>	<u>Score</u>	<u>Bib No</u>	<u>Name</u>	<u>Team</u>	<u>Grade</u>	<u>Time</u>	<u>Pace</u>
139	130	1925	Aiden Kiefer	52 Palatine	so	17:16.3	5:45/M
140	131	697	Andrew Wilson	23 Hononegah	fr	17:16.5	5:45/M
141	132	2721	Joseph Kim	80 Wheaton	so	17:17.1	5:46/M
142	133	1883	Kyle Kelty	51 Oswego	fr	17:17.5	5:46/M
143	134	1318	Brian D'Souza	42 Naperville North	so	17:18.5	5:46/M
144	135	2323	Brian Hauser	67 Shepard	so	17:18.9	5:46/M
145	(> 7)	1332	Kyle Wright	42 Naperville North	fr	17:19.4	5:46/M
146	136	2795	Joe Evelyn	82 York Community	so	17:20.3	5:47/M
147	137	2070	Gavin Withaeger	55 Plainfield East	so	17:20.8	5:47/M
148	138	380	Alex MacDonald	15 Glenbard East H.S.	fr	17:21.0	5:47/M
149	139	2655	Zenen Cardenas	78 West Chicago	fr	17:22.0	5:47/M
150	140	1584	Logan Woodrum	44 Normal Community	so	17:22.6	5:47/M
151	141	698	Tyler Wilson	23 Hononegah	so	17:23.0	5:48/M
152	142	38	Kyle Madura	1 Amos Alonzo Stagg	so	17:23.1	5:48/M
153	(> 7)	1317	Sasha Dresbach	42 Naperville North	fr	17:24.8	5:48/M
154	143	1175	Tommy Brady	39 Maine South	fr	17:24.8	5:48/M
155	144	2107	Carson Vittorio	56 Plainfield South	fr	17:25.2	5:48/M
156	145	956	Tommy Scholle	31 Lane Tech	fr	17:25.2	5:48/M
157	146	115	Colin Anderson	5 Berwyn/Cicero	so	17:25.2	5:48/M
158	(> 7)	1433	Nicholas Drechsler	43 Neuqua Valley	fr	17:26.1	5:49/M
159	147	2367	Shaul Latif	68 Springfield High	so	17:26.1	5:49/M
160	148	2796	Brendon Hill	82 York Community	fr	17:26.6	5:49/M
161	149	2106	Jason Subick	56 Plainfield South	so	17:27.5	5:49/M
162	150	1218	Matt Thorsen	39 Maine South	so	17:29.2	5:50/M
163	151	1774	Andrew Joyce	49 O'Fallon (IL)	fr	17:29.9	5:50/M
164	152	206	Patrick Morris	8 Carl Sandburg	so	17:30.1	5:50/M
165	(> 7)	1215	Martin Sornat	39 Maine South	so	17:30.8	5:50/M
166	153	1100	Marc Daly	37 Loyola Academy	so	17:30.9	5:50/M
167	154	2320	Giovanni Cisneros	67 Shepard	so	17:32.7	5:51/M
168	155	33	Justin Hobart	1 Amos Alonzo Stagg	so	17:32.9	5:51/M
169	156	2057	Jonathan Gancarczyk	55 Plainfield East	so	17:33.3	5:51/M
170	(> 7)	903	Matt Schwartz	30 Lake Zurich High	so	17:33.3	5:51/M
171	157	950	Michael Noonan	31 Lane Tech	so	17:34.7	5:51/M
172	158	1895	Corey Saelens	51 Oswego	so	17:35.8	5:52/M
173	159	618	Tim Rudolph	22 Hinsdale South	fr	17:35.9	5:52/M
174	160	667	Spencer Hielkema	23 Hononegah	fr	17:36.6	5:52/M
175	(> 7)	1316	Matt Cherry	42 Naperville North	fr	17:37.1	5:52/M
176	161	2713	Connor Burns	80 Wheaton	so	17:38.1	5:53/M
177	162	1680	Garrett Minich	47 Oak Park and	fr	17:38.8	5:53/M
178	163	30	Nate Haefflin	1 Amos Alonzo Stagg	so	17:40.2	5:53/M
179	(> 7)	1180	Sean Dempsey	39 Maine South	fr	17:40.5	5:53/M
180	164	1973	Andrew Wolfe	53 Pekin Community	fr	17:40.8	5:53/M
181	165	766	Arturo Cruz	27 Joliet West High	so	17:41.3	5:54/M
182	166	2056	Henry Finck	55 Plainfield East	so	17:43.5	5:54/M
183	167	1575	Sujith Molakala	44 Normal Community	so	17:43.6	5:54/M
184	(> 7)	2105	James Sottosanto	56 Plainfield South	fr	17:44.4	5:55/M

Overall Finish List

Boys

F/S Boys

<u>Place</u>	<u>Score</u>	<u>Bib No</u>	<u>Name</u>	<u>Team</u>	<u>Grade</u>	<u>Time</u>	<u>Pace</u>
185	168	1579	Xavier Scott	44 Normal Community	fr	17:46.6	5:55/M
186	169	771	Andrew Limacher	27 Joliet West High	so	17:47.2	5:56/M
187	170	134	Kenneth Sandoval	5 Berwyn/Cicero	fr	17:47.4	5:56/M
188	(> 7)	1220	Gavin Voris	39 Maine South	so	17:47.5	5:56/M
189	171	2443	Jacob Estlund	71 St. Charles North	so	17:47.6	5:56/M
190	172	678	Nick McChesney	23 Hononegah	so	17:48.5	5:56/M
191	(> 7)	883	Sam Guinta	30 Lake Zurich High	so	17:48.5	5:56/M
192	173	1887	Brady Mello	51 Oswego	fr	17:49.4	5:56/M
193	174	841	Niklas Niedermann	29 Lake Park High	fr	17:51.5	5:57/M
194	175	2448	Connor Jacobs	71 St. Charles North	so	17:51.7	5:57/M
195	(< 5)	2583	Abraham Zelchenko	75 University High	fr	17:52.2	5:57/M
196	176	2261	Jake Wagoner	63 Sacred	fr	17:52.3	5:57/M
197	177	1113	John Schmeltz	37 Loyola Academy	fr	17:53.4	5:58/M
198	178	1899	Noah Vanderhei	51 Oswego	so	17:54.3	5:58/M
199	(< 5)	1257	Sean Rein	40 Marist High School	fr	17:54.8	5:58/M
200	179	1312	J.C. Wilkin	41 Monticello	so	17:55.2	5:58/M
201	180	1109	Conner Mocny	37 Loyola Academy	so	17:55.9	5:58/M
202	181	1112	Matthew Raymond	37 Loyola Academy	so	17:56.7	5:59/M
203	182	2018	Tony Haddad	54 Peoria Notre Dame	so	17:57.6	5:59/M
204	183	2324	Dalvin Humphrey	67 Shepard	fr	17:57.7	5:59/M
205	184	2329	Josh McGrath	67 Shepard	so	17:58.0	5:59/M
206	(> 7)	560	Cole Rodgers	21 Hersey	so	17:58.2	5:59/M
207	185	2715	Cole Dixon	80 Wheaton	so	17:58.3	5:59/M
208	186	1568	Aaron Fawley	44 Normal Community	so	17:58.4	5:59/M
209	187	941	Kyle Haile	31 Lane Tech	so	17:58.4	5:59/M
210	188	2670	Dan Trimarco	78 West Chicago	fr	17:59.1	6:00/M
211	(> 7)	2094	Alex Cole	56 Plainfield South	so	18:00.7	6:00/M
212	189	1570	Yuktesh Kalidindi	44 Normal Community	so	18:01.0	6:00/M
213	(> 7)	1920	Jacomore Busse	52 Palatine	so	18:03.1	6:01/M
214	190	748	Michael Vargas	25 Joliet Central	so	18:03.2	6:01/M
215	191	740	Eric Reynoso	25 Joliet Central	so	18:03.4	6:01/M
216	(> 7)	182	Peter Bukuri	8 Carl Sandburg	fr	18:04.4	6:01/M
217	192	1968	Cole Russell	53 Pekin Community	fr	18:04.9	6:01/M
218	193	1958	Bennett Custer	53 Pekin Community	fr	18:05.4	6:02/M
219	194	379	Jimmy Lynch	15 Glenbard East H.S.	so	18:05.9	6:02/M
220	195	831	Andrew Beugnet	29 Lake Park High	so	18:06.2	6:02/M
221	196	2064	Nick Pedersen	55 Plainfield East	so	18:07.0	6:02/M
222	(> 7)	1583	Nathan Witte	44 Normal Community	so	18:08.4	6:03/M
223	197	1648	Declan Cavanaugh	47 Oak Park and	so	18:09.1	6:03/M
224	(> 7)	2718	Evan Guthrie	80 Wheaton	fr	18:09.5	6:03/M
225	198	735	Erick Islas	25 Joliet Central	so	18:11.0	6:04/M
226	(> 7)	187	John Cunningham	8 Carl Sandburg	fr	18:11.6	6:04/M
227	(> 7)	2108	Timmy Wade	56 Plainfield South	fr	18:12.0	6:04/M
228	199	1971	Jayden Tabb	53 Pekin Community	fr	18:12.0	6:04/M
229	200	1288	Keegan Davis	41 Monticello	fr	18:12.7	6:04/M
230	201	621	Christian Schulte	22 Hinsdale South	so	18:13.1	6:04/M

11000 11000
September 19, 2015

Overall Finish List

Boys

F/S Boys

<u>Place</u>	<u>Score</u>	<u>Bib No</u>	<u>Name</u>	<u>Team</u>	<u>Grade</u>	<u>Time</u>	<u>Pace</u>
231	202	2373	Ryan Waldinger	68 Springfield High	fr	18:13.2	6:04/M
232	203	2701	Jacob Prasil	79 Wheaton Academy	fr	18:13.3	6:04/M
233	204	953	Alberto Ramirez	31 Lane Tech	so	18:13.6	6:04/M
234	205	2430	Hunter Bletz	71 St. Charles North	fr	18:13.9	6:04/M
235	(> 7)	1578	Justin Schwamberger	44 Normal Community	so	18:16.0	6:05/M
236	206	290	Zach Dolnick	12 Deerfield High	so	18:16.4	6:05/M
237	(> 7)	669	West Jennings	23 Hononegah	so	18:16.5	6:05/M
238	(> 7)	1786	Ryan Mank	49 O'Fallon (IL)	so	18:16.9	6:05/M
239	207	31	Nick Harper	1 Amos Alonzo Stagg	fr	18:17.8	6:06/M
240	(< 5)	1253	George Madaras	40 Marist High School	fr	18:18.4	6:06/M
241	208	2333	Matt Stout	67 Shepard	so	18:18.7	6:06/M
242	209	378	Tom Flanagan	15 Glenbard East H.S.	so	18:19.7	6:06/M
243	210	129	Anthony Munoz	5 Berwyn/Cicero	fr	18:21.2	6:07/M
244	211	1892	Brendan Pope	51 Oswego	so	18:22.0	6:07/M
245	212	837	Brian Feutz	29 Lake Park High	fr	18:22.9	6:07/M
246	213	2661	Jonathan Hernandez	78 West Chicago	so	18:23.8	6:08/M
247	214	2363	Zach Kinison	68 Springfield High	fr	18:24.2	6:08/M
248	215	2699	Will Lyon	79 Wheaton Academy	fr	18:25.2	6:08/M
249	216	1647	Lucas Carrillo	47 Oak Park and	so	18:25.4	6:08/M
250	217	2695	Rylen Hershey	79 Wheaton Academy	fr	18:26.3	6:09/M
251	218	954	Joel Reyes	31 Lane Tech	so	18:26.5	6:09/M
252	(> 7)	1776	James Kelly	49 O'Fallon (IL)	fr	18:26.9	6:09/M
253	219	390	Matt Wachholz	15 Glenbard East H.S.	fr	18:27.9	6:09/M
254	220	593	Tanner Booth	22 Hinsdale South	fr	18:28.2	6:09/M
255	221	113	PATRICK STEPHEN	4 Bartlett High School	fr	18:28.3	6:09/M
256	222	2326	Jake Kats	67 Shepard	so	18:28.6	6:09/M
257	(> 7)	1580	Drew Toohill	44 Normal Community	fr	18:29.0	6:10/M
258	(> 7)	2730	Jared Walsh	80 Wheaton	so	18:29.3	6:10/M
259	(> 7)	907	Lukas Troutman	30 Lake Zurich High	fr	18:30.1	6:10/M
260	223	2446	Nic Gutierrez	71 St. Charles North	fr	18:30.3	6:10/M
261	(> 7)	1933	Luke Sauerland	52 Palatine	fr	18:30.9	6:10/M
262	224	2463	Connor Nelis	71 St. Charles North	fr	18:31.1	6:10/M
263	225	2442	Jack Dorrance	71 St. Charles North	fr	18:32.8	6:11/M
264	226	2319	Dominic Cantore	67 Shepard	so	18:33.3	6:11/M
265	(> 7)	2328	Jeremy McGrath	67 Shepard	so	18:33.6	6:11/M
266	227	2454	Kevin Lee	71 St. Charles North	so	18:33.7	6:11/M
267	228	37	Arnas Liesis	1 Amos Alonzo Stagg	so	18:34.4	6:11/M
268	229	732	Eric Cuevas	25 Joliet Central	fr	18:35.3	6:12/M
269	230	460	Jacob Roach	18 Glenwood High	so	18:36.2	6:12/M
270	231	721	Tyler Hinthorn	24 Joliet Catholic	so	18:36.9	6:12/M
271	232	347	Colin Clancy	14 Geneva High	so	18:38.1	6:13/M
272	233	832	Jason Beugnet	29 Lake Park High	so	18:39.7	6:13/M
273	234	768	Jake Heppner	27 Joliet West High	so	18:40.8	6:13/M
274	235	1280	Justin Baysore	41 Monticello	fr	18:41.2	6:14/M
275	(> 7)	679	Connor McCullough	23 Hononegah	fr	18:41.3	6:14/M
276	(> 7)	2063	Connor Morfoot	55 Plainfield East	so	18:42.1	6:14/M

race date
September 19, 2015

Overall Finish List

Boys

F/S Boys

<u>Place</u>	<u>Score</u>	<u>Bib No</u>	<u>Name</u>	<u>Team</u>	<u>Grade</u>	<u>Time</u>	<u>Pace</u>
277	(> 7)	1697	Spencer Thorpe	47 Oak Park and	fr	18:42.4	6:14/M
278	236	1151	Adam Von Holton	38 Mahomet-Seymour	fr	18:42.6	6:14/M
279	237	493	Landon Harrah	19 Grant	so	18:42.7	6:14/M
280	(> 7)	958	Steven Yee	31 Lane Tech	fr	18:43.8	6:14/M
281	(> 7)	1758	Brock Bundy	49 O'Fallon (IL)	so	18:44.9	6:15/M
282	238	1283	Ryan Bright	41 Monticello	fr	18:45.4	6:15/M
283	239	1102	Ian Gallo	37 Loyola Academy	fr	18:45.8	6:15/M
284	240	362	Matt Hoskins	14 Geneva High	so	18:46.8	6:15/M
285	241	125	Adrian Martinez	5 Berwyn/Cicero	so	18:47.5	6:16/M
286	242	114	JOSH VILLACASTIN	4 Bartlett High School	so	18:49.8	6:16/M
287	243	774	Joey Mojica	27 Joliet West High	fr	18:49.9	6:16/M
288	(> 7)	1928	Andrew Frank	52 Palatine	fr	18:50.0	6:17/M
289	244	112	NATHAN SMITH	4 Bartlett High School	so	18:50.6	6:17/M
290	245	26	Brendan Conroy	1 Amos Alonzo Stagg	fr	18:52.2	6:17/M
291	246	465	Matt Wendel	18 Glenwood High	fr	18:52.6	6:17/M
292	247	847	Nathan Szczerba	29 Lake Park High	fr	18:53.1	6:18/M
293	248	382	Luke Owen	15 Glenbard East H.S.	fr	18:54.8	6:18/M
294	249	738	Luis Nunez	25 Joliet Central	so	18:54.9	6:18/M
295	250	779	Anthony Sain	27 Joliet West High	so	18:55.5	6:18/M
296	(> 7)	1142	Kiel Ledin	38 Mahomet-Seymour	fr	18:56.0	6:19/M
297	251	765	Jorge Chavez	27 Joliet West High	fr	18:56.4	6:19/M
298	(> 7)	25	Matt Aleck	1 Amos Alonzo Stagg	so	18:56.9	6:19/M
299	(> 7)	944	Daniel Julius	31 Lane Tech	so	18:57.6	6:19/M
300	252	1969	Ian Sayles	53 Pekin Community	fr	18:58.5	6:19/M
301	(> 7)	1882	Evan Kammerer	51 Oswego	fr	18:58.6	6:19/M
302	253	2030	Sergio Teran	54 Peoria Notre Dame	fr	18:58.8	6:19/M
303	(> 7)	2445	Erik Gustafson	71 St. Charles North	so	18:59.2	6:20/M
304	(> 7)	747	Randy Tran	25 Joliet Central	so	18:59.9	6:20/M
305	254	292	Jack Fisher	12 Deerfield High	so	19:00.5	6:20/M
306	(> 7)	549	Zach Ault	21 Hersey	so	19:01.1	6:20/M
307	(> 7)	1651	Riley Collins	47 Oak Park and	fr	19:01.5	6:20/M
308	255	1286	Ben Clifton	41 Monticello	fr	19:01.8	6:20/M
309	256	1298	Josiah Ratts	41 Monticello	fr	19:02.7	6:21/M
310	(> 7)	951	Saafir Palmes	31 Lane Tech	fr	19:02.9	6:21/M
311	257	846	Derek Szczekocki	29 Lake Park High	so	19:03.6	6:21/M
312	(> 7)	27	John Doherty	1 Amos Alonzo Stagg	so	19:06.0	6:22/M
313	(> 7)	1098	Joe Blasko	37 Loyola Academy	fr	19:07.0	6:22/M
314	(> 7)	1890	Daniel Pach	51 Oswego	fr	19:08.9	6:23/M
315	258	2022	Ben McCoy	54 Peoria Notre Dame	so	19:11.0	6:24/M
316	259	2694	Lane Froese	79 Wheaton Academy	fr	19:12.4	6:24/M
317	(> 7)	2432	Luke Boehm	71 St. Charles North	fr	19:12.9	6:24/M
318	(> 7)	1685	Simon Petrick	47 Oak Park and	fr	19:12.9	6:24/M
319	(> 7)	733	Jonathan Garcia	25 Joliet Central	fr	19:13.8	6:24/M
320	260	106	TIM LUCZAK	4 Bartlett High School	so	19:15.2	6:25/M
321	(> 7)	1896	Jacob Sefranek	51 Oswego	so	19:18.8	6:26/M
322	261	834	Jeff Biddle	29 Lake Park High	fr	19:19.3	6:26/M

Overall Finish List

Boys

F/S Boys

<u>Place</u>	<u>Score</u>	<u>Bib No</u>	<u>Name</u>	<u>Team</u>	<u>Grade</u>	<u>Time</u>	<u>Pace</u>
323	262	372	Teddy Webster	14 Geneva High	fr	19:20.9	6:27/M
324	(> 7)	2482	Thomas Wagner	71 St. Charles North	so	19:23.7	6:28/M
325	(> 7)	197	Sam Lane	8 Carl Sandburg	fr	19:24.7	6:28/M
326	263	2706	Landon Rose	79 Wheaton Academy	so	19:25.3	6:28/M
327	(< 5)	1259	Colin Tracy	40 Marist High School	fr	19:25.9	6:28/M
328	264	295	Ben Kamen	12 Deerfield High	so	19:26.9	6:29/M
329	(> 7)	1136	Charlie Grant	38 Mahomet-Seymour	so	19:27.2	6:29/M
330	(> 7)	357	Braden Fioresi	14 Geneva High	so	19:30.9	6:30/M
331	265	2013	Luke Elser	54 Peoria Notre Dame	so	19:34.0	6:31/M
332	266	2006	Davette Baker	54 Peoria Notre Dame	fr	19:35.7	6:32/M
333	267	1956	Brody Blackwell	53 Pekin Community	fr	19:37.1	6:32/M
334	268	1970	Joey Struhbar	53 Pekin Community	fr	19:37.3	6:32/M
335	269	2700	Daniel Phelps	79 Wheaton Academy	so	19:37.4	6:32/M
336	(> 7)	358	Hayden Fogel	14 Geneva High	so	19:40.3	6:33/M
337	270	2253	Avery McReynolds	63 Sacred	so	19:41.5	6:34/M
338	(> 7)	2332	Matt Randich	67 Shepard	so	19:42.5	6:34/M
339	271	2256	Nathan Murphy	63 Sacred	so	19:46.6	6:35/M
340	(> 7)	1965	Garrett Oliver	53 Pekin Community	fr	19:47.1	6:36/M
341	(> 7)	848	Hugo Troesken	29 Lake Park High	so	19:48.4	6:36/M
342	(< 5)	986	Tyler Richards	32 Lanphier	so	19:49.1	6:36/M
343	(> 7)	777	Tony Petrilla	27 Joliet West High	so	19:51.1	6:37/M
344	272	457	Aaron Peck	18 Glenwood High	so	19:51.4	6:37/M
345	(< 5)	2197	Carson Triplett	60 Quincy Senior High	fr	19:54.8	6:38/M
346	273	2654	Jack Brotnow	78 West Chicago	so	19:54.9	6:38/M
347	(> 7)	775	Sam Munson	27 Joliet West High	fr	19:56.6	6:39/M
348	274	2702	Andrew Pratt	79 Wheaton Academy	fr	19:57.4	6:39/M
349	275	2032	Billy Williams	54 Peoria Notre Dame	fr	19:57.4	6:39/M
350	276	2663	Eric Latham	78 West Chicago	fr	19:58.3	6:39/M
351	277	2026	Liam Owens	54 Peoria Notre Dame	so	19:58.4	6:39/M
352	(> 7)	845	Andrew Steetz	29 Lake Park High	fr	19:58.9	6:39/M
353	278	2247	Killian Davis	63 Sacred	so	19:58.9	6:39/M
354	279	456	Jivan Nallamothu	18 Glenwood High	so	19:59.9	6:40/M
355	(> 7)	776	Nathan Olson	27 Joliet West High	so	20:00.1	6:40/M
356	280	2359	Liam Flynn	68 Springfield High	fr	20:00.7	6:40/M
357	281	2368	Brady Malone	68 Springfield High	so	20:01.2	6:40/M
358	282	497	Zach Kryzak	19 Grant	fr	20:07.7	6:42/M
359	(< 5)	973	Chris Baugh	32 Lanphier	fr	20:11.6	6:44/M
360	(> 7)	2692	Tyler Cairncross	79 Wheaton Academy	so	20:13.7	6:44/M
361	283	389	Jackson Van Dam	15 Glenbard East H.S.	fr	20:13.8	6:44/M
362	(> 7)	731	Ben Chambers	25 Joliet Central	fr	20:14.9	6:45/M
363	284	728	Julian Smith	24 Joliet Catholic	so	20:16.0	6:45/M
364	285	448	Martin Carter	18 Glenwood High	so	20:17.0	6:46/M
365	(> 7)	1149	Nate Strigotte	38 Mahomet-Seymour	so	20:26.5	6:49/M
366	(> 7)	2024	Max Murphy	54 Peoria Notre Dame	so	20:28.9	6:49/M
367	(> 7)	361	Chris Hall	14 Geneva High	so	20:36.9	6:52/M
368	286	2360	Alec Glisson	68 Springfield High	fr	20:37.9	6:52/M

Race Date
September 19, 2015

Richard Spring Invitational

Overall Finish List

Boys

Open Boys

<u>Place</u>	<u>Score</u>	<u>Bib No</u>	<u>Name</u>	<u>Team</u>	<u>Grade</u>	<u>Time</u>	<u>Pace</u>
1	1	1491	Josh Mollway	43 Neuqua Valley	jr	15:33.5	5:11/M
2	2	217	Alex Szymanski	8 Carl Sandburg	jr	15:50.8	5:17/M
3	3	191	Pat Foster	8 Carl Sandburg	sr	16:03.3	5:21/M
4	4	1502	Peter O'Neil	43 Neuqua Valley	sr	16:06.9	5:22/M
5	5	1416	Wylie Anderson	43 Neuqua Valley	sr	16:08.3	5:23/M
6	6	1450	Jeremy Hayhurst	43 Neuqua Valley	jr	16:14.3	5:25/M
7	7	188	Miles Draskovic	8 Carl Sandburg	sr	16:23.1	5:28/M
8	8	185	Nick Carollo	8 Carl Sandburg	sr	16:25.3	5:28/M
9	9	203	Tom Marchese	8 Carl Sandburg	jr	16:28.2	5:29/M
10	10	1446	Jeremy Hagerman	43 Neuqua Valley	so	16:30.5	5:30/M
11	11	1476	Trevor Lambert	43 Neuqua Valley	fr	16:30.9	5:30/M
12	12	1682	Eric Mulshine	47 Oak Park and	jr	16:32.3	5:31/M
13	13	1509	Alan Poe	43 Neuqua Valley	jr	16:33.0	5:31/M
14	(> 7)	1457	Erik Huenecke	43 Neuqua Valley	jr	16:34.8	5:31/M
15	(> 7)	1448	Anand Haran	43 Neuqua Valley	sr	16:37.4	5:32/M
16	(> 7)	1540	Lukas Weber	43 Neuqua Valley	sr	16:37.5	5:32/M
17	14	351	Scott Creger	14 Geneva High	jr	16:37.7	5:32/M
18	(> 7)	1543	Matt Wolff	43 Neuqua Valley	sr	16:38.4	5:33/M
19	(> 7)	1456	Andrew Huang	43 Neuqua Valley	sr	16:40.1	5:33/M
20	15	221	John Wagner	8 Carl Sandburg	sr	16:41.3	5:34/M
21	(< 5)	1143	Joey Magyar	38 Mahomet-Seymour	sr	16:45.8	5:35/M
22	(> 7)	1522	Shiva Singh	43 Neuqua Valley	sr	16:46.4	5:35/M
23	(> 7)	1506	Josh Patel	43 Neuqua Valley	jr	16:47.2	5:36/M
24	(> 7)	1505	Rishabh Pandey	43 Neuqua Valley	jr	16:47.6	5:36/M
25	(> 7)	1438	Tim Fanelle	43 Neuqua Valley	sr	16:48.6	5:36/M
26	(> 7)	1492	Matt Murray	43 Neuqua Valley	sr	16:49.9	5:36/M
27	16	1694	Alex Staples	47 Oak Park and	sr	16:51.3	5:37/M
28	17	186	Lou Cavalier	8 Carl Sandburg	sr	16:52.7	5:37/M
29	(> 7)	1425	Patrick Conway	43 Neuqua Valley	sr	16:53.5	5:38/M
30	(> 7)	1530	Joe Tarszowicz	43 Neuqua Valley	jr	16:54.4	5:38/M
31	18	2483	Luke Zanis	71 St. Charles North	jr	16:55.3	5:38/M
32	(> 7)	1539	Garrett Weber	43 Neuqua Valley	sr	16:58.4	5:39/M
33	(> 7)	1418	Michael Block	43 Neuqua Valley	sr	16:58.9	5:39/M
34	19	1823	Kyle Rader	50 Olympia High	jr	16:59.0	5:40/M
35	(> 7)	1498	Evan Novak	43 Neuqua Valley	sr	16:59.6	5:40/M
36	(> 7)	1495	Paul Neubauer	43 Neuqua Valley	jr	17:01.0	5:40/M
37	20	354	Josh Doyle	14 Geneva High	sr	17:04.1	5:41/M
38	21	1178	Anders Cox	39 Maine South	sr	17:05.0	5:42/M
39	(> 7)	178	Ben Cadmus	8 Carl Sandburg	fr	17:13.2	5:44/M
40	22	1649	Finnian Cavanaugh	47 Oak Park and	sr	17:13.8	5:44/M
41	23	2452	Tim Leal	71 St. Charles North	jr	17:14.8	5:45/M
42	(> 7)	208	Danny Papan	8 Carl Sandburg	jr	17:16.4	5:45/M
43	24	2481	Trevor Tomich	71 St. Charles North	sr	17:16.9	5:45/M
44	25	350	David Creger	14 Geneva High	jr	17:17.3	5:46/M
45	(> 7)	216	Kyle Stogin	8 Carl Sandburg	sr	17:18.7	5:46/M
46	26	1650	Charlie Cole	47 Oak Park and	jr	17:21.0	5:47/M

Race Date
September 19, 2015

Richard Spring Invitational

Overall Finish List

Boys

Open Boys

<u>Place</u>	<u>Score</u>	<u>Bib No</u>	<u>Name</u>	<u>Team</u>	<u>Grade</u>	<u>Time</u>	<u>Pace</u>
47	27	1249	Jack Kelly	40 Marist High School	sr	17:22.0	5:47/M
48	(> 7)	207	Josh Nolan	8 Carl Sandburg	jr	17:22.8	5:47/M
49	28	1221	Jake Vowell	39 Maine South	jr	17:23.0	5:48/M
50	(> 7)	1465	Tanner Karbonik	43 Neuqua Valley	sr	17:25.3	5:48/M
51	(> 7)	1477	Camden Leahy	43 Neuqua Valley	sr	17:29.4	5:50/M
52	29	1799	Caleb Walton	49 O'Fallon (IL)	sr	17:30.2	5:50/M
53	30	367	Ethan Reed	14 Geneva High	jr	17:35.3	5:52/M
54	31	670	Sam Krane	23 Hononegah	jr	17:36.1	5:52/M
55	(> 7)	1463	Matt Jett	43 Neuqua Valley	fr	17:37.0	5:52/M
56	(> 7)	1434	Michael Dy	43 Neuqua Valley	so	17:46.0	5:55/M
57	32	1702	Matthew Wallace	47 Oak Park and	sr	17:46.7	5:55/M
58	33	2457	Chris Maiello	71 St. Charles North	sr	17:46.8	5:55/M
59	(> 7)	1511	Matt Pradzinski	43 Neuqua Valley	sr	17:47.6	5:56/M
60	34	1245	Josh Cabello-Flores	40 Marist High School	fr	17:48.7	5:56/M
61	(> 7)	1524	Daniel Speckels	43 Neuqua Valley	so	17:49.8	5:56/M
62	35	370	Aidan Siegele	14 Geneva High	jr	17:50.4	5:57/M
63	(> 7)	1518	DJ Sauer	43 Neuqua Valley	so	17:50.6	5:57/M
64	(> 7)	1440	Dakota Getty	43 Neuqua Valley	so	17:52.0	5:57/M
65	36	1820	Chance Coolk	50 Olympia High	sr	17:52.6	5:57/M
66	37	886	Jake Kachigan	30 Lake Zurich High	so	17:53.0	5:58/M
67	38	2460	Brenden McGlinn	71 St. Charles North	sr	17:54.1	5:58/M
68	(< 5)	1303	Patrick Tracy	41 Monticello	sr	17:55.7	5:58/M
69	39	355	Mitchel Dutton	14 Geneva High	jr	17:55.9	5:58/M
70	(> 7)	1523	Vishy Singh	43 Neuqua Valley	sr	17:56.3	5:59/M
71	(> 7)	179	Nathan Arrigoni	8 Carl Sandburg	sr	17:56.5	5:59/M
72	(> 7)	1480	Matt Lindell	43 Neuqua Valley	so	17:57.0	5:59/M
73	40	1176	Joe Carpenter	39 Maine South	sr	17:57.6	5:59/M
74	41	1181	Ian Dempsey	39 Maine South	fr	17:59.3	6:00/M
75	(> 7)	1500	Michael O'Connor	43 Neuqua Valley	fr	18:00.2	6:00/M
76	42	1195	John Machonga	39 Maine South	so	18:00.6	6:00/M
77	43	1207	Christopher Pappageorge	39 Maine South	sr	18:01.3	6:00/M
78	44	2459	Joe Mascha	71 St. Charles North	jr	18:03.3	6:01/M
79	45	1782	Brendan Krell	49 O'Fallon (IL)	fr	18:05.0	6:02/M
80	46	902	Andrew Rifkin	30 Lake Zurich High	jr	18:05.4	6:02/M
81	47	688	Ian Sheets	23 Hononegah	jr	18:06.4	6:02/M
82	48	900	Dhanvi Ravindran	30 Lake Zurich High	fr	18:06.7	6:02/M
83	(> 7)	215	David Starzec	8 Carl Sandburg	jr	18:11.1	6:04/M
84	(> 7)	1445	Darius Haery	43 Neuqua Valley	sr	18:12.0	6:04/M
85	(> 7)	1427	Mason Crockett	43 Neuqua Valley	jr	18:12.7	6:04/M
86	49	1250	Kevin Kelly	40 Marist High School	sr	18:14.1	6:05/M
87	50	611	Adrian Mo	22 Hinsdale South	sr	18:15.0	6:05/M
88	51	1795	Tyler Sexton	49 O'Fallon (IL)	fr	18:18.3	6:06/M
89	52	2476	Zach Smith	71 St. Charles North	sr	18:18.6	6:06/M
90	53	904	Danny Soto	30 Lake Zurich High	so	18:19.4	6:06/M
91	54	1186	Joe Grigus	39 Maine South	sr	18:20.5	6:07/M
92	(> 7)	1459	Tyler Hughes	43 Neuqua Valley	sr	18:21.0	6:07/M

Race Date
September 19, 2015

Richard Spring Invitational

Overall Finish List

Boys

Open Boys

<u>Place</u>	<u>Score</u>	<u>Bib No</u>	<u>Name</u>	<u>Team</u>	<u>Grade</u>	<u>Time</u>	<u>Pace</u>
93	55	1656	John Dring	47 Oak Park and	sr	18:22.5	6:07/M
94	56	1824	Dallas Spencer	50 Olympia High	sr	18:23.3	6:08/M
95	(> 7)	1436	Joey Edell	43 Neuqua Valley	sr	18:24.2	6:08/M
96	57	1788	Gunnar Moffitt	49 O'Fallon (IL)	so	18:25.1	6:08/M
97	58	1865	Nick Athitakis	51 Oswego	sr	18:26.3	6:09/M
98	59	360	Jackson Gonnerman	14 Geneva High	sr	18:26.4	6:09/M
99	60	1652	Riley Conrardy	47 Oak Park and	sr	18:28.7	6:09/M
100	(> 7)	1452	Zach Hernandez	43 Neuqua Valley	jr	18:29.4	6:10/M
101	(> 7)	209	Andrew Peters	8 Carl Sandburg	sr	18:33.2	6:11/M
102	61	690	Cole Skadeland	23 Hononegah	so	18:34.9	6:11/M
103	62	1760	Zachary Claxton	49 O'Fallon (IL)	fr	18:35.3	6:12/M
104	63	936	Frank Burke	31 Lane Tech	fr	18:35.8	6:12/M
105	(> 7)	1487	Paul McIntyre	43 Neuqua Valley	so	18:39.0	6:13/M
106	(> 7)	1196	Steven Manos	39 Maine South	so	18:43.8	6:14/M
107	(> 7)	1486	Calvin McIntyre	43 Neuqua Valley	so	18:44.4	6:15/M
108	(> 7)	1443	Niket Gupta	43 Neuqua Valley	sr	18:45.0	6:15/M
109	(> 7)	1496	Austin Nguyen	43 Neuqua Valley	so	18:45.0	6:15/M
110	(> 7)	1210	Joe Santora,	39 Maine South	fr	18:45.5	6:15/M
111	(> 7)	1437	Sam Ellis	43 Neuqua Valley	jr	18:46.4	6:15/M
112	64	1764	Eamonn Dixon	49 O'Fallon (IL)	fr	18:47.9	6:16/M
113	65	1866	Bryce Batts	51 Oswego	jr	18:48.4	6:16/M
114	66	693	John Ulman	23 Hononegah	jr	18:48.9	6:16/M
115	67	888	Dan Marshalla	30 Lake Zurich High	sr	18:48.9	6:16/M
116	68	1791	Jacob O'Neill	49 O'Fallon (IL)	sr	18:49.3	6:16/M
117	(> 7)	1515	Blake Reichert	43 Neuqua Valley	so	18:49.8	6:16/M
118	(> 7)	1422	Justin Chen	43 Neuqua Valley	so	18:49.8	6:16/M
119	(> 7)	205	Noor Moaazam	8 Carl Sandburg	so	18:50.0	6:17/M
120	(> 7)	2429	Eric Blassick	71 St. Charles North	jr	18:51.7	6:17/M
121	(> 7)	1508	Nick Pemberton	43 Neuqua Valley	jr	18:53.1	6:18/M
122	(> 7)	1214	Sean Sodaro	39 Maine South	fr	18:53.1	6:18/M
123	(> 7)	1482	Alex Mackowiak	43 Neuqua Valley	sr	18:53.4	6:18/M
124	(> 7)	1429	Ryan Demas	43 Neuqua Valley	jr	18:55.0	6:18/M
125	69	1822	Liam O'Rourk	50 Olympia High	sr	18:55.3	6:18/M
126	(< 5)	2808	Sherman Mclawhorn	83 St. Rita	jr	18:55.4	6:18/M
127	70	613	Jared Needham	22 Hinsdale South	sr	18:55.6	6:18/M
128	(> 7)	1179	Darian Danciu	39 Maine South	so	18:58.4	6:19/M
129	71	675	Bobby Lewandowski	23 Hononegah	fr	18:58.9	6:19/M
130	(> 7)	1517	Soham Saha	43 Neuqua Valley	jr	18:59.3	6:20/M
131	(> 7)	1490	Javed Mohamed	43 Neuqua Valley	jr	19:00.1	6:20/M
132	(> 7)	2447	Brett Husar	71 St. Charles North	sr	19:01.6	6:20/M
133	72	592	Alex Beronio	22 Hinsdale South	sr	19:03.1	6:21/M
134	73	689	Gage Siwicki	23 Hononegah	sr	19:04.2	6:21/M
135	74	658	Brandon Christiansen	23 Hononegah	jr	19:04.2	6:21/M
136	(> 7)	1191	Michael Kinnavy	39 Maine South	fr	19:06.2	6:22/M
137	75	624	Porleark Tuy	22 Hinsdale South	sr	19:07.6	6:22/M
138	(> 7)	656	Austin Brown	23 Hononegah	jr	19:08.9	6:23/M

Race Date
September 19, 2015

Richard Spring Invitational

Overall Finish List

Boys

Open Boys

<u>Place</u>	<u>Score</u>	<u>Bib No</u>	<u>Name</u>	<u>Team</u>	<u>Grade</u>	<u>Time</u>	<u>Pace</u>
139	(> 7)	1444	Michael Gyang	43 Neuqua Valley	sr	19:09.2	6:23/M
140	(> 7)	1670	Conor Johnson	47 Oak Park and	jr	19:09.6	6:23/M
141	(> 7)	651	Zane Bastian	23 Hononegah	fr	19:10.0	6:23/M
142	(> 7)	661	Ryan Daniels	23 Hononegah	fr	19:11.4	6:24/M
143	(> 7)	1772	Riley Hinton	49 O'Fallon (IL)	fr	19:11.6	6:24/M
144	(> 7)	2469	Hunter Roberts	71 St. Charles North	so	19:11.6	6:24/M
145	(> 7)	686	John Ragalyi	23 Hononegah	fr	19:12.0	6:24/M
146	76	935	Edward Boyle	31 Lane Tech	fr	19:12.9	6:24/M
147	(> 7)	1544	Daniel Wu	43 Neuqua Valley	fr	19:13.0	6:24/M
148	(> 7)	1499	Robby Oakley	43 Neuqua Valley	sr	19:13.4	6:24/M
149	77	1867	Noah Beck	51 Oswego	fr	19:17.5	6:26/M
150	(> 7)	1773	Kyle Jarrell	49 O'Fallon (IL)	jr	19:19.0	6:26/M
151	78	1893	Brandon Ramsbottom	51 Oswego	jr	19:20.1	6:27/M
152	79	1877	Ivan Garcia	51 Oswego	fr	19:20.5	6:27/M
153	(> 7)	2474	Grayson Seymour	71 St. Charles North	jr	19:21.1	6:27/M
154	(> 7)	1474	John Kubicki	43 Neuqua Valley	so	19:21.4	6:27/M
155	80	2023	Patrick Menke	54 Peoria Notre Dame	fr	19:21.5	6:27/M
156	(> 7)	1775	Bryan Kalkwarf	49 O'Fallon (IL)	jr	19:22.0	6:27/M
157	(> 7)	696	Max Whitaker	23 Hononegah	jr	19:24.0	6:28/M
158	(> 7)	1203	Charlie Mistrata	39 Maine South	sr	19:24.4	6:28/M
159	(> 7)	1442	Danny Groth	43 Neuqua Valley	sr	19:24.6	6:28/M
160	(> 7)	1449	Cory Harland	43 Neuqua Valley	jr	19:27.2	6:29/M
161	(> 7)	2479	Colton Tisdall	71 St. Charles North	jr	19:27.4	6:29/M
162	(> 7)	190	Jack Fornaris	8 Carl Sandburg	so	19:28.3	6:29/M
163	(> 7)	2462	David Motarjeme	71 St. Charles North	sr	19:28.7	6:29/M
164	81	1256	Lucas Pennix	40 Marist High School	fr	19:29.6	6:30/M
165	82	945	Alvin Khuong	31 Lane Tech	so	19:29.8	6:30/M
166	(> 7)	2456	Ethan Maag	71 St. Charles North	fr	19:31.8	6:30/M
167	(> 7)	222	Ben Walter	8 Carl Sandburg	fr	19:32.0	6:31/M
168	(> 7)	657	Devin Burk	23 Hononegah	jr	19:34.2	6:31/M
169	(> 7)	1503	Jack Orengo	43 Neuqua Valley	fr	19:35.2	6:32/M
170	(> 7)	1766	TJ Ferrenbach	49 O'Fallon (IL)	so	19:36.3	6:32/M
171	(> 7)	1204	Cole Nelson	39 Maine South	jr	19:37.8	6:32/M
172	(> 7)	1431	Nimon Dong	43 Neuqua Valley	sr	19:38.2	6:33/M
173	(> 7)	1451	Garrett Hazdra	43 Neuqua Valley	jr	19:38.3	6:33/M
174	(> 7)	202	Eric Macak	8 Carl Sandburg	so	19:38.9	6:33/M
175	(> 7)	1468	Alex Kiefer	43 Neuqua Valley	fr	19:40.7	6:33/M
176	(> 7)	1538	Alex Wang	43 Neuqua Valley	sr	19:42.0	6:34/M
177	(> 7)	213	Domink Skowronski	8 Carl Sandburg	fr	19:42.4	6:34/M
178	(> 7)	184	Andrew Carollo	8 Carl Sandburg	fr	19:43.1	6:34/M
179	(> 7)	1768	Shane Hall	49 O'Fallon (IL)	fr	19:43.5	6:34/M
180	83	901	Wagme Ravindran	30 Lake Zurich High	jr	19:45.4	6:35/M
181	(> 7)	2433	Adam Boehm	71 St. Charles North	sr	19:45.6	6:35/M
182	(> 7)	223	Michael Zambrano	8 Carl Sandburg	so	19:46.2	6:35/M
183	84	947	Carl Lyons	31 Lane Tech	fr	19:46.8	6:35/M
184	(< 5)	238	Nathan Harman	9 Central Catholic	sr	19:47.3	6:36/M

Richard Spring Invitational

Race Date
September 19, 2015

Overall Finish List

Boys

Open Boys

<u>Place</u>	<u>Score</u>	<u>Bib No</u>	<u>Name</u>	<u>Team</u>	<u>Grade</u>	<u>Time</u>	<u>Pace</u>
185	(> 7)	2465	Justin Nielson	71 St. Charles North	so	19:47.4	6:36/M
186	85	885	Alex Irvine	30 Lake Zurich High	fr	19:47.8	6:36/M
187	(> 7)	1684	Aidan Parker	47 Oak Park and	fr	19:48.1	6:36/M
188	(> 7)	177	Miles Appellido	8 Carl Sandburg	fr	19:48.6	6:36/M
189	(> 7)	1527	Blake Storoe	43 Neuqua Valley	fr	19:50.1	6:37/M
190	(> 7)	662	Henry Doud	23 Hononegah	jr	19:50.4	6:37/M
191	(> 7)	1454	Patrick Hong	43 Neuqua Valley	so	19:51.2	6:37/M
192	(< 5)	2807	Nick Martone	83 St. Rita	so	19:51.5	6:37/M
193	86	1825	Dawson Swindle	50 Olympia High	jr	19:52.1	6:37/M
194	(> 7)	1661	Nick Greenwalt	47 Oak Park and	so	19:52.3	6:37/M
195	(> 7)	1792	Jonathon Prouhet	49 O'Fallon (IL)	so	19:53.4	6:38/M
196	(> 7)	2449	Liam Jones	71 St. Charles North	so	19:54.1	6:38/M
197	87	934	Uriel Bandera	31 Lane Tech	so	19:54.7	6:38/M
198	88	1869	Jake Blocker	51 Oswego	fr	19:55.5	6:38/M
199	(> 7)	196	Eric Kenes	8 Carl Sandburg	fr	19:55.5	6:38/M
200	89	1247	Angel Cepeda	40 Marist High School	fr	19:56.4	6:39/M
201	90	946	Trevor Knepp	31 Lane Tech	jr	19:56.8	6:39/M
202	(> 7)	1693	Gavin Sorensen	47 Oak Park and	sr	19:57.3	6:39/M
203	(> 7)	1675	Sam Lever	47 Oak Park and	jr	19:58.1	6:39/M
204	91	948	Patrick McQuillan	31 Lane Tech	fr	19:58.2	6:39/M
205	(> 7)	1662	Zach Greenwalt	47 Oak Park and	so	19:58.3	6:39/M
206	(> 7)	687	Keagan Rice	23 Hononegah	fr	19:58.7	6:39/M
207	(> 7)	1525	Nathan Spencer	43 Neuqua Valley	fr	19:59.0	6:40/M
208	(< 5)	2810	Orlando Rojas	83 St. Rita	jr	19:59.1	6:40/M
209	(> 7)	204	Kyle Mathas	8 Carl Sandburg	fr	19:59.4	6:40/M
210	(> 7)	210	Matthew Sak	8 Carl Sandburg	fr	20:00.4	6:40/M
211	(> 7)	874	Scott Brindise	30 Lake Zurich High	so	20:03.7	6:41/M
212	(> 7)	1520	Alex Senanou	43 Neuqua Valley	so	20:04.5	6:41/M
213	(> 7)	2472	Alex Schwartz	71 St. Charles North	jr	20:04.9	6:41/M
214	(> 7)	1655	Nathan Devaud	47 Oak Park and	fr	20:05.3	6:42/M
215	(> 7)	1532	Spencer Teske	43 Neuqua Valley	fr	20:05.3	6:42/M
216	(> 7)	653	Mitchell Blauch	23 Hononegah	fr	20:11.8	6:44/M
217	(> 7)	1778	Phillip Kim	49 O'Fallon (IL)	fr	20:12.2	6:44/M
218	(> 7)	1666	Casey Hepburn	47 Oak Park and	so	20:12.2	6:44/M
219	(> 7)	2475	Riley Smith	71 St. Charles North	jr	20:12.8	6:44/M
220	(> 7)	1695	Christian Steinhofner	47 Oak Park and	so	20:14.3	6:45/M
221	(> 7)	1765	Joshua Dodge	49 O'Fallon (IL)	jr	20:16.2	6:45/M
222	(> 7)	1460	Joey Hynes	43 Neuqua Valley	sr	20:16.8	6:45/M
223	92	590	Nathan Arnold	22 Hinsdale South	sr	20:17.8	6:46/M
224	(> 7)	1794	Ethan Reuter	49 O'Fallon (IL)	fr	20:18.5	6:46/M
225	(> 7)	691	Nate Steward	23 Hononegah	so	20:19.2	6:46/M
226	(> 7)	1432	Norman Dong	43 Neuqua Valley	so	20:19.6	6:46/M
227	(> 7)	180	Manish Dabeja	8 Carl Sandburg	jr	20:20.5	6:47/M
228	(< 5)	244	Nick Overby	9 Central Catholic	jr	20:21.1	6:47/M
229	(> 7)	1790	Noah Mussatto	49 O'Fallon (IL)	so	20:21.2	6:47/M
230	(> 7)	1458	Luke Huenecke	43 Neuqua Valley	fr	20:23.9	6:48/M

Final Team Results**Boys****F/S Boys**

<u>Bib No</u>	<u>Name</u>	<u>Grade</u>	<u>Overall Place</u>	<u>Cumulative Place</u>	<u>Time</u>	<u>Cumulative Time</u>	<u>Time Back</u>	
Team - 43 Neuqua Valley			Finish Position - 1					
Team Score (places):72			Average Time: 15:48.5					
1	1467	Ryan Kennedy	so	2	2	15:24.9	15:24.9	0:00.0
2	1541	Daniel Winek	so	3	5	15:27.2	30:52.1	0:02.3
3	1513	Quinton Quagliano	so	18	23	15:59.6	46:51.8	0:34.7
4	1419	Tyler Bombacino	so	24	47	16:04.7	1:02:56.6	0:39.8
5	1466	Chris Keeley	fr	25	72	16:06.1	1:19:02.7	0:41.1
6	1464	Alex Johnson	so	(26)	(98)	16:06.1	1:35:08.8	0:41.2
7	1441	Keanan Ginell	so	(86)	(184)	16:45.0	1:51:53.9	1:20.1
8	1488	Evan McVittie	so	More Than 7		16:58.0	2:08:51.9	1:33.0
9	1483	Michael Madiol	fr	More Than 7		17:13.4	2:26:05.3	1:48.4
10	1433	Nicholas Drechsler	fr	More Than 7		17:26.1	2:43:31.4	2:01.1

Team - 45 Normal University**Finish Position - 2**

Team Score (places):115

Average Time: 16:01.4

1	1616	Zach Wolford	fr	6	6	15:38.8	15:38.8	0:00.0
2	1603	Tanner Gillam	so	9	15	15:45.5	31:24.3	0:06.7
3	1612	Jared Schuckman	so	11	26	15:52.3	47:16.6	0:13.5
4	1601	Dane Alexander	fr	42	68	16:20.5	1:03:37.1	0:41.6
5	1617	Matt Zacharias	so	47	115	16:29.9	1:20:07.1	0:51.1
6	1610	Josh Nepomuceno	fr	(66)	(181)	16:37.8	1:36:45.0	0:59.0
7	1608	Alok Kamatar	so	(80)	(261)	16:43.5	1:53:28.5	1:04.7
8	1609	Jackson McClure	fr	More Than 7		17:06.1	2:10:34.6	1:27.3
9	1607	Bryan Huizenga	fr	More Than 7		17:08.6	2:27:43.3	1:29.8

Team - 70 St. Charles East**Finish Position - 3**

Team Score (places):139

Average Time: 16:07.3

1	2408	Campbell Koch	so	8	8	15:44.5	15:44.5	0:00.0
2	2411	Rohan Patel	so	20	28	16:00.6	31:45.1	0:16.1
3	2403	Cole Adesso	so	21	49	16:00.9	47:46.0	0:16.3
4	2410	Bennett Malone	fr	40	89	16:19.6	1:04:05.7	0:35.1
5	2409	Tom Liking	fr	50	139	16:31.1	1:20:36.8	0:46.5
6	2407	Kyle Izzo	so	(72)	(211)	16:40.0	1:37:16.9	0:55.5

Team - 21 Hersey**Finish Position - 4**

Team Score (places):143

Average Time: 16:07.5

1	554	Jack Fredian	so	4	4	15:35.2	15:35.2	0:00.0
2	566	Ryan Theisen	so	17	21	15:58.3	31:33.6	0:23.1
3	551	Quinn Cunningham	so	19	40	16:00.1	47:33.8	0:24.9
4	557	Nate Mayo	so	46	86	16:28.7	1:04:02.5	0:53.4

Final Team Results

Boys

F/S Boys

<u>Bib No</u>	<u>Name</u>	<u>Grade</u>	<u>Overall Place</u>	<u>Cumulative Place</u>	<u>Time</u>	<u>Cumulative Time</u>	<u>Time Back</u>	
Team - 21 Hersey				Finish Position - 4				
Team Score (places):143				Average Time: 16:07.5				
5	550	Ryan Buch	fr	57	143	16:35.2	1:20:37.7	1:00.0
6	563	Michael Sutor	so	(74)	(217)	16:40.8	1:37:18.6	1:05.6
7	559	Sean Paton	so	(78)	(295)	16:42.4	1:54:01.0	1:07.2
8	565	Joe Theisen	so	More Than 7		17:07.6	2:11:08.7	1:32.4
9	560	Cole Rodgers	so	More Than 7		17:58.2	2:29:06.9	2:22.9
10	549	Zach Ault	so	More Than 7		19:01.1	2:48:08.0	3:25.9
Team - 82 York Community High School				Finish Position - 5				
Team Score (places):152				Average Time: 15:59.8				
1	2800	Sean MacGregor	so	1	1	15:24.0	15:24.0	0:00.0
2	2791	Jackson Bode	so	5	6	15:37.5	31:01.6	0:13.5
3	2803	Tim Stevenson	so	12	18	15:52.3	46:53.9	0:28.3
4	2798	Dan Honquest	so	31	49	16:10.7	1:03:04.6	0:46.7
5	2802	Mark Morgan	so	103	152	16:54.7	1:19:59.4	1:30.6
6	2795	Joe Evely	so	(136)	(288)	17:20.3	1:37:19.7	1:56.3
7	2796	Brendon Hill	fr	(148)	(436)	17:26.6	1:54:46.4	2:02.6
Team - 49 O'Fallon (IL) Township High School				Finish Position - 6				
Team Score (places):155				Average Time: 16:10.7				
1	1763	Kyle Dismukes	fr	7	7	15:43.5	15:43.5	0:00.0
2	1798	Will VanAlstine	fr	16	23	15:57.6	31:41.1	0:14.0
3	1767	Matthew Gilster	so	39	62	16:18.9	48:00.1	0:35.4
4	1757	Garrett Blenkush	so	44	106	16:22.9	1:04:23.0	0:39.3
5	1805	Hayden Ybarra	so	49	155	16:30.9	1:20:53.9	0:47.3
6	1771	Ashton Hess	fr	(81)	(236)	16:43.8	1:37:37.8	1:00.3
7	1774	Andrew Joyce	fr	(151)	(387)	17:29.9	1:55:07.7	1:46.4
8	1786	Ryan Mank	so	More Than 7		18:16.9	2:13:24.6	2:33.3
9	1776	James Kelly	fr	More Than 7		18:26.9	2:31:51.6	2:43.4
10	1758	Brock Bundy	so	More Than 7		18:44.9	2:50:36.5	3:01.4
Team - 56 Plainfield South				Finish Position - 7				
Team Score (places):194				Average Time: 16:13.7				
1	2110	Jake Willison	so	10	10	15:48.7	15:48.7	0:00.0
2	2098	Christian Knowlton	fr	22	32	16:01.2	31:50.0	0:12.5
3	2100	Steven Merriweather	so	29	61	16:10.5	48:00.5	0:21.7
4	2097	Andrew Holba	so	37	98	16:18.1	1:04:18.6	0:29.3
5	2109	Brenden Wengler	so	96	194	16:50.1	1:21:08.7	1:01.3
6	2107	Carson Vittorio	fr	(144)	(338)	17:25.2	1:38:34.0	1:36.5

Final Team Results

Boys

F/S Boys

<u>Bib No</u>	<u>Name</u>	<u>Grade</u>	<u>Overall Place</u>	<u>Cumulative Place</u>	<u>Time</u>	<u>Cumulative Time</u>	<u>Time Back</u>	
Team - 56 Plainfield South			Finish Position - 7					
Team Score (places):194			Average Time: 16:13.7					
7	2106	Jason Subick	so	(149)	(487)	17:27.5	1:56:01.5	1:38.7
8	2105	James Sottosanto	fr	More Than 7		17:44.4	2:13:45.9	1:55.7
9	2094	Alex Cole	so	More Than 7		18:00.7	2:31:46.6	2:11.9
10	2108	Timmy Wade	fr	More Than 7		18:12.0	2:49:58.7	2:23.3
Team - 52 Palatine			Finish Position - 8					
Team Score (places):263			Average Time: 16:23.9					
1	1922	Evan Eckels	so	15	15	15:56.8	15:56.8	0:00.0
2	1921	Jorge Corona	fr	23	38	16:03.7	32:00.6	0:06.8
3	1929	Henry Lechowicz	so	36	74	16:17.8	48:18.4	0:20.9
4	1919	Joe Ahlgrim	fr	77	151	16:42.3	1:05:00.7	0:45.4
5	1935	Zach Simons	so	112	263	16:58.9	1:21:59.6	1:02.0
6	1932	Art Oshinson	so	(126)	(389)	17:14.5	1:39:14.1	1:17.6
7	1925	Aiden Kiefer	so	(130)	(519)	17:16.3	1:56:30.5	1:19.4
8	1920	Jacomore Busse	so	More Than 7		18:03.1	2:14:33.7	2:06.3
9	1933	Luke Sauerland	fr	More Than 7		18:30.9	2:33:04.6	2:34.0
10	1928	Andrew Frank	fr	More Than 7		18:50.0	2:51:54.6	2:53.1
Team - 3 Barrington High School			Finish Position - 9					
Team Score (places):305			Average Time: 16:30.2					
1	71	Nick Laning	so	13	13	15:55.5	15:55.5	0:00.0
2	72	Connor Mahoney	so	38	51	16:18.1	32:13.7	0:22.6
3	70	Aiden King	so	73	124	16:40.7	48:54.5	0:45.1
4	73	Ryan Sorenson	so	90	214	16:47.9	1:05:42.4	0:52.3
5	67	Jack DeWeerd	fr	91	305	16:48.8	1:22:31.3	0:53.3
Team - 38 Mahomet-Seymour			Finish Position - 10					
Team Score (places):332			Average Time: 16:38.0					
1	1146	Mathias Powell	fr	53	53	16:32.7	16:32.7	0:00.0
2	1129	Evan Burge	so	62	115	16:36.0	33:08.8	0:03.3
3	1131	Lucas Chittick	fr	63	178	16:36.6	49:45.4	0:03.8
4	1134	Kaelan Davis	fr	75	253	16:41.3	1:06:26.7	0:08.5
5	1132	Joe Churm	so	79	332	16:43.2	1:23:09.9	0:10.5
6	1148	Kyle Sheehy	so	(117)	(449)	17:02.1	1:40:12.0	0:29.3
7	1151	Adam Von Holton	fr	(236)	(685)	18:42.6	1:58:54.7	2:09.9
8	1142	Kiel Ledin	fr	More Than 7		18:56.0	2:17:50.8	2:23.3
9	1136	Charlie Grant	so	More Than 7		19:27.2	2:37:18.1	2:54.5
10	1149	Nate Strigotte	so	More Than 7		20:26.5	2:57:44.6	3:53.7

Final Team Results**Boys****F/S Boys**

<u>Bib No</u>	<u>Name</u>	<u>Grade</u>	<u>Overall Place</u>	<u>Cumulative Place</u>	<u>Time</u>	<u>Cumulative Time</u>	<u>Time Back</u>	
Team - 47 Oak Park and River Forest High			Finish Position - 11					
Team Score (places):343			Average Time: 16:39.4					
1	1701	Matthew Vietzen	so	30	30	16:10.6	16:10.6	0:00.0
2	1658	Robbie George	so	41	71	16:20.3	32:31.0	0:09.7
3	1691	Owen Savoy	so	51	122	16:31.9	49:02.9	0:21.2
4	1663	Peter Halloran	so	59	181	16:35.3	1:05:38.3	0:24.6
5	1680	Garrett Minich	fr	162	343	17:38.8	1:23:17.1	1:28.1
6	1648	Declan Cavanaugh	so	(197)	(540)	18:09.1	1:41:26.2	1:58.4
7	1647	Lucas Carrillo	so	(216)	(756)	18:25.4	1:59:51.7	2:14.8
8	1697	Spencer Thorpe	fr	More Than 7		18:42.4	2:18:34.2	2:31.7
9	1651	Riley Collins	fr	More Than 7		19:01.5	2:37:35.7	2:50.8
10	1685	Simon Petrick	fr	More Than 7		19:12.9	2:56:48.6	3:02.2

Team - 30 Lake Zurich High School			Finish Position - 12					
Team Score (places):358			Average Time: 16:40.0					
1	909	Patrick TRUE	so	48	48	16:30.0	16:30.0	0:00.0
2	884	Drake Heisterkamp	so	65	113	16:37.7	33:07.8	0:07.6
3	891	Eric Metzger	so	70	183	16:39.0	49:46.8	0:08.9
4	872	Jacob Bieniek	so	82	265	16:43.9	1:06:30.7	0:13.8
5	871	Jake Baffa	so	93	358	16:49.5	1:23:20.3	0:19.5
6	879	Sean Ginn	so	(95)	(453)	16:49.6	1:40:10.0	0:19.5
7	878	Kyle Gilboy	so	(99)	(552)	16:50.6	1:57:00.7	0:20.6
8	903	Matt Schwartz	so	More Than 7		17:33.3	2:14:34.0	1:03.2
9	883	Sam Guinta	so	More Than 7		17:48.5	2:32:22.6	1:18.4
10	907	Lukas Troutman	fr	More Than 7		18:30.1	2:50:52.7	2:00.0

Team - 42 Naperville North			Finish Position - 13					
Team Score (places):377			Average Time: 16:42.5					
1	1320	McLean Griffin	fr	52	52	16:32.4	16:32.4	0:00.0
2	1314	Griffin Blecke	fr	54	106	16:33.8	33:06.2	0:01.3
3	1331	Nicholas Trattner	fr	64	170	16:36.9	49:43.2	0:04.4
4	1319	John Eifler	so	89	259	16:46.7	1:06:30.0	0:14.3
5	1325	Hugh mcKee	so	118	377	17:02.5	1:23:32.6	0:30.1
6	1326	Liam Moore	so	(129)	(506)	17:16.0	1:40:48.6	0:43.5
7	1318	Brian D'Souza	so	(134)	(640)	17:18.5	1:58:07.2	0:46.1
8	1332	Kyle Wright	fr	More Than 7		17:19.4	2:15:26.6	0:46.9
9	1317	Sasha Dresbach	fr	More Than 7		17:24.8	2:32:51.4	0:52.3
10	1316	Matt Cherry	fr	More Than 7		17:37.1	2:50:28.6	1:04.7

Final Team Results

Boys

F/S Boys

<u>Bib No</u>	<u>Name</u>	<u>Grade</u>	<u>Overall Place</u>	<u>Cumulative Place</u>	<u>Time</u>	<u>Cumulative Time</u>	<u>Time Back</u>	
Team - 80 Wheaton Warrenville South			Finish Position - 14					
Team Score (places):433			Average Time: 16:46.9					
1	2724	Scott Maison	fr	28	28	16:09.2	16:09.2	0:00.0
2	2725	Sean Maison	fr	32	60	16:15.1	32:24.4	0:05.9
3	2728	Matthew Strong	so	120	180	17:06.5	49:31.0	0:57.3
4	2720	John Keys	so	121	301	17:06.8	1:06:37.8	0:57.5
5	2721	Joseph Kim	so	132	433	17:17.1	1:23:54.9	1:07.8
6	2713	Connor Burns	so	(161)	(594)	17:38.1	1:41:33.0	1:28.9
7	2715	Cole Dixon	so	(185)	(779)	17:58.3	1:59:31.4	1:49.1
8	2718	Evan Guthrie	fr	More Than 7		18:09.5	2:17:41.0	2:00.3
9	2730	Jared Walsh	so	More Than 7		18:29.3	2:36:10.3	2:20.0

Team - 8 Carl Sandburg			Finish Position - 15					
Team Score (places):455			Average Time: 16:49.0					
1	194	Nick Gonsch	so	58	58	16:35.3	16:35.3	0:00.0
2	183	Nico Calderon	fr	92	150	16:49.3	33:24.6	0:14.0
3	192	Xander Furmanek	so	98	248	16:50.6	50:15.3	0:15.3
4	212	Robbie Sieczkowski	so	102	350	16:54.5	1:07:09.8	0:19.1
5	220	Ryan Wagner	so	105	455	16:55.5	1:24:05.3	0:20.2
6	189	Ryan Duffy	so	(111)	(566)	16:58.9	1:41:04.3	0:23.6
7	206	Patrick Morris	so	(152)	(718)	17:30.1	1:58:34.4	0:54.7
8	182	Peter Bukuri	fr	More Than 7		18:04.4	2:16:38.8	1:29.1
9	187	John Cunningham	fr	More Than 7		18:11.6	2:34:50.5	1:36.3
10	197	Sam Lane	fr	More Than 7		19:24.7	2:54:15.2	2:49.4

Team - 39 Maine South			Finish Position - 16					
Team Score (places):486			Average Time: 16:52.5					
1	1177	Brandon Christopher	so	43	43	16:22.6	16:22.6	0:00.0
2	1209	Ryan Prendergast	so	97	140	16:50.6	33:13.2	0:27.9
3	1201	Jake Mellema	so	107	247	16:56.7	50:09.9	0:34.1
4	1216	Ian Spears	fr	116	363	17:01.2	1:07:11.2	0:38.6
5	1222	Alex Wagner	so	123	486	17:11.5	1:24:22.7	0:48.8
6	1175	Tommy Brady	fr	(143)	(629)	17:24.8	1:41:47.6	1:02.2
7	1218	Matt Thorsen	so	(150)	(779)	17:29.2	1:59:16.8	1:06.6
8	1215	Martin Sornat	so	More Than 7		17:30.8	2:16:47.7	1:08.2
9	1180	Sean Dempsey	fr	More Than 7		17:40.5	2:34:28.2	1:17.9
10	1220	Gavin Voris	so	More Than 7		17:47.5	2:52:15.8	1:24.9

Team - 23 Hononegah			Finish Position - 17				
Team Score (places):529			Average Time: 16:59.6				

Overall Finish List

Boys

Varsity Boys

<u>Place</u>	<u>Score</u>	<u>Bib No</u>	<u>Name</u>	<u>Team</u>	<u>Grade</u>	<u>Time</u>	<u>Pace</u>
1	(< 5)	1706	Jon Davis	48 Oakwood High	jr	14:10.9	4:43/M
2	1	1677	Irwin Loud	47 Oak Park and	jr	14:20.0	4:47/M
3	2	219	Sean Torpy	8 Carl Sandburg	sr	14:27.0	4:49/M
4	3	896	Matt Pereira	30 Lake Zurich High	jr	14:28.7	4:49/M
5	4	1455	Connor Horn	43 Neuqua Valley	sr	14:31.4	4:50/M
6	5	1140	Alex Keeble	38 Mahomet-Seymour	sr	14:36.0	4:52/M
7	6	195	Dylan Jacobs	8 Carl Sandburg	so	14:36.7	4:52/M
8	7	2531	Jared Borowsky	73 Stevenson High	sr	14:38.7	4:53/M
9	8	881	Brian Griffith	30 Lake Zurich High	jr	14:39.0	4:53/M
10	9	2799	Charlie Jr. Kern	82 York Community	so	14:39.7	4:53/M
11	10	597	Roman Drabchuk	22 Hinsdale South	sr	14:41.8	4:54/M
12	11	199	Max Lehnhardt	8 Carl Sandburg	sr	14:44.2	4:55/M
13	12	615	Charlie Nodus	22 Hinsdale South	sr	14:51.3	4:57/M
14	13	1116	Paolo Tiongson	37 Loyola Academy	jr	14:52.1	4:57/M
15	14	882	Kyle Griffith	30 Lake Zurich High	jr	14:52.4	4:57/M
16	15	181	Tom Brennan	8 Carl Sandburg	sr	14:57.4	4:59/M
17	16	1485	Jake McEneaney	43 Neuqua Valley	jr	14:59.3	5:00/M
18	17	214	Martin Skucas	8 Carl Sandburg	jr	14:59.9	5:00/M
19	18	1430	Dominic Dina	43 Neuqua Valley	sr	15:01.6	5:00/M
20	19	198	Dan Laskero	8 Carl Sandburg	sr	15:02.0	5:01/M
21	20	1462	Jackson Jett	43 Neuqua Valley	jr	15:02.3	5:01/M
22	21	1213	Brian Sodaro	39 Maine South	sr	15:02.4	5:01/M
23	22	201	Brandon Lukas	8 Carl Sandburg	sr	15:03.4	5:01/M
24	23	1439	Caleb Ferguson	43 Neuqua Valley	sr	15:04.2	5:01/M
25	24	1471	Zach Kinne	43 Neuqua Valley	fr	15:04.8	5:01/M
26	25	1130	Brian Butcher	38 Mahomet-Seymour	jr	15:05.8	5:02/M
27	26	1190	Reese Jordan	39 Maine South	jr	15:06.8	5:02/M
28	(> 7)	193	David Gleisner	8 Carl Sandburg	sr	15:07.2	5:02/M
29	27	1669	Kimathi Johnson	47 Oak Park and	sr	15:07.3	5:02/M
30	28	1087	Evan Mitchell	36 Lincoln-Way West	jr	15:08.2	5:03/M
31	29	1489	Matt Milostan	43 Neuqua Valley	jr	15:08.2	5:03/M
32	30	2793	Max Denning	82 York Community	sr	15:08.9	5:03/M
33	31	1891	Bennett Peterson	51 Oswego	jr	15:09.9	5:03/M
34	32	2801	Jon May	82 York Community	sr	15:10.9	5:03/M
35	(> 7)	1481	Aidan Livingston	43 Neuqua Valley	sr	15:12.5	5:04/M
36	(> 7)	1542	Patrick Wolak	43 Neuqua Valley	sr	15:12.7	5:04/M
37	33	2374	Heath Warren	68 Springfield High	sr	15:14.1	5:05/M
38	34	352	Tyler Dau	14 Geneva High	jr	15:14.9	5:05/M
39	35	1602	Jack Franklin	45 Normal University	jr	15:15.1	5:05/M
40	36	2405	Michael Gerkin	70 St. Charles East	sr	15:16.4	5:05/M
41	37	1152	Andrew Walmer	38 Mahomet-Seymour	jr	15:17.1	5:06/M
42	38	1687	Marty Pimentel	47 Oak Park and	sr	15:18.8	5:06/M
43	(> 7)	1470	Austin Kinne	43 Neuqua Valley	sr	15:19.5	5:06/M
44	39	876	Patrick Burns	30 Lake Zurich High	so	15:19.8	5:06/M
45	40	2794	Tom Devereux	82 York Community	sr	15:20.5	5:07/M
46	41	2128	Tyler Johnson	57 Pleasant Plains	sr	15:21.0	5:07/M

Overall Finish List

Boys

Varsity Boys

<u>Place</u>	<u>Score</u>	<u>Bib No</u>	<u>Name</u>	<u>Team</u>	<u>Grade</u>	<u>Time</u>	<u>Pace</u>
47	42	2804	Robert Tomaska	82 York Comimunity	sr	15:21.3	5:07/M
48	43	2008	Patrick Bruch	54 Peoria Notre Dame	jr	15:22.4	5:07/M
49	44	2414	Mark Sciorba	70 St. Charles East	sr	15:22.6	5:07/M
50	45	1664	Henry Harper	47 Oak Park and	sr	15:23.2	5:08/M
51	46	2412	Jack Rzpecki	70 St. Charles East	sr	15:24.3	5:08/M
52	47	464	Landon Skelly	18 Glenwood High	sr	15:27.6	5:09/M
53	48	2544	Nikita Smyrnov	73 Stevenson High	so	15:28.0	5:09/M
54	49	844	Zachary Schwarz	29 Lake Park High	sr	15:28.6	5:09/M
55	50	2705	Jacob Robleski	79 Wheaton Academy	sr	15:28.8	5:09/M
56	51	2330	Paul Milkus	67 Shepard	jr	15:29.2	5:10/M
57	52	1756	Joey Black	49 O'Fallon (IL)	jr	15:29.4	5:10/M
58	53	1208	Ralph Patejunas	39 Maine South	sr	15:31.8	5:10/M
59	54	1313	Aiden Blecke	42 Naperville North	jr	15:32.5	5:11/M
60	55	1145	Gabe Pommier	38 Mahomet-Seymour	jr	15:33.3	5:11/M
61	56	1138	Jack Hyde	38 Mahomet-Seymour	sr	15:33.9	5:11/M
62	57	742	Raul Rosendo	25 Joliet Central	sr	15:34.5	5:11/M
63	58	2015	Victor Fortin	54 Peoria Notre Dame	sr	15:35.1	5:12/M
64	59	555	Dan Gerardi	21 Hersey	sr	15:36.5	5:12/M
65	60	1931	Zack Michael	52 Palatine	sr	15:37.1	5:12/M
66	61	2406	Brett Izzo	70 St. Charles East	sr	15:37.2	5:12/M
67	62	450	Chris Durr	18 Glenwood High	jr	15:37.7	5:12/M
68	63	2548	Paul Udoni	73 Stevenson High	jr	15:37.9	5:12/M
69	64	2561	Lawrence Curtin	74 Taylorville	jr	15:38.0	5:13/M
70	65	2797	Liam Hill	82 York Community	jr	15:38.3	5:13/M
71	66	1937	Dan Trejo	52 Palatine	sr	15:38.3	5:13/M
72	67	2792	Devin Davies	82 York Community	sr	15:38.4	5:13/M
73	68	1105	Matthew Kadus	37 Loyola Academy	jr	15:38.5	5:13/M
74	69	2696	Jonah Jones	79 Wheaton Academy	jr	15:39.0	5:13/M
75	70	2415	Anthony Zilla	70 St. Charles East	jr	15:39.3	5:13/M
76	71	767	Dylan Deardurff	27 Joliet West High	sr	15:39.3	5:13/M
77	72	101	JUSTIN ISLA	4 Bartlett High School	sr	15:39.8	5:13/M
78	73	558	Kevin Paton	21 Hersey	sr	15:39.8	5:13/M
79	74	676	Nick Licari	23 Hononegah	sr	15:40.1	5:13/M
80	75	1688	Matt Politis	47 Oak Park and	jr	15:40.2	5:13/M
81	76	345	Brian Caskey	14 Geneva High	sr	15:41.4	5:14/M
82	77	2542	Caleb Oh	73 Stevenson High	jr	15:41.6	5:14/M
83	78	1292	Alex Helmuth	41 Monticello	so	15:41.8	5:14/M
84	79	2453	Brett Lee	71 St. Charles North	jr	15:42.8	5:14/M
85	80	840	Colin Kirkham	29 Lake Park High	so	15:43.2	5:14/M
86	81	736	Andre Martinez	25 Joliet Central	jr	15:44.2	5:15/M
87	82	1137	Ryan Hodge	38 Mahomet-Seymour	so	15:44.3	5:15/M
88	83	2540	Brett Lucas	73 Stevenson High	so	15:44.8	5:15/M
89	84	2704	Jimmy Ridge	79 Wheaton Academy	jr	15:45.0	5:15/M
90	85	780	Mario Scarcelli	27 Joliet West High	sr	15:45.1	5:15/M
91	86	78	Scott Williams	3 Barrington High	sr	15:45.1	5:15/M
92	87	602	Brett Haffner	22 Hinsdale South	so	15:46.1	5:15/M

September 19, 2015

Overall Finish List

Boys

Varsity Boys

<u>Place</u>	<u>Score</u>	<u>Bib No</u>	<u>Name</u>	<u>Team</u>	<u>Grade</u>	<u>Time</u>	<u>Pace</u>
93	88	1926	Ben Kontney	52 Palatine	jr	15:46.1	5:15/M
94	89	1676	Sean Lonergan	47 Oak Park and	sr	15:46.4	5:15/M
95	90	2093	Austin Brown	56 Plainfield South	sr	15:46.9	5:15/M
96	91	1323	Emerson King	42 Naperville North	jr	15:47.3	5:16/M
97	92	1871	Mitch Bradford	51 Oswego	so	15:47.5	5:16/M
98	(> 7)	200	Anthony Lifonti	8 Carl Sandburg	sr	15:48.1	5:16/M
99	93	2250	Nate Fierstos	63 Sacred	sr	15:48.2	5:16/M
100	94	1110	Andrew Niewiarowski	37 Loyola Academy	jr	15:48.8	5:16/M
101	95	2355	Logan Besalke	68 Springfield High	sr	15:48.9	5:16/M
102	96	1184	Zack Fishman	39 Maine South	sr	15:49.4	5:16/M
103	97	2498	Brennan Guido	72 St. Joseph-Ogden	sr	15:49.5	5:16/M
104	98	2566	Luke Sloan	74 Taylorville	jr	15:49.9	5:16/M
105	99	2095	Hunter Dyer	56 Plainfield South	sr	15:50.0	5:17/M
106	100	2665	Danny McComb	78 West Chicago	so	15:50.1	5:17/M
107	101	562	Brendan Stonequist	21 Hersey	sr	15:50.1	5:17/M
108	102	605	Chris Joseph	22 Hinsdale South	jr	15:50.7	5:17/M
109	103	556	Andrew Hyndman	21 Hersey	jr	15:50.8	5:17/M
110	104	342	Boon Andrews	14 Geneva High	so	15:50.9	5:17/M
111	105	2404	Jake Beno	70 St. Charles East	jr	15:51.1	5:17/M
112	106	2501	Justin Phillips	72 St. Joseph-Ogden	jr	15:51.5	5:17/M
113	107	2435	Michael Boone	71 St. Charles North	sr	15:51.7	5:17/M
114	108	1870	Collin Boone	51 Oswego	jr	15:52.4	5:17/M
115	109	368	Josh Rodgers	14 Geneva High	fr	15:52.6	5:17/M
116	110	1092	John Stiglic	36 Lincoln-Way West	fr	15:52.6	5:17/M
117	111	364	Brian Kuehl	14 Geneva High	jr	15:53.2	5:18/M
118	112	1884	Owen Ketly	51 Oswego	sr	15:55.0	5:18/M
119	113	1297	Logan Peters	41 Monticello	sr	15:55.7	5:18/M
120	114	461	Michael Rogers	18 Glenwood High	sr	15:56.1	5:19/M
121	115	2729	Kyle Thompson	80 Wheaton	sr	15:56.5	5:19/M
122	(< 5)	2580	Jacob Meyer	75 University High	sr	15:56.8	5:19/M
123	116	2365	JD Kropid	68 Springfield High	sr	15:56.8	5:19/M
124	117	102	LUCAS ISLA	4 Bartlett High School	sr	15:57.2	5:19/M
125	118	1133	Ben Craw	38 Mahomet-Seymour	jr	15:57.3	5:19/M
126	119	2532	Adam Butler	73 Stevenson High	sr	15:57.3	5:19/M
127	120	2103	John Partee	56 Plainfield South	sr	15:57.4	5:19/M
128	121	79	Ryan Ziolkowski	3 Barrington High	sr	15:57.7	5:19/M
129	122	2101	Andrew Nunez	56 Plainfield South	jr	15:58.1	5:19/M
130	123	2470	Bo Ruttens	71 St. Charles North	so	15:58.5	5:19/M
131	124	116	Armando Arreola	5 Berwyn/Cicero	sr	15:58.6	5:19/M
132	125	1878	David Gaytan	51 Oswego	jr	15:58.8	5:19/M
133	126	2356	Jackson Esela	68 Springfield High	jr	15:59.4	5:20/M
134	127	561	Tom Schwaba	21 Hersey	sr	15:59.9	5:20/M
135	128	2189	Brendan Kroeger	60 Quincy Senior High	sr	16:00.7	5:20/M
136	129	288	David Bickmore	12 Deerfield High	sr	16:00.8	5:20/M
137	130	1255	Kyle O'Farrell	40 Marist High School	sr	16:01.0	5:20/M
138	131	293	Matt Gold	12 Deerfield High	so	16:01.2	5:20/M

Overall Finish List**Boys****Varsity Boys**

<u>Place</u>	<u>Score</u>	<u>Bib No</u>	<u>Name</u>	<u>Team</u>	<u>Grade</u>	<u>Time</u>	<u>Pace</u>
139	132	729	David Carter	25 Joliet Central	sr	16:02.0	5:21/M
140	133	2335	Garrett White	67 Shepard	sr	16:02.4	5:21/M
141	134	156	Joe Sweeney	7 Br. Rice	jr	16:02.8	5:21/M
142	135	1200	Ray Sutszek	39 Maine South	so	16:03.1	5:21/M
143	136	1964	Alex Olar	53 Pekin Community	jr	16:03.8	5:21/M
144	137	1924	Nate Izewski	52 Palatine	jr	16:03.8	5:21/M
145	138	564	Sam Svienty	21 Hersey	jr	16:04.2	5:21/M
146	139	770	Sergio Hernandez	27 Joliet West High	sr	16:04.4	5:21/M
147	140	126	Eduardo Martinez	5 Berwyn/Cicero	sr	16:04.5	5:21/M
148	141	1111	Daniel Pasco	37 Loyola Academy	sr	16:04.8	5:21/M
149	142	353	Julian Desens	14 Geneva High	sr	16:05.2	5:22/M
150	(> 7)	1141	Bryson Keeble	38 Mahomet-Seymour	fr	16:05.8	5:22/M
151	143	1897	Jackson Simon	51 Oswego	sr	16:06.0	5:22/M
152	144	371	Jake Tracey	14 Geneva High	sr	16:06.1	5:22/M
153	145	2722	Joe Kratz	80 Wheaton	jr	16:06.9	5:22/M
154	146	1936	Koby Theobald	52 Palatine	sr	16:07.0	5:22/M
155	147	283	Gary Cates	11 Dee-Mack High	so	16:07.5	5:22/M
156	148	1296	Zach Mesplay	41 Monticello	sr	16:08.8	5:23/M
157	149	154	Jack Mongan	7 Br. Rice	jr	16:09.0	5:23/M
158	150	1211	Brian Shanahan	39 Maine South	jr	16:09.8	5:23/M
159	151	525	Kade Miller	20 Harlem	sr	16:10.0	5:23/M
160	152	1322	Alex Harrison	42 Naperville North	sr	16:10.1	5:23/M
161	153	1328	Mark Quinn	42 Naperville North	sr	16:10.4	5:23/M
162	154	1260	Matt Wagner	40 Marist High School	jr	16:11.4	5:24/M
163	155	1927	Curt Kontney	52 Palatine	jr	16:11.8	5:24/M
164	156	1097	Scott Berens	37 Loyola Academy	sr	16:12.1	5:24/M
165	157	2092	Andy Bhatia	56 Plainfield South	sr	16:12.5	5:24/M
166	158	668	Nathan Humy	23 Hononegah	sr	16:13.2	5:24/M
167	159	1770	Alexander Harrison	49 O'Fallon (IL)	sr	16:13.4	5:24/M
168	160	2255	Dustin Moles	63 Sacred	sr	16:14.2	5:25/M
169	161	2497	Austin Earp	72 St. Joseph-Ogden	sr	16:14.4	5:25/M
170	162	1959	Kolton Dunkelbarger	53 Pekin Community	so	16:14.6	5:25/M
171	163	300	Robert Winter	12 Deerfield High	jr	16:14.6	5:25/M
172	164	1094	Ryan Taylor	36 Lincoln-Way West	so	16:15.1	5:25/M
173	165	2480	Tyler Tomich	71 St. Charles North	sr	16:15.3	5:25/M
174	(> 7)	349	Stephen Creger	14 Geneva High	sr	16:15.6	5:25/M
175	166	447	Logan Capps	18 Glenwood High	so	16:15.6	5:25/M
176	167	2468	Jose Rangel	71 St. Charles North	sr	16:15.6	5:25/M
177	168	552	Eric Czarnota	21 Hersey	sr	16:15.7	5:25/M
178	169	1961	Tanner Heiple	53 Pekin Community	sr	16:15.9	5:25/M
179	170	2021	Mitchell Maushard	54 Peoria Notre Dame	jr	16:16.0	5:25/M
180	171	1330	Michael Schnell	42 Naperville North	jr	16:16.1	5:25/M
181	172	830	Eric Bayer	29 Lake Park High	so	16:16.6	5:25/M
182	173	523	Brady Johnson	20 Harlem	so	16:16.8	5:25/M
183	174	1114	William Shortal	37 Loyola Academy	jr	16:17.1	5:26/M
184	175	2163	Mike Higgins	59 Providence	sr	16:17.9	5:26/M

Final Team Results

Boys Varsity Boys

<u>Bib No</u>	<u>Name</u>	<u>Grade</u>	<u>Overall Place</u>	<u>Cumulative Place</u>	<u>Time</u>	<u>Cumulative Time</u>	<u>Time Back</u>
Team - 8 Carl Sandburg			Finish Position - 1				
Team Score (places):51			Average Time: 14:45.0				
1	219 Sean Torpy	sr	2	2	14:27.0	14:27.0	0:00.0
2	195 Dylan Jacobs	so	6	8	14:36.7	29:03.7	0:09.6
3	199 Max Lehnhardt	sr	11	19	14:44.2	43:47.9	0:17.1
4	181 Tom Brennan	sr	15	34	14:57.4	58:45.3	0:30.3
5	214 Martin Skucas	jr	17	51	14:59.9	1:13:45.2	0:32.8
6	198 Dan Laskero	sr	(19)	(70)	15:02.0	1:28:47.3	0:35.0
7	201 Brandon Lukas	sr	(22)	(92)	15:03.4	1:43:50.8	0:36.4
8	193 David Gleisner	sr	More Than 7		15:07.2	1:58:58.0	0:40.2
9	200 Anthony Lifonti	sr	More Than 7		15:48.1	2:14:46.1	1:21.1
Team - 43 Neuqua Valley			Finish Position - 2				
Team Score (places):81			Average Time: 14:55.8				
1	1455 Connor Horn	sr	4	4	14:31.4	14:31.4	0:00.0
2	1485 Jake McEaney	jr	16	20	14:59.3	29:30.7	0:27.8
3	1430 Dominic Dina	sr	18	38	15:01.6	44:32.4	0:30.2
4	1462 Jackson Jett	jr	20	58	15:02.3	59:34.8	0:30.8
5	1439 Caleb Ferguson	sr	23	81	15:04.2	1:14:39.0	0:32.7
6	1471 Zach Kinne	fr	(24)	(105)	15:04.8	1:29:43.8	0:33.4
7	1489 Matt Milostan	jr	(29)	(134)	15:08.2	1:44:52.1	0:36.8
8	1481 Aidan Livingston	sr	More Than 7		15:12.5	2:00:04.7	0:41.0
9	1542 Patrick Wolak	sr	More Than 7		15:12.7	2:15:17.4	0:41.2
10	1470 Austin Kinne	sr	More Than 7		15:19.5	2:30:36.9	0:48.0
Team - 82 York Community High School			Finish Position - 3				
Team Score (places):153			Average Time: 15:08.3				
1	2799 Charlie Jr. Kern	so	9	9	14:39.7	14:39.7	0:00.0
2	2793 Max Denning	sr	30	39	15:08.9	29:48.6	0:29.2
3	2801 Jon May	sr	32	71	15:10.9	44:59.6	0:31.2
4	2794 Tom Devereux	sr	40	111	15:20.5	1:00:20.2	0:40.8
5	2804 Robert Tomaska	sr	42	153	15:21.3	1:15:41.6	0:41.6
6	2797 Liam Hill	jr	(65)	(218)	15:38.3	1:31:19.9	0:58.5
7	2792 Devin Davies	sr	(67)	(285)	15:38.4	1:46:58.3	0:58.7
Team - 38 Mahomet-Seymour			Finish Position - 4				
Team Score (places):178			Average Time: 15:13.2				
1	1140 Alex Keeble	sr	5	5	14:36.0	14:36.0	0:00.0
2	1130 Brian Butcher	jr	25	30	15:05.8	29:41.9	0:29.7
3	1152 Andrew Walmer	jr	37	67	15:17.1	44:59.0	0:41.0

Final Team Results**Boys****Varsity Boys**

<u>Bib No</u>	<u>Name</u>	<u>Grade</u>	<u>Overall Place</u>	<u>Cumulative Place</u>	<u>Time</u>	<u>Cumulative Time</u>	<u>Time Back</u>	
Team - 38 Mahomet-Seymour			Finish Position - 4					
Team Score (places):178			Average Time: 15:13.2					
4	1145	Gabe Pommier	jr	55	122	15:33.3	1:00:32.3	0:57.2
5	1138	Jack Hyde	sr	56	178	15:33.9	1:16:06.3	0:57.8
6	1137	Ryan Hodge	so	(82)	(260)	15:44.3	1:31:50.6	1:08.2
7	1133	Ben Crow	jr	(118)	(378)	15:57.3	1:47:47.9	1:21.2
8	1141	Bryson Keeble	fr	More Than 7		16:05.8	2:03:53.7	1:29.7
9	1135	Riley Fortune	so	More Than 7		16:19.1	2:20:12.9	1:43.0
10	1153	Garret Williams	so	More Than 7		17:07.7	2:37:20.7	2:31.7
Team - 47 Oak Park and River Forest High			Finish Position - 5					
Team Score (places):186			Average Time: 15:09.9					
1	1677	Irwin Loud	jr	1	1	14:20.0	14:20.0	0:00.0
2	1669	Kimathi Johnson	sr	27	28	15:07.3	29:27.3	0:47.3
3	1687	Marty Pimentel	sr	38	66	15:18.8	44:46.2	0:58.8
4	1664	Henry Harper	sr	45	111	15:23.2	1:00:09.4	1:03.2
5	1688	Matt Politis	jr	75	186	15:40.2	1:15:49.7	1:20.2
6	1676	Sean Lonergan	sr	(89)	(275)	15:46.4	1:31:36.1	1:26.4
7	1678	Nick Martire	sr	(197)	(472)	16:27.3	1:48:03.4	2:07.3
8	1681	Jack Monaghan	sr	More Than 7		16:28.8	2:04:32.2	2:08.8
9	1686	Antoine Pfeiffer	sr	More Than 7		16:41.4	2:21:13.7	2:21.4
10	1646	Brendan Carew	jr	More Than 7		18:04.3	2:39:18.1	3:44.3
Team - 70 St. Charles East			Finish Position - 6					
Team Score (places):257			Average Time: 15:28.0					
1	2405	Michael Gerkin	sr	36	36	15:16.4	15:16.4	0:00.0
2	2414	Mark Sciorba	sr	44	80	15:22.6	30:39.1	0:06.2
3	2412	Jack Rzpecki	sr	46	126	15:24.3	46:03.5	0:07.8
4	2406	Brett Izzo	sr	61	187	15:37.2	1:01:40.7	0:20.7
5	2415	Anthony Zilla	jr	70	257	15:39.3	1:17:20.0	0:22.8
6	2404	Jake Beno	jr	(105)	(362)	15:51.1	1:33:11.1	0:34.7
7	2413	JB Sandlund	jr	(218)	(580)	16:38.6	1:49:49.8	1:22.1
Team - 30 Lake Zurich High School			Finish Position - 7					
Team Score (places):263			Average Time: 15:09.8					
1	896	Matt Pereira	jr	3	3	14:28.7	14:28.7	0:00.0
2	881	Brian Griffith	jr	8	11	14:39.0	29:07.8	0:10.3
3	882	Kyle Griffith	jr	14	25	14:52.4	44:00.2	0:23.7
4	876	Patrick Burns	so	39	64	15:19.8	59:20.0	0:51.0
5	892	Matt Milner	sr	199	263	16:29.0	1:15:49.1	2:00.3

Final Team Results**Boys****Varsity Boys**

<u>Bib No</u>	<u>Name</u>	<u>Grade</u>	<u>Overall Place</u>	<u>Cumulative Place</u>	<u>Time</u>	<u>Cumulative Time</u>	<u>Time Back</u>	
Team - 30 Lake Zurich High School			Finish Position - 7					
Team Score (places):263			Average Time: 15:09.8					
6	880	Jeff Glatz	jr	(222)	(485)	16:39.5	1:32:28.6	2:10.8
7	899	Nate Quinn	sr	(244)	(729)	16:50.8	1:49:19.4	2:22.1
8	890	Brian McNair	jr	More Than 7		16:59.7	2:06:19.1	2:31.0
9	908	Drew Witt	sr	More Than 7		17:15.4	2:23:34.6	2:46.7
10	894	Vincent Nguyen	jr	More Than 7		18:55.9	2:42:30.5	4:27.2
Team - 73 Stevenson High School			Finish Position - 8					
Team Score (places):278			Average Time: 15:26.2					
1	2531	Jared Borowsky	sr	7	7	14:38.7	14:38.7	0:00.0
2	2544	Nikita Smyrnov	so	48	55	15:28.0	30:06.7	0:49.2
3	2548	Paul Udoni	jr	63	118	15:37.9	45:44.7	0:59.2
4	2542	Caleb Oh	jr	77	195	15:41.6	1:01:26.4	1:02.9
5	2540	Brett Lucas	so	83	278	15:44.8	1:17:11.2	1:06.1
6	2532	Adam Butler	sr	(119)	(397)	15:57.3	1:33:08.6	1:18.5
7	2545	Jacob Sparreo	so	(183)	(580)	16:20.4	1:49:29.0	1:41.6
8	2530	Jakob Bloomfield	sr	More Than 7		16:48.8	2:06:17.8	2:10.0
9	2529	Joe Axelson	jr	More Than 7		17:03.6	2:23:21.4	2:24.8
10	2537	Matteus Klonowski	jr	More Than 7		17:14.3	2:40:35.8	2:35.5
Team - 39 Maine South			Finish Position - 9					
Team Score (places):331			Average Time: 15:30.7					
1	1213	Brian Sodaro	sr	21	21	15:02.4	15:02.4	0:00.0
2	1190	Reese Jordan	jr	26	47	15:06.8	30:09.3	0:04.3
3	1208	Ralph Patejunas	sr	53	100	15:31.8	45:41.1	0:29.3
4	1184	Zack Fishman	sr	96	196	15:49.4	1:01:30.6	0:46.9
5	1200	Ray Sutszek	so	135	331	16:03.1	1:17:33.8	1:00.6
6	1211	Brian Shanahan	jr	(150)	(481)	16:09.8	1:33:43.6	1:07.4
7	1194	Vince Leonard	sr	(205)	(686)	16:31.8	1:50:15.5	1:29.3
8	1198	Joe McCarrick	sr	More Than 7		16:47.8	2:07:03.4	1:45.3
9	1185	Glen Garino	sr	More Than 7		16:52.1	2:23:55.5	1:49.6
10	1206	Alex Ortwig	jr	More Than 7		17:13.0	2:41:08.6	2:10.6
Team - 22 Hinsdale South			Finish Position - 10					
Team Score (places):393			Average Time: 15:30.0					
1	597	Roman Drabchuk	sr	10	10	14:41.8	14:41.8	0:00.0
2	615	Charlie Nodus	sr	12	22	14:51.3	29:33.2	0:09.5
3	602	Brett Haffner	so	87	109	15:46.1	45:19.3	1:04.3
4	605	Chris Joseph	jr	102	211	15:50.7	1:01:10.1	1:08.9

Final Team Results

Boys

Varsity Boys

<u>Bib No</u>	<u>Name</u>	<u>Grade</u>	<u>Overall Place</u>	<u>Cumulative Place</u>	<u>Time</u>	<u>Cumulative Time</u>	<u>Time Back</u>	
Team - 22 Hinsdale South			Finish Position - 10					
Team Score (places):393			Average Time: 15:30.0					
5	604	Brian Jordan	sr	182	393	16:20.3	1:17:30.4	1:38.5
6	617	Tristan Ramirez	sr	(229)	(622)	16:43.9	1:34:14.3	2:02.1
7	620	Trevor Schauer	so	(256)	(878)	16:55.8	1:51:10.2	2:14.0
8	608	Cesar Lopez	sr	More Than 7		18:01.2	2:09:11.5	3:19.4
9	595	Sean Cusick	sr	More Than 7		18:05.2	2:27:16.7	3:23.4
10	603	Matt Harte	sr	More Than 7		18:13.4	2:45:30.2	3:31.6
Team - 14 Geneva High School			Finish Position - 11					
Team Score (places):434			Average Time: 15:42.6					
1	352	Tyler Dau	jr	34	34	15:14.9	15:14.9	0:00.0
2	345	Brian Caskey	sr	76	110	15:41.4	30:56.3	0:26.4
3	342	Boon Andrews	so	104	214	15:50.9	46:47.3	0:36.0
4	368	Josh Rodgers	fr	109	323	15:52.6	1:02:40.0	0:37.7
5	364	Brian Kuehl	jr	111	434	15:53.2	1:18:33.3	0:38.3
6	353	Julian Desens	sr	(142)	(576)	16:05.2	1:34:38.5	0:50.2
7	371	Jake Tracey	sr	(144)	(720)	16:06.1	1:50:44.7	0:51.2
8	349	Stephen Creger	sr	More Than 7		16:15.6	2:07:00.3	1:00.6
9	356	Jordan Evans	jr	More Than 7		16:26.5	2:23:26.9	1:11.5
10	341	Michael Anderson	sr	More Than 7		17:00.6	2:40:27.5	1:45.6
Team - 21 Hersey			Finish Position - 12					
Team Score (places):463			Average Time: 15:47.4					
1	555	Dan Gerardi	sr	59	59	15:36.5	15:36.5	0:00.0
2	558	Kevin Paton	sr	73	132	15:39.8	31:16.4	0:03.3
3	562	Brendan Stonequist	sr	101	233	15:50.1	47:06.5	0:13.6
4	556	Andrew Hyndman	jr	103	336	15:50.8	1:02:57.4	0:14.3
5	561	Tom Schwaba	sr	127	463	15:59.9	1:18:57.3	0:23.4
6	564	Sam Svienty	jr	(138)	(601)	16:04.2	1:35:01.5	0:27.6
7	552	Eric Czarnota	sr	(168)	(769)	16:15.7	1:51:17.3	0:39.2
8	568	Nick Wagner	sr	More Than 7		16:18.6	2:07:35.9	0:42.1
9	567	Eric Wagner	jr	More Than 7		16:37.5	2:24:13.5	1:01.0
10	553	Trent Dela Riva	sr	More Than 7		16:38.4	2:40:52.0	1:01.9
Team - 51 Oswego			Finish Position - 13					
Team Score (places):468			Average Time: 15:44.7					
1	1891	Bennett Peterson	jr	31	31	15:09.9	15:09.9	0:00.0
2	1871	Mitch Bradford	so	92	123	15:47.5	30:57.4	0:37.6
3	1870	Collin Boone	jr	108	231	15:52.4	46:49.9	0:42.5

Final Team Results

Boys

Varsity Boys

<u>Bib No</u>	<u>Name</u>	<u>Grade</u>	<u>Overall Place</u>	<u>Cumulative Place</u>	<u>Time</u>	<u>Cumulative Time</u>	<u>Time Back</u>	
Team - 51 Oswego			Finish Position - 13					
Team Score (places):468			Average Time: 15:44.7					
4	1884	Owen Ketly	sr	112	343	15:55.0	1:02:45.0	0:45.1
5	1878	David Gaytan	jr	125	468	15:58.8	1:18:43.8	0:48.9
6	1897	Jackson Simon	sr	(143)	(611)	16:06.0	1:34:49.8	0:56.1
7	1885	Erik Kivela	jr	(251)	(862)	16:54.3	1:51:44.1	1:44.3
8	1873	Isaiah Couch	jr	More Than 7		17:53.9	2:09:38.1	2:44.0
9	1880	Ryan Holt	jr	More Than 7		17:57.9	2:27:36.0	2:48.0
10	1875	Alex Druwe	sr	More Than 7		18:29.5	2:46:05.6	3:19.6

Team - 37 Loyola Academy			Finish Position - 14					
Team Score (places):472			Average Time: 15:43.3					
1	1116	Paolo Tiongson	jr	13	13	14:52.1	14:52.1	0:00.0
2	1105	Matthew Kadus	jr	68	81	15:38.5	30:30.7	0:46.3
3	1110	Andrew Niewiarowski	jr	94	175	15:48.8	46:19.5	0:56.6
4	1111	Daniel Pasco	sr	141	316	16:04.8	1:02:24.3	1:12.7
5	1097	Scott Berens	sr	156	472	16:12.1	1:18:36.5	1:20.0
6	1114	William Shortal	jr	(174)	(646)	16:17.1	1:34:53.7	1:24.9
7	1107	Jack Klomp	sr	(179)	(825)	16:18.6	1:51:12.3	1:26.4
8	1103	Conner Hoag	so	More Than 7		16:21.1	2:07:33.5	1:28.9
9	1106	Robbie Kelly	jr	More Than 7		17:02.0	2:24:35.5	2:09.8
10	1099	Case Brennan	jr	More Than 7		17:03.7	2:41:39.3	2:11.5

Team - 52 Palatine			Finish Position - 15					
Team Score (places):497			Average Time: 15:50.5					
1	1931	Zack Michael	sr	60	60	15:37.1	15:37.1	0:00.0
2	1937	Dan Trejo	sr	66	126	15:38.3	31:15.5	0:01.1
3	1926	Ben Kontney	jr	88	214	15:46.1	47:01.6	0:09.0
4	1924	Nate Izewski	jr	137	351	16:03.8	1:03:05.5	0:26.6
5	1936	Koby Theobald	sr	146	497	16:07.0	1:19:12.5	0:29.8
6	1927	Curt Kontney	jr	(155)	(652)	16:11.8	1:35:24.3	0:34.7
7	1938	Justin Zambrano	sr	(178)	(830)	16:18.3	1:51:42.7	0:41.2
8	1934	Tom Schneider	sr	More Than 7		16:45.1	2:08:27.8	1:07.9
9	1923	Garrett Falotico	sr	More Than 7		16:52.5	2:25:20.4	1:15.4

Team - 68 Springfield High School			Finish Position - 16					
Team Score (places):550			Average Time: 15:51.6					
1	2374	Heath Warren	sr	33	33	15:14.1	15:14.1	0:00.0
2	2355	Logan Besalke	sr	95	128	15:48.9	31:03.0	0:34.8
3	2365	JD Kropid	sr	116	244	15:56.8	46:59.8	0:42.7



SANDBURG
CROSS COUNTRY

NEWS AND NOTES

RUNNERS OF THE WEEK: C Torpy, R Wagner, J Spaargaren, B Lukas, Periscope

Andrew/Peoria Central/St. Charles N Invitationals

Thurs. Oct 1, Sat. Oct 3, 2015

High 50s, windy, sunny (Thurs), low 50s, windy, overcast (St. Charles), upper 50s, windy partly cloudy (Peoria)

COACH'S COMMENTS:

We had three meets in a span of three days—lots of racing and a lot of great things happening. The calendar turned to October for our racing and that marks the time for us to start championship racing. Our F/S guys went to the place we began the season: Turtlehead Lake. We wanted to see how much they've improved over the past six weeks. We saw some aggressive racing from several guys. **Nico Calderon** was clearly wired in and ready to compete hard. He went to the front and tested the wills of every racer. I love Nico's passion. There is little doubt in my mind that he's going to be a great one. Another guy I am excited about is **Peter Bukuri**. I sure hope he stays fully committed to running. He has so much potential: he has the right character, the right mindset and he has a lot of talent. I believe that if he commits to running for the next year: winter, spring, summer we'll be talking about a guy running in the 15's next year. **John Cunningham** has been battling some tendinitis in his foot and he refuses to let it get in his way. I love his attitude. **Randy Apter** is another freshman with a competitor's mindset. I loved the way he raced at Andrew. **Matt Sak** keeps getting better and every week I feel like he's moved up our roster. He's got a great attitude and has been working really hard—this is what we are looking for in freshmen. The team race was competitive with Lockport winning the freshmen race by a decent margin. This is a reminder of the kind of effort we are going to need to come away with a SWSC title at Dellwood next week. The sophomore race got under way and we saw **Nick Gonsch** blast his way to the front. Once again, he let the leaders get away from him after the mile. If he can work on that mid race effort he'll be in position to strike for the win at the end. Meanwhile **Xander Furmanek** continues to shine. Wow. What a great season he is having. I hope he keeps going and doesn't settle! **Patrick Morris** also is one of the most improved guys we have on the team. He's been doing some great things with his sophomore year. It's an obvious formula at play. Those guys have worked really hard over the year to become their best. Overall, we had a 1st on the sophomore level, a 3rd on the freshmen level, and a 2nd overall. Not bad...although we knew we had more in the tank. We had a lot of guys rolling by us in the final 400 meters. When it comes down to the final quarter mile, it's all about guts. Everyone is hurting really bad. No one is feeling good and having their body responding. The ones who are doing the passing are the ones who can overcome all that and, through the force of their own great willpower, get their bodies to move.

So we went to St. Charles with that as one of our objectives: let's get those F/S guys to compete late in the race and find a way to dig a little deeper, try one more time than everyone else is willing to. We came away with a 4th place finish in a tough meet and we saw a lot more competing in the end. One guy who I can't say enough about is **Ryan Wagner**. He's had a great season and has had great improvement. His dedication has shown through in the results and every time I watch him race I know he's pushing beyond his limits. **Peter Bukuri** went ahead and PR'd on a really tough course in tough conditions to break 18:00 for the first time. This is fantastic. **Mitchell Kramer** also pulled off a PR in the hardest race of the year! **Jeffrey Spaargaren** is a champion. Period. I've seen few guys in my life with so much toughness and so much character. After two solid races this week, in his post race interview, he talked about Carlson and Kramer. That says a lot about him that he is noticing and appreciating the efforts of his teammates. This is what we are all about.

We had some other goals for the weekend, which included winning the two best invitationals in the state on the same day. We wanted to break our school record (the 6th best time in the history of Illinois) just two

weeks after setting it with our top two times from there out. We wanted to compete late in every race. We had specific goals for Sean Torpy and Dylan Jacobs to challenge themselves and beat one of the state's best runners (Filip). We went ahead and conquered those goals. **Sean Torpy** is already an all-time great runner, but what he did on Saturday was showcase how tough and composed he is. He went right to the lead and pressed the whole way until the finish. It was a lot of effort on that course in those conditions, but he pulled it off. Likewise, **Dylan Jacobs** went right with him. This Filip character was :3 behind Blake Evertsen and right in front of Matt Perreria. Those are two guys I guarantee will be in the top five non-Sandburg guys in the Illinois state meet. DJ and STorps went right after this guy and buried him. Meanwhile, back from his scary episode in Peoria, **Paul Siczkowski** showed what he's really made of when he showed no fear whatsoever and battled it out in the front of the varsity race. He was an absolute key for us winning that race coming in a strong 13th position. **Alex Szymanski** is another guy who'd be a "runner of the week" this week if he didn't already get one. What a tough competitor he's turned out to be this year. He's got me really excited for this year and next year. **Patrick Foster** raced his butt off and continues a phenomenal senior season. His position locked down the St. Charles Varsity title. We pulled off the great victory with some tight racing against some top ranked schools in state. Yes, this lineup from St. Charles would easily finish in the top 10 in state. And in the open race **Miles Draskovic** really went for it and got us going up front with a 4th place finish. Great run for Miles! Big **Lou Cavalier** was just off his PND time from two weeks ago even though this course was way slower and the conditions were far worse. This race is certainly worth his personal best even if his time wasn't his best.

Two and a half hours away, the final race of the day got underway in Peoria. It was our second ascent of the season (we have one more to climb). I tasked the boys with the objective of running faster than our huge school record that was just 14 days old without the services of the top two runners from that school record. Additionally, I asked for a win from those guys against the 2nd and 3rd ranked teams in state. Finally, I requested from Peoria Central administration that we be given our frustrating box from the 2014 state meet, box 7. I wanted to make sure that we knew that no box can stop us. The gun went off and Sandburg owned the race from 500 meters on. We got out aggressive and surveyed the field to the right—this awareness is important. They seemed to get around the first turn nice and clean and we blasted through in 2:14 and we were well in control. All throughout the course people were talking about the presence of Sandburg at the front of the race. They've never seen such a team before. **Dan Laskero** showed exactly what I am looking for: not a guy looking to "make the top 7" but a guy who wants to do much more than that... a guy who wants to push himself and his teammates to reach our ultimate goals. He pushed to the front at the mile and kept a charge in the group. We blasted through in 4:41 or so and I entered the north loop only to see **Max Lehnhardt** take over the whole race and run to the front. He kept rolling to the lead and had the look I've seen in him throughout high school: a guy who has *real* heart and desire. He led all the way to the 2.5 and was bested by a great runner, but he had more guts than any of our competition on Saturday and I'll take his race over anyone's. **Chris Torpy** came back to race for the first time in a month and kicked off the rust. He looked great, running a :16 PR to become one of our all-time best. Following behind CTorps was **Tom Brennan** who managed his best race of the season to date and a PR himself to complete a 3-4-5 finish for us. **Martin Skucas** raced his way into a whole new level Saturday as well as he dropped :12 in just two weeks (mindblowing). As a junior, he has already run faster than any of our seniors ran as juniors and he needs to keep going! I know he has even more in him for next time! Laskero hung in there the last mile and kept battling his way to a monster PR of 14:51. Amazing. Finally, one of the most impressive races of the day came from **Brandon Lukas**. His 14:54 was a huge PR and the first time he went sub 15:00, but more importantly, he showed that he isn't concerned about a "Top 7" or anything. He had the right focus: keep competing until you cross the finish line no matter what. Despite being out of a scoring position, he kept focused and kept grinding, all the way to a really, really impressive time and finish. I love that attitude. Once again, that is exactly what we are looking for: a commitment to one's best regardless of the environment, the expectations, the pressure, or the competition.

TIDBITS: >>Warm clothes required for practice >>Wash your hands, get enough sleep. >>We will be deciding a limited post season roster and will invite people to continue running by the end of the day at conference.

WHAT'S NEXT: A great week of training. Course previews

HOMECOMING WINNERS: Picture: Nick Gonsch "Top 3" for the week: Marcelo Claire, Manish Raheja, and Nathan Arrigoni (for his dancing two years ago and hot dog prowess)

Peoria Invitational:

1. Sandburg—26 2. Lyons—67 3. Neuqua Valley—97 4. Hoffman Estates—165 5. Huntley--177
3. Lehnhardt 2:14—2:28/4:42—2:27/7:09—2:28/4:55/9:37—2:30/12:07—2:30/5:00 14:37
4. C Torpy 2:14—2:28/4:42—2:28/7:10—2:32/5:00/9:42—2:32/12:14—2:28/5:00 14:42
5. Brennan 2:14—2:28/4:42—2:29/7:11—2:34/5:03/9:45—2:34/12:19—2:26/5:00 14:45
7. Skucas 2:15—2:28/4:43—2:29/7:12—2:35/5:04/9:47—2:33/12:20—2:27/5:00 14:47
9. Laskero 2:16—2:25/4:41—2:30/7:11—2:34/5:03/9:44—2:33/12:17—2:34/5:07 14:51
12. Lukas 2:14—2:29/4:43—2:29/7:12—2:36/5:05/9:48—2:37/12:25—2:29/4:59 14:54
27. Gleisner 2:14—2:29/4:43—2:35/7:18—2:41/5:16/9:59—2:33/12:32—2:40/5:13 15:12

New School Record: 73:43 (breaks PND School Record of 73:45 and is 6th all-time in state history)

Lehnhardt—7th best CSHS all time
C Torpy—8th best CSHS all time
Brennan—10th best CSHS all time

Skucas—12th best CSHS all time
Laskero—16th best CSHS all time
Lukas—18th best CSHS all time

St. Charles North Invitational

- Sophomore: 1. SCE—40 2. New Trier—64 3. Naperville Ctrl—140 4. Sandburg—155 5. GBN—201
14. Gonsch—17:13
26. R Sieczkowski—17:25
32. Calderon—17:33
34. Furmanek—17:36
50. R Wagner—17:43
51. Duffy—17:43
54. Morris—17:46
60. Bukuri—17:52
130. Cunningham—18:53
188. Lane—19:35
197. Kenes—19:43
204. Fornaris—19:58
228. Mathas—20:17
232. Macak—20:19
250. Walter—20:30
266. Sak—20:37
270. Apter—20:41
325. Claire—21:27
343. Spaargaren—21:51
353. Kramer—21:58
362. Haran—22:17
363. Carlson—22:18
386. Zambrano—22:59
392. Pittacora—23:09
415. Karp—23:54

Varsity: 1. Sandburg—67 2. SCE—76 3. Marmion—97 4. LWN—184

1. S Torpy—15:06
2. Jacobs—15:08
13. P Sieczkowski—16:04
22. Szymanski—16:10
29. Foster—16:17
33. LiFonti—16:19
92. Marchese—17:09

Open: 1. SCE—22 2. Naperville Central—85 3. WWS—123 4. Sandburg—133 5. Jacobs—146
4. Draskovic—16:47
13. Cavalier—17:02
29. J Wagner—17:22
55. N Carollo—17:53
60. Nolan—18:00
79. Stogin—18:13
82. Papan—18:17
89. Peters—18:22
90. Cachares—18:23
112. Bovard—18:41
144. Bowald—19:04
176. Cummings—19:36
235. Walsh—20:59
238. Raheja—21:07
257. Ryan—21:39

Andrew F/S Inv.

Combined F/S Result: 1. DGS—193 2. Sandburg--199

Freshman: 1. Lockport—64 2. DGS—68 3. Sandburg—98

5. Calderon—12:15
13. Bukuri—12:50
24. Cunningham—13:19
41. Apter—13:37
53. Skowronski—13:49
57. Walter—13:56
70. Sak—14:05
77. A Carollo—14:18
78. Kenes—14:18
85. Mathas—14:28
104. Claire—14:49
119. Spaagaren—15:13
120. Carlson—15:13
127. Karp—15:20
134. Pittacora—15:33
139. Kramer—15:39

Sophomore: 1. Sandburg—101 2. Riverside-Brookfield—108 3. DGS--125

7. Gonsch—16:39
17. R Siczkowski—17:11
24. Furmanek—17:20
32. R Wagner—17:37
34. Morris—17:42
42. Duffy—17:51
111. Macak—19:36
121. Fornaris—19:50
127. Zambrano—20:01
163. Haran—20:53

Find An Event advanced searchLog In Find Race Results **OnlineRaceResults**Post results for free!
Create a contributor account.

Joe Mortimer Cross Country Invite - Freshman Results

AVAILABLE AT
NO COST TO
YOUR EVENT**GetMeRegistered.com**

Joe Mortimer Cross Country Invitational - 2015

FRESHMAN BOYS TEAM RESULTS

1. Lockport
3 5 10 20 26 (47) (87) = 64
Marc Schelli, Donovan Paske, Alexander Kistingner, Patrick Hoak, Thomas Neuhardt, John Stoch, Logan Molitor
2. Downers Grove South
1 8 9 15 35 (38) (41) = 68
Eddie Siuda, Nick Dziejzic, James Weigel, Ben Laurich, George Willer, Theo Robinson, Brock Royle
3. Sandburg High School
4 11 19 31 33 (42) (45) = 98
Nico Calderon, Peter Bukuri, John Cunningham, Sam Lane, Randy Apter, Domink Skowronski, Ben Walter
4. Lincoln-Way East
17 34 46 50 51 (59) (63) = 198
J Burris, J Heimlich, N Novak, J Bendy, T Arndt, J Haskins, P Mifflin
5. Illiana Christian H.S.
6 12 57 62 67 (104) = 204
Alex Wondaal, Kyle Mulderink, Grant Gibson, Luke Haan, Caleb Perez, Ben Ipema
6. Joliet Central
23 29 32 74 75 (85) (96) = 233
Jonathan Garcia, Ben Chambers, Eric Cuevas, Jose Gonzalez, Luis Hernandez, Brayon Ruiz, Jose Fereirra
7. Eisenhower
21 25 52 53 82 (101)(105) = 233
Jed Pangan, Jared Saldana, Fabian Avila, Marcel Woods, Miguel Ortega, Dayvon Barrett, Mike Hill
8. Lincoln Way North
36 37 54 58 71 (100)(111) = 256
Ryan Schuetz, Luke Fitzgerald, Cameron White, Ryan Trost, Alex Witkowski, Matt Ketchen, Nathaniel Zambrano
9. Victor J. Andrew
2 27 72 77 88 (114)(118) = 266
Moe Mara, Chad Yanik, Mike Kopeika, Brandyn Maza, Tyler Owsianiak, Ethan Gaughan, Corlin Leonard

10. Providence Catholic High School
18 43 60 78 84 (117)(125) = 283
Kyle Bell, Joe Murphy, John McGuire, Sebastian Pantoja, Mike Perino,
Danny Quirke, Pat Murray
11. Br. Rice
16 22 69 89 94 (95)(103) = 290
Tommy Gleeson, Dan Spellman, Jack Reddington, Aiden McGuire, Nolan
Quinn, Sebastian Meraz, Vince Podlasek
12. Shepard
13 44 56 86 91 (98)(102) = 290
Dalvin Humphrey, Matt Pierce, Brandon Herrera, Tim Kopec, Liam Keough,
Nick Strama, Rory Reyes
13. Homewood-Flossmoor Hs
7 40 64 79 134 = 324
Nichlas Holmgren, Wyatt Shipman, Julian Garcia, Justin Garcia, Darryl
Lockett
14. Stagg High School
30 48 61 93 106 (135) = 338
Nick Harper, Brendan Conroy, Ben Villarreal, Kyle Barbalic, Dave
Albano, Luis Martinez
15. Joliet West High School
14 39 70 112 113 (129) = 348
Joey Mojica, Jorge Chavez, Sam Munson, Josue Salas, Ethan Washburn,
Luke Altman
16. Thornton Fractional South
24 28 55 119 136 = 362
Josh Gann, Ahmad Johnson, Matt Pimental, Jonathan Puebla, Diego
Vazquez
17. Plainfield Central
49 76 80 83 115 (120)(123) = 403
Julian Garcia, Vince Franco, Nick Ruiz, Juan Prado, Ej Brotarlo,
Brenden McGee, Lex Chasteen
18. Oak Forest High School Boys
68 81 97 99 116 (126)(133) = 461
Zac Maher, Ben Howe, Elijah William, Derrick Bagnera, Aj Holzman, Sam
Ochoa, Anthony Smith
19. Tinley Park High School
65 92 107 127 131 = 522
Ryan Brogan, Nick Marfoe, Josh Hartman, Jay Pillai, James Ochoa
20. Oak Lawn Community Hs
66 90 109 137 138 = 540
Zach Zobak, Tony Raybould, Trinidad Arteaga, Matt Arndt, Alaa Zeidan
21. Thornwood
73 108 128 130 140 = 579
Rafael Camacho, Tyler Odom, Edgar Nazario, Antonio Ayala, Emmanuel
Ayala
22. Hillcrest
110 121 122 124 132 (139) = 609
Michael Awoniyi, Jeremiah Smith, Sam Agoye, Jason Brisco, Kevale Alsup,
Bashir Lawal

Joe Mortimer Cross Country Invitational - 2015 - Freshman - Boys

Place	TmPl	No.	Name	School	Gr	Time	Pace
1	1	1530	Eddie Siuda	Downers Grove South	FR	11:59.9	5:28
2	2	1982	Moe Mara	Victor J. Andrew	FR	12:06.4	5:31

3	3	1757 Marc Schelli	Lockport	FR 12:10.6	5:33
4		1678 Andrew Englert	Lincoln-Way Central Hs	FR 12:15.0	5:35
5	4	1861 Nico Calderon	Sandburg High School	FR 12:15.8	5:35
6	5	1755 Donovan Paske	Lockport	FR 12:24.3	5:39
7	6	1587 Alex Wondaal	Illiana Christian H.S.	FR 12:31.0	5:42
8	7	1568 Nichlas Holmgren	Homewood-Flossmoor Hs	FR 12:32.2	5:42
9	8	1514 Nick Dziedzic	Downers Grove South	FR 12:33.4	5:43
10	9	1531 James Weigel	Downers Grove South	FR 12:33.8	5:43
11	10	1745 Alexander Kistingner	Lockport	FR 12:45.1	5:48
12		1847 Chris Magno	Riverside Brookfield	FR 12:49.0	5:50
13	11	1860 Peter Bukuri	Sandburg High School	FR 12:50.0	5:50
14	12	1582 Kyle Mulderink	Illiana Christian H.S.	FR 12:50.9	5:51
15	13	1900 Dalvin Humphrey	Shepard	FR 12:51.2	5:51
16	14	1645 Joey Mojica	Joliet West High School	FR 12:51.3	5:51
17	15	1521 Ben Laurich	Downers Grove South	FR 12:59.1	5:55
18		1493 Pierre Butler	Bremen	FR 13:02.4	5:56
19	16	1484 Tommy Gleeson	Br. Rice	FR 13:03.3	5:57
20		1679 Julian Esparza	Lincoln-Way Central Hs	FR 13:08.3	5:59
21	17	1694 J Burris	Lincoln-Way East	FR 13:12.1	6:00
22	18	1825 Kyle Bell	Providence Catholic High Schoo	FR 13:14.2	6:01
23		1480 Gavin Villiger	Bolingbrook	FR 13:16.7	6:03
24	19	1865 John Cunningham	Sandburg High School	FR 13:19.4	6:04
25		1467 Alex Torres	Bloom Twp	FR 13:19.4	6:04
26	20	1741 Patrick Hoak	Lockport	FR 13:20.0	6:04
27	21	1547 Jed Pangan	Eisenhower	FR 13:23.8	6:06
28	22	1492 Dan Spellman	Br. Rice	FR 13:24.0	6:06
29	23	1601 Jonathan Garcia	Joliet Central	FR 13:26.1	6:07
30	24	1954 Josh Gann	Thornton Fractional South	FR 13:28.0	6:08
31	25	1548 Jared Saldana	Eisenhower	FR 13:29.3	6:08
32	26	1753 Thomas Neuhardt	Lockport	FR 13:30.5	6:09
33	27	1994 Chad Yanik	Victor J. Andrew	FR 13:31.3	6:09
34		1686 Dylan Williams	Lincoln-Way Central Hs	FR 13:32.5	6:10
35	28	1956 Ahmad Johnson	Thornton Fractional South	FR 13:33.5	6:10
36	29	1595 Ben Chambers	Joliet Central	FR 13:35.1	6:11
37	30	1932 Nick Harper	Stagg High School	FR 13:35.3	6:11
38		1846 David Keen	Riverside Brookfield	FR 13:35.9	6:11
39	31	1876 Sam Lane	Sandburg High School	FR 13:36.7	6:12
40	32	1597 Eric Cuevas	Joliet Central	FR 13:37.1	6:12
41	33	1855 Randy Apter	Sandburg High School	FR 13:37.3	6:12
42	34	1703 J Heimlich	Lincoln-Way East	FR 13:37.6	6:12
43		1464 Andrew Jacobs	Bloom Twp	FR 13:38.5	6:12
44	35	1532 George Willer	Downers Grove South	FR 13:41.2	6:14
45		1458 Mark Pickering	Bbchs	FR 13:44.1	6:15
46	36	1668 Ryan Schuetz	Lincoln Way North	FR 13:45.4	6:16
47	37	1657 Luke Fitzgerald	Lincoln Way North	FR 13:45.5	6:16
48	38	1527 Theo Robinson	Downers Grove South	FR 13:45.8	6:16
49	39	1639 Jorge Chavez	Joliet West High School	FR 13:46.7	6:16
50	40	1576 Wyatt Shipman	Homewood-Flossmoor Hs	FR 13:47.7	6:17
51	41	1528 Brock Royle	Downers Grove South	FR 13:48.8	6:17
52		1839 Terenz Bonner	Rich Central High School	FR 13:49.2	6:17
53	42	1885 Domink Skowronski	Sandburg High School	FR 13:49.5	6:17
54	43	1831 Joe Murphy	Providence Catholic High Schoo	FR 13:51.6	6:18
55	44	1913 Matt Pierce	Shepard	FR 13:55.6	6:20
56		1513 Colin Dunn	Downers Grove South	FR 13:55.9	6:20
57	45	1889 Ben Walter	Sandburg High School	FR 13:56.4	6:21
58	46	1709 N Novak	Lincoln-Way East	FR 13:57.5	6:21
59		1516 Matt Garcia	Downers Grove South	FR 13:57.6	6:21
60	47	1759 John Stoch	Lockport	FR 13:57.8	6:21
61		1683 Mike Lomalie	Lincoln-Way Central Hs	FR 13:59.2	6:22

62	48	1929	Brendan Conroy	Stagg High School	FR 14:00.6	6:23
63	49	1813	Julian Garcia	Plainfield Central	FR 14:01.0	6:23
64	50	1689	J Bendy	Lincoln-Way East	FR 14:01.4	6:23
65	51	1687	T Arndt	Lincoln-Way East	FR 14:03.0	6:24
66		1851	Connor Raymond	Riverside Brookfield	FR 14:03.7	6:24
67	52	1533	Fabian Avila	Eisenhower	FR 14:03.7	6:24
68	53	1549	Marcel Woods	Eisenhower	FR 14:03.7	6:24
69	54	1674	Cameron White	Lincoln Way North	FR 14:04.1	6:24
70		1883	Matthew Sak	Sandburg High School	FR 14:05.3	6:25
71	55	1958	Matt Pimental	Thornton Fractional South	FR 14:06.1	6:25
72	56	1899	Brandon Herrera	Shepard	FR 14:07.5	6:26
73	57	1579	Grant Gibson	Illiana Christian H.S.	FR 14:09.1	6:26
74		1507	Malachi Steinberg	Bremen	FR 14:09.8	6:27
75	58	1672	Ryan Trost	Lincoln Way North	FR 14:10.9	6:27
76	59	1700	J Haskins	Lincoln-Way East	FR 14:14.3	6:29
77		1863	Andrew Carollo	Sandburg High School	FR 14:18.2	6:31
78		1874	Eric Kenes	Sandburg High School	FR 14:18.8	6:31
79	60	1829	John McGuire	Providence Catholic High Schoo	FR 14:21.1	6:32
80		1503	Taheed Moore	Bremen	FR 14:26.3	6:34
81		1523	Henry Mora	Downers Grove South	FR 14:26.5	6:34
82	61	1944	Ben Villarreal	Stagg High School	FR 14:26.6	6:34
83		1469	Kristian Bielski	Bolingbrook	FR 14:27.1	6:35
84		1843	Evan Dunbar	Riverside Brookfield	FR 14:27.2	6:35
85		1879	Kyle Mathas	Sandburg High School	FR 14:28.6	6:35
86	62	1580	Luke Haan	Illiana Christian H.S.	FR 14:29.4	6:36
87	63	1706	P Mifflin	Lincoln-Way East	FR 14:31.6	6:37
88	64	1564	Julian Garcia	Homewood-Flossmoor Hs	FR 14:32.3	6:37
89		1775	Jack Slade	Mount Carmel High School	FR 14:32.6	6:37
90	65	1964	Ryan Brogan	Tinley Park High School	FR 14:33.2	6:37
91	66	1805	Zach Zobak	Oak Lawn Community Hs	FR 14:33.3	6:37
92	67	1584	Caleb Perez	Illiana Christian H.S.	FR 14:39.2	6:40
93	68	1783	Zac Maher	Oak Forest High School Boys	FR 14:39.2	6:40
94	69	1490	Jack Reddington	Br. Rice	FR 14:39.6	6:40
95	70	1646	Sam Munson	Joliet West High School	FR 14:41.6	6:41
96	71	1675	Alex Witkowski	Lincoln Way North	FR 14:43.4	6:42
97	72	1979	Mike Kopeika	Victor J. Andrew	FR 14:43.7	6:42
98	73	2009	Rafael Camacho	Thornwood	FR 14:45.3	6:43
99		1717	D Warren	Lincoln-Way East	FR 14:45.3	6:43
100	74	1603	Jose Gonzalez	Joliet Central	FR 14:45.7	6:43
101	75	1608	Luis Hernandez	Joliet Central	FR 14:46.2	6:43
102	76	1812	Vince Franco	Plainfield Central	FR 14:48.6	6:44
103		1529	Austin Salvino	Downers Grove South	FR 14:48.7	6:44
104		1864	Marcelo Claire	Sandburg High School	FR 14:49.6	6:45
105		1452	Connor Boudreau	Bbchs	FR 14:50.3	6:45
106		1948	Travaughn Heard	Thornridge	FR 14:51.4	6:46
107	77	1983	Brandyn Maza	Victor J. Andrew	FR 14:51.7	6:46
108	78	1834	Sebastian Pantoja	Providence Catholic High Schoo	FR 14:53.9	6:47
109	79	1565	Justin Garcia	Homewood-Flossmoor Hs	FR 14:58.8	6:49
110	80	1824	Nick Ruiz	Plainfield Central	FR 14:59.1	6:49
111	81	1781	Ben Howe	Oak Forest High School Boys	FR 15:00.5	6:50
112	82	1546	Miguel Ortega	Eisenhower	FR 15:00.5	6:50
113	83	1822	Juan Prado	Plainfield Central	FR 15:02.3	6:51
114	84	1835	Mike Perino	Providence Catholic High Schoo	FR 15:04.2	6:51
115		1695	J Dudley	Lincoln-Way East	FR 15:05.2	6:52
116	85	1628	Brayan Ruiz	Joliet Central	FR 15:05.3	6:52
117		1704	K Kissinger	Lincoln-Way East	FR 15:07.0	6:53
118	86	1903	Tim Kopec	Shepard	FR 15:10.7	6:54
119		1886	Jeff Spagaaren	Sandburg High School	FR 15:13.3	6:56
120		1862	Matthew Carlson	Sandburg High School	FR 15:13.6	6:56

121	87	1750	Logan Molitor	Lockport	FR 15:14.2	6:56
122	88	1985	Tyler Owsianiak	Victor J. Andrew	FR 15:14.4	6:56
123		1474	Kevin Laroche	Bolingbrook	FR 15:14.5	6:56
124	89	1485	Aiden McGuire	Br. Rice	FR 15:15.4	6:57
125	90	1798	Tony Raybould	Oak Lawn Community Hs	FR 15:19.6	6:58
126	91	1902	Liam Keough	Shepard	FR 15:19.9	6:59
127		1873	Jason Karp Ipa	Sandburg High School	FR 15:20.0	6:59
128		1720	M Zhan	Lincoln-Way East	FR 15:22.0	7:00
129	92	1971	Nick Marfoe	Tinley Park High School	FR 15:23.7	7:00
130	93	1928	Kyle Barbalic	Stagg High School	FR 15:28.7	7:03
131	94	1489	Nolan Quinn	Br. Rice	FR 15:29.1	7:03
132	95	1486	Sebastian Meraz	Br. Rice	FR 15:31.3	7:04
133	96	1607	Jose Fereirra	Joliet Central	FR 15:31.7	7:04
134		1882	Sean Pittacora	Sandburg High School	FR 15:33.2	7:05
135	97	1791	Elijah William	Oak Forest High School Boys	FR 15:33.3	7:05
136	98	1921	Nick Strama	Shepard	FR 15:35.1	7:06
137	99	1777	Derrick Bagnera	Oak Forest High School Boys	FR 15:36.1	7:06
138	100	1661	Matt Ketchen	Lincoln Way North	FR 15:39.5	7:08
139		1875	Mitchel Kramer	Sandburg High School	FR 15:39.5	7:08
140		1701	A Hauschild	Lincoln-Way East	FR 15:40.8	7:08
141	101	1534	Dayvon Barrett	Eisenhower	FR 15:45.0	7:10
142	102	1915	Rory Reyes	Shepard	FR 15:45.5	7:10
143	103	1488	Vince Podlasek	Br. Rice	FR 15:52.4	7:13
144	104	1581	Ben Ipema	Illiana Christian H.S.	FR 15:59.7	7:17
145		1716	D Vamvakas	Lincoln-Way East	FR 16:00.4	7:17
146		1952	Ronaldihno Wallace	Thornridge	FR 16:02.5	7:18
147	105	1541	Mike Hill	Eisenhower	FR 16:07.7	7:20
148	106	1925	Dave Albano	Stagg High School	FR 16:10.9	7:22
149	107	1967	Josh Hartman	Tinley Park High School	FR 16:12.5	7:22
150	108	2011	Tyler Odom	Thornwood	FR 16:15.2	7:24
151	109	1794	Trinidad Arteaga	Oak Lawn Community Hs	FR 16:15.6	7:24
152	110	1552	Michael Awoniyi	Hillcrest	FR 16:16.7	7:24
153	111	1676	Nathaniel Zambrano	Lincoln Way North	FR 16:18.7	7:25
154		1454	Logan Harrington	Bbchs	FR 16:18.8	7:25
155		1501	Alan Mendez	Bremen	FR 16:19.5	7:26
156		1698	M Gilmore	Lincoln-Way East	FR 16:19.5	7:26
157	112	1650	Josue Salas	Joliet West High School	FR 16:20.4	7:26
158	113	1651	Ethan Washburn	Joliet West High School	FR 16:22.7	7:27
159	114	1977	Ethan Gaughan	Victor J. Andrew	FR 16:24.3	7:28
160	115	1807	Ej Brotarlo	Plainfield Central	FR 16:24.3	7:28
161	116	1780	Aj Holzman	Oak Forest High School Boys	FR 16:25.7	7:29
162		1840	Jayshaun Pierson	Rich Central High School	FR 16:26.6	7:29
163		1838	Saul Barnes	Rich Central High School	FR 16:27.9	7:30
164	117	1836	Danny Quirke	Providence Catholic High Schoo	FR 16:29.1	7:30
165	118	1981	Corlin Leonard	Victor J. Andrew	FR 16:29.2	7:30
166		1525	Matthew Peloso	Downers Grove South	FR 16:40.7	7:35
167	119	1959	Jonathan Puebla	Thornton Fractional South	FR 16:40.8	7:35
168		1615	Ramiro Morales	Joliet Central	FR 16:41.4	7:36
169		1626	Ramon Rocha	Joliet Central	FR 16:41.5	7:36
170	120	1819	Brenden McGee	Plainfield Central	FR 16:49.5	7:39
171		1719	J Woods	Lincoln-Way East	FR 16:52.7	7:41
172		1705	T McMahan	Lincoln-Way East	FR 16:53.5	7:41
173	121	1558	Jeremiah Smith	Hillcrest	FR 16:56.4	7:42
174		1544	Jorge Lopez	Eisenhower	FR 16:56.5	7:43
175	122	1550	Sam Agoye	Hillcrest	FR 17:03.2	7:46
176	123	1808	Lex Chasteen	Plainfield Central	FR 17:05.5	7:47
177		1712	S Roh	Lincoln-Way East	FR 17:07.7	7:48
178		1809	Chris Cockrell	Plainfield Central	FR 17:14.1	7:51
179		1891	Anthony Amant	Shepard	FR 17:15.6	7:51

Find An Event event or city advanced searchLog In username password Find Race Results first and last name **OnlineRaceResults**Post results for free!
Create a contributor account.

Myrtle Beach SC Marathon

Marathon Dates: March 3-5, 2016. Save When You Register Early!

Joe Mortimer Cross Country Invite - Sophomore Results



Joe Mortimer Cross Country Invitational - 2015

SOPHOMORE BOYS TEAM RESULTS

1. Sandburg High School
5 15 21 29 31 (39)(100) = 101
Nick Gonsch, Robbie Sieczkowski, Xander Furmanek, Ryan Wagner, Patrick Morris, Ryan Duffy, Eric Macak
2. Riverside Brookfield
7 9 13 28 51 (66)(109) = 108
Connor O'Brien, Jack Sagan, Jacob Wardzala, Jason Noel, Ryan Hahn, Devin Compean, Angel Alarcon
3. Downers Grove South
1 17 18 35 54 (63) (95) = 125
Stephen Pipilas, Akhil Ghosh, Marc Alvarez, Rylan Dreyer, Luke Lalonde, Ryan Gage, David Patel
4. Lincoln Way North
14 16 22 33 48 (78) (79) = 133
Jeremiah Stajkowski, Anthony Iozzo, Matt Jung, Ethan Wesner, Samuel Chomiak, Kenny Belavich, Timmothy Magee
5. Stagg High School
4 30 42 47 59 (64) (97) = 182
Jared Tarantino, Kyle Madura, Justin Hobart, Nate Haefflin, Matt Aleck, Arnas Liesis, John Doherty
6. Lockport
3 26 34 68 70 (93) = 201
Cade Musich, Nolan Oneil, Liam Kennedy, Nicholas Sulich, Dylan McCarthy, George Kosmowski
7. Bremen
24 38 45 58 69 (126)(127) = 234
Danny Meza, William Bubby Fuentes, Elijah Trella, Shauhamm Razvi, Musaab Froukh, Naeem Frausto, Diego Ramirez
8. Shepard
25 43 52 53 67 (74)(101) = 240
Brian Hauser, Giovanni Cisneros, Josh McGrath, Matt Stout, Jake Kats, Josh Lagrosa, Matt Randich
9. Lincoln-Way West
2 37 40 71 92 (107)(116) = 242
John Stiglic, Cade Vetor, Kyle Auchstetter, Eugene Tanquilit, Ethan

- Trost, Kyle Pearce, Kaleb Kittle
10. Lincoln-Way East
19 36 44 62 83 (120)(130) = 244
M Troester, K Rodriguez, J Hearne, J Pointon, C Nolasco, E Valdez, M Murray
11. Joliet Central
8 27 60 72 81 (89) (90) = 248
Oscar Tejada, Nick Rios, Michael Vargas, Eric Reynoso, Erick Islas, Randy Tran, Alfonso Rios Camacho
12. Bolingbrook
11 20 80 87 117 (123)(125) = 315
Joshua Beyler, Arij Najeeb, Luis Correa, Manny Deleon, John Kronemann, Joey Roche, Francisco Meija
13. Victor J. Andrew
46 57 61 73 86 (110)(111) = 323
Brian Weber, Eric Ballard, Tim Krafcisin, Kyle Roberts, John Gacgacao, Matt Rodriguez, Joe Waldron
14. Lincoln-Way Central Hs
6 50 76 96 132 = 360
Nate Rittenbacher, Dan Lenz, Sean Dennelly, Vinnie Perillo, Luke Laschober
15. Lemont High School
49 55 75 88 102 (104)(118) = 369
Andrew Deuschle, Gavin Pawell, Owen Ganzer, Luke Debiase, Gunnar Teselle, Thomas Irace, Paul McGrath
16. Homewood-Flossmoor Hs
12 56 85 106 121 (134) = 380
Stewart Keene, Bradley Coen, Max Dunlavy, Devin Winston, Darrius Lee, Andrew Harris
17. Eisenhower
10 23 112 113 137 = 395
Josh English, Nick Chapan, Lemuel Cartman, Gio Montalvo, Demario Duncan
18. Joliet West High School
41 82 84 103 108 (115)(122) = 418
Andrew Limacher, Arturo Cruz, Anthony Sain, Jake Heppner, Nathan Olson, Tony Petrilla, Brett Williams
19. Mount Carmel High School
32 77 91 98 128 (131)(136) = 426
Tommy Jacobs, Isaiah Sepiol, Kyle Koval, Vince Gallapo, Anthony Morales, Luke Ehrenstrom, Zack Pasciak
20. Oak Lawn Community Hs
94 99 105 114 124 (133)(135) = 536
Alec Suarez, Yousef Jaber, Juan Hernandez, Josh Rios, Cole Candos, Javaris Shorter, Alfred Agapito
21. Tinley Park High School
65 119 129 138 139 = 590
John Kennedy, Mike Laib, Lucas D'Antonion, Zander Frye, Christian Johnson

Joe Mortimer Cross Country Invitational - 2015 - Sophomore - Boys

Place	TmPl	No.	Name	School	Gr	Time	Pace
1	1	1526	Stephen Pipilas	Downers Grove South	SO	16:07.3	5:23
2	2	1732	John Stiglic	Lincoln-Way West	FR	16:12.8	5:25
3		1583	Austin Ohm	Illiana Christian H.S.	SO	16:22.3	5:28

St. Charles North Invitational - Varsity Boys

at Leroy Oakes Forest Preserve

October 3, 2015

54 degrees, mostly cloudy
Results by RealTiming Inc.

PLACE	TEAM	POINTS	PLACES OF FINISHERS						AVG. TIME	SPREAD	
1	Carl Sandburg	67	1	2	13	22	29	33	92	15:45.6	1:10.7
2	St. Charles East	76	8	9	11	14	34	52	87	16:03.6	0:25.0
3	Marmion Academy	97	5	6	12	20	54	77	104	16:04.0	0:47.6
4	Naperville Central	159	16	21	30	37	55	100	108	16:18.4	0:27.8
5	Lincoln Way North	184	7	15	24	64	74	75	106	16:20.9	0:57.5
6	Geneva	188	10	36	39	45	58	68	105	16:22.2	0:37.3
7*	Waubonsie Valley	212	31	35	42	43	61	62	63	16:26.9	0:20.4
8*	Jacobs	212	18	27	48	49	70	115	135	16:26.7	0:41.1
9	New Trier	248	26	46	51	60	65	85	112	16:31.7	0:30.7
10	St. Charles North	269	38	40	47	56	88	91	123	16:36.0	0:41.0
11	Batavia	304	23	50	73	76	82	84	89	16:41.5	0:50.1
12	Niles North	320	4	41	59	96	120	136	149	16:38.8	1:58.3
13	Wheat Warrenville So	333	44	53	66	69	101	103	128	16:46.3	0:45.6
14	Prairie Ridge	334	3	32	78	107	114	122	127	16:38.7	2:12.5
15	Bartlett	386	25	71	83	90	117	133	141	16:55.3	1:13.6
16	Metea Valley	451	19	57	119	125	131	132	155	17:04.7	1:28.7
17	Hononegah	476	17	79	116	126	138	139	168	17:11.0	1:41.9
18	Jones College Prep	488	94	95	98	99	102	111	124	17:13.0	0:8.2
19	Benet Academy	555	80	93	118	130	134	144	145	17:23.6	0:44.0
20	Glenbard North	587	67	109	121	140	150	158	160	17:31.0	1:18.5
21	Burlington Central	632	72	110	143	151	156			17:43.1	1:33.1
22	Streamwood	654	28	148	152	162	164	167	171	18:00.6	2:32.1
23	Elk Grove	660	81	113	137	163	166	177		17:58.3	1:50.2
24	Addison Trail	704	86	146	147	153	172	176		18:10.1	2:27.2
25	South Elgin	721	97	129	161	165	169	174	175	18:16.4	1:51.2
26	Lemont	782	142	154	157	159	170	173		18:27.4	1:25.8

TEAM	PLACE	SCORE	FINISHER	TIME	TEAM
	1	1	Sean Torpy, Sr	15:06.7	Carl Sandburg
	2	2	Dylan Jacobs, So	15:08.4	Carl Sandburg
	3	3	Filip Pajak, Jr	15:11.8	Prairie Ridge
	4	4	Martin Barr, Sr	15:31.0	Niles North
	5	5	Michael Ronzone, So	15:46.1	Marmion Academy
	6	6	Andrew Burroughs, Sr	15:48.2	Marmion Academy
	7	7	Noah Healy, Jr	15:53.6	Lincoln Way North
	8	8	Michael Gerkin, Sr	15:55.1	St. Charles East
	9	9	Mark Sciurba, Sr	15:56.0	St. Charles East
	10	10	Tyler Dau, Jr	15:58.0	Geneva
	11	11	Jack Rzepecki, Sr	16:01.0	St. Charles East

12	12	Stephen Zimmer, Jr	16:02.7	Marmion Academy
13	13	Paul Sieczkowski, Sr	16:04.9	Carl Sandburg
14	14	Brett Izzo, Sr	16:06.0	St. Charles East
15	15	Demetri Panici, Sr	16:06.1	Lincoln Way North
16	16	Thomas Chavez, Jr	16:06.6	Naperville Central
17	17	Nick Licari, Sr	16:07.0	Hononegah
18	18	Kyle Ross, Sr	16:07.5	Jacobs
19	19	Ralph Papa, So	16:08.9	Metea Valley
20	20	Andrew Lifka, Jr	16:09.3	Marmion Academy
21	21	Mark Kouchoukos, Sr	16:09.4	Naperville Central
22	22	Alex Szymanski, Jr	16:10.7	Carl Sandburg
23	23	Shea Bastian, Sr	16:10.8	Batavia
24	24	Kyle Bechtold, Sr	16:11.5	Lincoln Way North
25	25	Justin Isla, Sr	16:12.1	Bartlett
26	26	Zach Schreier, Sr	16:12.4	New Trier
27	27	Garrett Brenizer, Jr	16:12.9	Jacobs
28	28	Robert Douglas, Sr	16:15.7	Streamwood
29	29	Patrick Foster, Sr	16:17.4	Carl Sandburg
30	30	John Manos, Sr	16:18.4	Naperville Central
31	31	Riley Blackmore, Sr	16:18.8	Waubonsie Valley
32	32	Michael Ostrow, Jr	16:19.3	Prairie Ridge
33	33	Anthony LiFonti, Sr	16:19.9	Carl Sandburg
34	34	Anthony Zilla, Jr	16:20.0	St. Charles East
35	35	Justin Caton, Sr	16:21.9	Waubonsie Valley
36	36	Boon Andrews, So	16:22.4	Geneva
37	37	Tyler Hampton, Sr	16:23.4	Naperville Central
38	38	Brett Lee, Jr	16:23.9	St. Charles North
39	39	Brian Kuehl, Jr	16:24.8	Geneva
40	40	Michael Boone, Sr	16:25.3	St. Charles North
41	41	Conor Perreault, So	16:25.7	Niles North
42	42	Hadi Ahmed, Fr	16:26.6	Waubonsie Valley
43	43	Christian Freitag, Jr	16:27.9	Waubonsie Valley
44	44	Kyle Thompson, Jr	16:30.0	Wheat Warrenville So
45	45	Josh Rodgers, Fr	16:30.3	Geneva
46	46	Thomas Eberle, Sr	16:31.5	New Trier
47	47	Jose Rangel, Sr	16:31.6	St. Charles North
48	48	James Hennessy, Sr	16:31.9	Jacobs
49	49	Zachary Albrecht, Fr	16:32.6	Jacobs
50	50	Sean Adams, So	16:32.6	Batavia
51	51	Will Taylor, Sr	16:32.9	New Trier
52	52	Jake Beno, Jr	16:33.5	St. Charles East
53	53	Joseph Kratz, Jr	16:33.7	Wheat Warrenville So
54	54	Christian Surtz, Sr	16:33.7	Marmion Academy
55	55	John Laboe, Sr	16:34.4	Naperville Central
56	56	Bo Ruttens, So	16:34.6	St. Charles North
57	57	Michael Varzino, Fr	16:35.2	Metea Valley
58	58	Brian Caskey, Sr	16:35.2	Geneva
59	59	Andrew Mareczko, Sr	16:37.7	Niles North
60	60	Matthew Roge, Jr	16:38.6	New Trier
61	61	Wes York, So	16:39.2	Waubonsie Valley
62	62	Riley Miller, Sr	16:40.0	Waubonsie Valley
63	63	Trevor Bon, Sr	16:41.0	Waubonsie Valley
64	64	Mark Harris, Sr	16:42.2	Lincoln Way North
65	65	Matthew Burke, Jr	16:43.0	New Trier
66	66	Scott Maison, Fr	16:44.1	Wheat Warrenville So
67	67	Noah Baran, Jr	16:46.6	Glenbard North
68	68	Stephen Creger, Sr	16:47.3	Geneva

69	69	Sean Maison, Fr	16:48.1	Wheat Warrenville So
70	70	Austin Albrecht, Sr	16:48.6	Jacobs
71	71	Lucas Isla, Sr	16:49.3	Bartlett
72	72	Nick Harvey, Sr	16:49.4	Burlington Central
73	73	Shane Knanishu, So	16:50.9	Batavia
74	74	Mike Trost, So	16:51.0	Lincoln Way North
75	75	Ryan Belavich, Sr	16:51.1	Lincoln Way North
76	76	Michael Bock, Sr	16:52.2	Batavia
77	77	Jimmy Milder, Jr	16:53.2	Marmion Academy
78	78	David Tulke, Jr	16:57.1	Prairie Ridge
79	79	Nathan Humy, Sr	16:59.9	Hononegah
80	80	Jack Zinsky, Jr	17:00.1	Benet Academy
81	81	Sean Frintner, Sr	17:00.7	Elk Grove
82	82	Keaton Keller, Jr	17:00.8	Batavia
83	83	Matthew Edmier, Sr	17:01.7	Bartlett
84	84	Nolan Evans, So	17:02.0	Batavia
85	85	Ben Rakestraw, Sr	17:02.3	New Trier
86	86	Demetrio Cervantes, Jr	17:02.7	Addison Trail
87	87	Jb Sandlund, Jr	17:03.6	St. Charles East
88	88	Tyler Tomich, Sr	17:04.8	St. Charles North
89	89	Jack Gillerlain, So	17:05.0	Batavia
90	90	Daniel Hayes, Jr	17:08.0	Bartlett
91	91	Luke Sutherland, Jr	17:08.5	St. Charles North
92	92	Tom Marchese, Jr	17:09.1	Carl Sandburg
93	93	Matt Gedraitis, Fr	17:09.1	Benet Academy
94	94	Jeremy Brown, So	17:09.6	Jones College Prep
95	95	Cole Hamilton, Sr	17:10.0	Jones College Prep
96	96	Zach Harris, Jr	17:10.5	Niles North
97	97	Michael Mikhail, Sr	17:13.0	South Elgin
98	98	Christian Reyes, So	17:13.9	Jones College Prep
99	99	Sylas Cooper, So	17:13.9	Jones College Prep
100	100	Josh Toby, Sr	17:15.5	Naperville Central
101	101	Matthew Moore, Jr	17:15.6	Wheat Warrenville So
102	102	Matthew Byun, Sr	17:17.8	Jones College Prep
103	103	Sean Foley, So	17:18.4	Wheat Warrenville So
104	104	Daniel Heineman, Sr	17:19.7	Marmion Academy
105	105	Julian Desens, Sr	17:20.5	Geneva
106	106	David Nino, Jr	17:20.6	Lincoln Way North
107	107	Austin Nobbe, Sr	17:20.8	Prairie Ridge
108	108	Will Cornish, Jr	17:21.1	Naperville Central
109	109	Tom Beckler, Jr	17:21.1	Glenbard North
110	110	Benjamin Tate Henrikson, Jr	17:21.7	Burlington Central
111	111	Eric Wong, Jr	17:22.6	Jones College Prep
112	112	Jeremy Glickman, Sr	17:22.6	New Trier
113	113	Michael Banasik, Sr	17:24.2	Elk Grove
114	114	Tyler Figgins, Sr	17:24.3	Prairie Ridge
115	115	Jacob Melgosa, So	17:24.9	Jacobs
116	116	Collyn Bresser, Jr	17:25.5	Hononegah
117	117	Matthew Brown, Sr	17:25.6	Bartlett
118	118	Luke Sammons, Sr	17:27.6	Benet Academy
119	119	Benjamin Piotrowski, Jr	17:28.1	Metea Valley
120	120	Russell Reyes, Sr	17:29.3	Niles North
121	121	Mike Aguilar, Sr	17:29.6	Glenbard North
122	122	Brian Dorn, Jr	17:29.6	Prairie Ridge
123	123	Tyler Cabrera, Sr	17:30.1	St. Charles North
124	124	Daniel Garcia-Rico, Jr	17:32.5	Jones College Prep

125	125	Charles Schafer, So	17:33.5	Metea Valley
126	126	Ben Welte, Jr	17:33.8	Hononegah
127	127	Kevin Gilbert, So	17:34.0	Prairie Ridge
128	128	Jeremy Ambrosio, Sr	17:34.5	Wheat Warrenville So
129	129	Jacob Harris, Jr	17:37.1	South Elgin
130	130	Patrick Engels, Jr	17:37.4	Benet Academy
131	131	Rushi Patel, Sr	17:37.6	Metea Valley
132	132	Rowan Quirk, Jr	17:38.0	Metea Valley
133	133	Nicholas Cotton, Jr	17:43.2	Bartlett
134	134	Danny Freeman, So	17:44.0	Benet Academy
135	135	Jackson Gehr, So	17:45.3	Jacobs
136	136	Jay Patel, Jr	17:45.8	Niles North
137	137	Quentin Lange, Jr	17:48.3	Elk Grove
138	138	Aaron Leppert, Jr	17:48.9	Hononegah
139	139	Kyle Edwards, Jr	17:50.7	Hononegah
140	140	Tom Savegnago, Sr	17:52.9	Glenbard North
141	141	Anthony Nicolini, Jr	17:53.4	Bartlett
142	142	Andrew Deuschle, Fr	17:54.5	Lemont
143	143	Zachary Lorenz, Sr	17:55.1	Burlington Central
144	144	James Austgen, So	17:56.2	Benet Academy
145	145	Michael McGerty, Sr	18:01.5	Benet Academy
146	146	Nick Czorniak, So	18:02.3	Addison Trail
147	147	Julio Cervantes, Jr	18:02.9	Addison Trail
148	148	Dylan Munoz, Jr	18:03.7	Streamwood
149	149	Brandon Nguyen, Jr	18:03.9	Niles North
150	150	Mike Duffy, Jr	18:05.0	Glenbard North
151	151	Mitchell Roedel, Jr	18:07.0	Burlington Central
152	152	Jarod Adaya, Sr	18:11.1	Streamwood
153	153	Danny Bueno, So	18:12.6	Addison Trail
154	154	Chris Konicki, Sr	18:13.7	Lemont
155	155	Riley Carlson, Jr	18:14.7	Metea Valley
156	156	Cliff Musial, Jr	18:22.4	Burlington Central
157	157	Gavin Pawell, Fr	18:22.8	Lemont
158	158	Kevin Push, Sr	18:22.9	Glenbard North
159	159	Adam Scribano, Jr	18:25.7	Lemont
160	160	Frank Hayden, Jr	18:35.1	Glenbard North
161	161	Jackson Mainellis, Jr	18:40.2	South Elgin
162	162	Fernando Viveros, So	18:44.7	Streamwood
163	163	Patrick Merrill, Jr	18:47.5	Elk Grove
164	164	Juan Payne, Sr	18:47.8	Streamwood
165	165	Brad Kmiec, Jr	18:47.9	South Elgin
166	166	Campbell Kraemer, Sr	18:50.8	Elk Grove
167	167	Isaac Rodriguez, Jr	18:55.8	Streamwood
168	168	Chris Cornieux, Jr	19:03.3	Hononegah
169	169	Max Arnold, Sr	19:04.1	South Elgin
170	170	Owen Ganzer, So	19:20.3	Lemont
171	171	Marcos Villarreal, Fr	19:21.1	Streamwood
172	172	David Reyes, So	19:29.9	Addison Trail
173	173	Matt Freese, So	19:43.5	Lemont
174	174	Erik Benson, Sr	19:48.4	South Elgin
175	175	Owen Vajarsky, Jr	20:00.1	South Elgin
176	176	Jonathan Loi, Jr	20:02.0	Addison Trail
177	177	Brendan Winkler, Sr	20:50.2	Elk Grove

Peoria High (Test)

Overall Results

October 03, 2015

River City Race Management, LLC. [River City Race Management](#)

Boys 3A

Rank	Name	Team	Bib No.	Gender	Split	Time	Split	Time	Split	Time	Split	Time
1	Keagan Smith	Huntley HS	865	M	2	4:48.3	2	4:50.5	9	4:47.8		14:26.7
2	Max Lehnhardt	Sandburg HS	1158	M	3	4:48.5	1	4:47.5	18	5:01.2	0:10.5	14:37.7
3	Vince Zona	Lyons Township	895	M	8	4:49.1			191	9:48.1	0:10.5	14:37.7
4	Chris Torpy	Sandburg HS	1162	M	5	4:48.8	4	4:52.9	16	5:00.6	0:15.6	14:42.9
5	Tom Brennan	Sandburg HS	1154	M	4	4:48.7	8	4:56.0	14	5:00.2	0:18.3	14:45.0
6	Martin Skucas	Sandburg HS	1161	M	7	4:49.1	12	4:57.5	17	5:01.0	0:21.0	14:47.7
7	Danny Kilrea	Lyons Township	889	M	9	4:49.2	3	4:52.8	26	5:05.7	0:21.1	14:47.8
8	Seth Conroy	Huntley HS	858	M	15	4:55.8	15	4:58.0	10	4:54.8	0:22.0	14:48.7
9	Dan Laskero	Sandburg HS	1157	M	1	4:48.2	5	4:54.7	33	5:08.4	0:24.6	14:51.9
10	Jon Prus	Crystal Lake South	725	M	13	4:55.6	23	4:58.7	12	4:59.4	0:27.1	14:53.8
11	Brandon Lukas	Sandburg HS	1159	M	6	4:48.9	16	4:58.0	29	5:07.1	0:27.5	14:54.2
12	Connor Madell	Lyons Township	891	M	12	4:49.4	183	9:32.6	4	0:32.2	0:27.6	14:54.9
13	Kyle Riege	East Moline (United Township)	750	M	16	4:56.0	17	4:58.3	15	5:00.4	0:28.2	14:54.9
14	Alex Ratkovich	Cary-Grove	674	M	14	4:55.7	18	4:58.4	20	5:03.3	0:30.7	14:57.4
15	Jake McEaney	Neuqua Valley HS	1000	M	29	5:01.5	13	4:57.6	11	4:58.9	0:31.5	14:58.7
16	Torrain Haughton	Maine East HS	906	M	10	4:49.3	24	4:59.4	39	5:09.8	0:31.9	14:58.8
17	Matt Begeman	Lyons Township	886	M	18	4:57.5	7	4:55.8	36	5:09.1	0:35.8	15:02.9
18	Mike Grocholski	Huntley HS	859	M	17	4:57.5	19	4:58.4	28	5:06.7	0:35.9	15:02.9
19	Dominic Dina	Neuqua Valley HS	994	M	30	5:01.7	14	4:57.9	19	5:03.2	0:36.3	15:03.0
20	Austin Kinne	Neuqua Valley HS	998	M	26	5:01.1	22	4:58.5	24	5:05.5	0:38.4	15:05.1
21	Zach Kinne	Neuqua Valley HS	999	M	27	5:01.2	21	4:58.5	23	5:05.4	0:38.5	15:05.2
22	Daniel Winek	Neuqua Valley HS	1002	M	32	5:01.8	20	4:58.4	34	5:08.4	0:42.0	15:08.7
23	Bryan Gamboa	Hoffman Estates HS	847	M	22	4:58.8			192	10:11.4	0:43.5	15:10.7
24	Shiv Patel	Hoffman Estates HS	853	M	20	4:58.2	26	5:01.9	42	5:10.4	0:43.8	15:10.9
25	Nate Whitfield	Glenbrook North	825	M			187	10:05.0	27	5:06.0	0:44.4	15:11.7
26	Jack Worman	Hoffman Estates HS	855	M	37	5:03.4	184	9:35.4	5	0:32.4	0:44.6	15:11.9
27	David Gleisner	Sandburg HS	1155	M	11	4:49.3	34	5:06.7	50	5:16.1	0:45.4	15:12.7
28	Alex Pall	Lyons Township	893	M	19	4:58.0	38	5:08.5	38	5:09.5	0:49.4	15:16.7
29	David Galvan	East Aurora HS	739	M	41	5:04.8	25	5:00.0	43	5:12.3	0:50.6	15:17.9
30	Jackson Jett	Neuqua Valley HS	997	M	31	5:01.7	30	5:05.1	44	5:12.3	0:52.5	15:19.2
31	Matt Cozine	Prospect HS	1092	M	115	5:22.8	10	4:56.6	13	5:00.1	0:52.9	15:19.6
32	Will O'Keefe	Granite City HS	841	M	34	5:02.9	41	5:08.9	31	5:08.1	0:53.3	15:20.0
33	Matt Hoffman	Wheeling	1215	M	65	5:09.3	31	5:05.9	22	5:05.2	0:53.9	15:20.6
34	Jackson Bode	York Community HS	1223	M	43	5:05.0	32	5:06.2	37	5:09.3	0:53.9	15:20.6
35	Justin Loquercio	Wheeling	1217	M	23	4:59.1	11	4:56.9	82	5:25.2	0:54.6	15:21.9

36	Karson LeComte	Prospect HS	1096	M	116	5:22.9	6	4:55.6	21	5:03.5	0:55.4	15:22.1
37	Patrick Wolak	Neuqua Valley HS	1003	M	28	5:01.4	27	5:01.9	63	5:19.1	0:55.9	15:22.6
38	Sean Sanaghan	Prospect HS	1099	M	114	5:22.7	9	4:56.3	25	5:05.5	0:57.9	15:24.6
39	Alex Makrounis	Hoffman Estates HS	850	M	36	5:03.1	36	5:07.0	51	5:16.1	0:59.6	15:26.3
40	Elliot Nabatov	Wheeling	1220	M	44	5:05.1	39	5:08.8	45	5:12.7	1:00.1	15:26.8
41	Jason Golden	Glenbrook North	817	M	49	5:06.3	49	5:13.3	30	5:07.6	1:00.5	15:27.3
42	Mario Scarcelli	Joliet West HS	874	M	51	5:06.8	185	9:47.2	6	0:33.6	1:01.0	15:27.7
43	Alec Sanchez	Glenbrook South	830	M	79	5:13.0	35	5:06.8	32	5:08.3	1:01.4	15:28.1
44	Roland VanTassel	Lyons Township	894	M	24	4:59.3	44	5:10.3	59	5:18.6	1:01.6	15:28.3
45	Brian Gichuru	Belleville West	624	M	35	5:03.0	40	5:08.9	52	5:16.6	1:01.8	15:28.5
46	Uly Hagedorn	Mundelein H.S.	988	M	21	4:58.6	37	5:07.7	77	5:24.5	1:04.2	15:30.9
47	Tim Stevenson	York Community HS	1231	M	55	5:07.6	42	5:09.0	47	5:14.6	1:04.6	15:31.3
48	Jordan Theriault	Glenbrook South	833	M	48	5:06.2	43	5:09.8	55	5:17.2	1:06.5	15:33.3
49	Tim McCarthy	Lyons Township	892	M	33	5:02.7	52	5:14.6	56	5:17.3	1:07.9	15:34.6
50	Kelly Crombie	Benet Academy	631	M	39	5:04.0	45	5:11.3	65	5:20.0	1:08.7	15:35.4

51	Jack Whetstone	Glenbrook South	834	M	53	5:07.3	46	5:11.4	54	5:17.0	1:09.0	15:35.7
52	Jack O'Donnell	Prospect HS	1097	M	117	5:23.1	28	5:02.3	41	5:10.3	1:09.1	15:35.8
53	Nathan Otto	Hoffman Estates HS	851	M	54	5:07.5	47	5:11.6	61	5:18.8	1:11.1	15:37.9
54	Jack Terry	Prospect HS	1100	M	118	5:23.3	33	5:06.6	35	5:08.7	1:12.0	15:38.7
55	Max Crowninshield	Prospect HS	1093	M	128	5:25.5	29	5:03.8	40	5:09.9	1:12.6	15:39.3
56	Will Engels	Benet Academy	632	M	40	5:04.1	59	5:16.4	62	5:18.9	1:12.7	15:39.4
57	Arie Macias	Alton High	607	M	52	5:07.2	48	5:12.6	64	5:19.6	1:12.8	15:39.5
58	Charith Wickrema	Glenbrook South	835	M	59	5:08.1	50	5:13.3	60	5:18.7	1:13.5	15:40.2
59	Tommy Melone	Crystal Lake South	724	M	25	5:00.7	65	5:17.8	69	5:22.2	1:14.1	15:40.8
60	Dalton Martin	East Moline (United Township)	749	M	68	5:10.2	186	9:59.9	3	0:30.9	1:14.4	15:41.1
61	Ryan Foster	Crystal Lake South	721	M	72	5:11.2	57	5:16.0	46	5:14.3	1:14.9	15:41.6
62	Justin Verlinden	East Moline (United Township)	753	M	70	5:10.3	61	5:17.1	53	5:16.8	1:17.7	15:44.4
63	Matt Jortberg	Glenbrook South	827	M	80	5:13.0	55	5:15.8	48	5:15.8	1:18.0	15:44.7
64	Andrew O'Keefe	Granite City HS	840	M	83	5:13.2	51	5:14.1	57	5:17.7	1:18.4	15:45.1
65	Creighton Wolff	York Community HS	1232	M	56	5:07.9	58	5:16.1	67	5:21.3	1:18.7	15:45.4
66	Frankie Romano	Edwardsville	773	M	77	5:12.9	62	5:17.1	49	5:15.8	1:19.2	15:45.9
67	Dylan Deardurff	Joliet West HS	868	M	45	5:05.3	70	5:18.7	78	5:24.7	1:22.1	15:48.3
68	Joey Ozzauto	Huntley HS	863	M	62	5:08.4	63	5:17.5	72	5:23.3	1:22.6	15:49.3
69	Sergio Hernandez	Joliet West HS	870	M	81	5:13.1	53	5:14.7	68	5:21.7	1:23.0	15:49.7
70	Tommy Williams	Cary-Grove	680	M	57	5:08.0	60	5:17.1	79	5:24.9	1:23.3	15:50.0
71	Michael Parduhn	Mundelein H.S.	990	M	50	5:06.3	74	5:20.2	74	5:23.9	1:23.8	15:50.5
72	Alex Olar	Pekin Community HS	1039	M	100	5:17.1	54	5:15.6	58	5:18.0	1:24.0	15:50.7
73	Tanner Heiple	Pekin Community HS	1037	M	66	5:09.4	68	5:18.5	71	5:23.1	1:24.4	15:51.1
74	Joe Swiech	Wheeling	1222	M	91	5:14.9	56	5:15.9	66	5:20.9	1:25.0	15:51.7
75	Ricardo Del Toro	East Aurora HS	738	M	42	5:04.9	72	5:19.2	87	5:28.2	1:25.7	15:52.4

76	Dario Carillo	Mundelein H.S.	985	M	47	5:05.9	83	5:24.3	70	5:22.6	1:26.2	15:52.9
77	Carson McCormick	Normal Community HS	1009	M	38	5:03.8	64	5:17.5	95	5:31.8	1:26.5	15:53.7
78	John Gerardi	Rolling Meadows H.S.	1135	M	75	5:12.4	188	10:12.1	2	0:30.2	1:28.0	15:54.7
79	Roland Prenzler	Edwardsville	771	M	82	5:13.2	67	5:18.1	75	5:23.9	1:28.6	15:55.3
80	Jordan VanBarriger	Rockford East	1131	M	46	5:05.7	78	5:20.9	90	5:28.9	1:28.9	15:55.6
81	Mitchell Alberts	Mundelein H.S.	984	M	84	5:13.4	69	5:18.6	73	5:23.5	1:28.9	15:55.7

82	Jadon Conroy	Huntley HS	857	M	60	5:08.1	76	5:20.7	86	5:27.5	1:29.7	15:56.4
83	Ryan Greenwalt	Hoffman Estates HS	848	M	67	5:10.0	189	10:12.8	7	0:35.1	1:31.3	15:58.0
84	Matt Kowalczyk	Benet Academy	634	M	64	5:08.9	80	5:23.0	89	5:28.4	1:33.7	16:00.4
85	Jack Adams	Cary-Grove	671	M	58	5:08.0	73	5:19.4	104	5:33.2	1:33.9	16:00.6
86	Dominick Castanoli	York Community HS	1224	M	73	5:11.3	75	5:20.5	98	5:32.3	1:37.5	16:04.7
87	Alex Sepeczi	Cary-Grove	676	M	108	5:19.5	66	5:17.9	84	5:26.8	1:37.6	16:04.9
88	Matt Kapolnek	Huntley HS	861	M	61	5:08.4	77	5:20.7	112	5:35.7	1:38.1	16:04.8
89	Sawyer Swearingen	East Moline (United Township)	752	M	71	5:10.5	71	5:19.1	121	5:37.1	1:40.1	16:06.8
90	Doug Cain	Crystal Lake South	720	M	87	5:14.4	101	5:28.6	81	5:25.1	1:41.5	16:08.7
91	Dan Powell	Edwardsville	770	M	90	5:14.7	86	5:24.8	91	5:29.0	1:41.9	16:08.6
92	Kyle Adams	Cary-Grove	672	M	69	5:10.2	85	5:24.8	108	5:34.5	1:42.9	16:09.6
93	Miguel Gonzalez	East Aurora HS	740	M	98	5:16.9	94	5:27.0	85	5:26.8	1:44.1	16:10.8
94	Matt Petersen	Hoffman Estates HS	854	M	63	5:08.7	88	5:25.8	118	5:36.4	1:44.3	16:11.0
95	Joe Hume	Rolling Meadows H.S.	1138	M	76	5:12.7	81	5:23.9	107	5:34.5	1:44.5	16:11.7
96	Jabob Wright	East Moline (United Township)	755	M	106	5:19.3	92	5:26.8	88	5:28.2	1:47.6	16:14.9
97	Ruben Nino	East Aurora HS	742	M	99	5:16.9	93	5:26.9	92	5:30.6	1:47.7	16:14.4
98	Derek Warren	Cary-Grove	679	M	93	5:15.7	90	5:26.0	100	5:32.6	1:47.7	16:14.4
99	Jose Alvarado	East Aurora HS	737	M	92	5:14.9	82	5:24.2	114	5:36.1	1:48.6	16:15.9
100	Michael Aki	Glenbrook South	826	M	102	5:18.2	89	5:25.9	94	5:31.2	1:48.7	16:15.4

101	Gio Morales	East Aurora HS	741	M	105	5:19.0	84	5:24.7	103	5:33.1	1:50.1	16:16.8
102	Max Hartmann	Edwardsville	768	M	96	5:16.6	105	5:29.5	96	5:31.9	1:51.3	16:18.7
103	Mark Morgan	York Community HS	1230	M	138	5:27.2	97	5:27.3	80	5:25.1	1:52.9	16:19.0
104	Alex Hanskat	Glenbrook North	818	M					196	16:20.4	1:53.7	16:20.4
105	CJ Miller	Rolling Meadows H.S.	1140	M	125	5:24.4	109	5:30.1	83	5:26.1	1:54.1	16:20.8
106	Nick Stanek	Glenbrook South	832	M	103	5:18.5	87	5:25.8	120	5:37.0	1:54.7	16:21.4
107	Zach Kowalczyk	Benet Academy	635	M	95	5:16.5	102	5:28.7	116	5:36.3	1:54.9	16:21.6
108	Robert St. Clair	Mundelein H.S.	993	M	78	5:12.9	107	5:29.6	124	5:39.5	1:55.3	16:22.0
109	Alec Heyde	Prospect HS	1095	M	139	5:27.5	79	5:22.2	102	5:33.0	1:56.0	16:22.7
110	Rafael Hernandez	Joliet West HS	869	M	119	5:23.4	91	5:26.1	110	5:35.2	1:58.1	16:24.8
111	Miles Foydl	Crystal Lake South	723	M	104	5:18.7			194	11:08.0	2:00.1	16:26.8
112	Sam McCormick	Edwardsville	769	M	101	5:18.1	100	5:28.0	127	5:40.7	2:00.2	16:26.9
113	Noah Friske	Rockford East	1126	M	85	5:13.6	96	5:27.2	139	5:46.5	2:00.6	16:27.9
114	Jacob Myers	Normal Community HS	1010	M	129	5:25.8	106	5:29.5	97	5:32.2	2:00.9	16:27.6
115	Michael Ocasek	Glenbrook North	820	M	153	5:30.0	118	5:33.6	76	5:24.0	2:01.0	16:27.7
116	Dana Sullivan	Glenbrook North	823	M	142	5:28.3	95	5:27.0	99	5:32.4	2:01.1	16:27.8
117	Alex Foydl	Crystal Lake South	722	M	111	5:21.8	122	5:35.8	93	5:31.0	2:02.0	16:28.7
118	Amani Franklin	Belleville East HS	611	M	86	5:13.9	119	5:34.7	126	5:40.4	2:02.4	16:29.7
119	Connor O'Keefe	Benet Academy	637	M	120	5:23.6	104	5:29.5	113	5:36.0	2:02.5	16:29.9
120	Lewis Monaxious	Wheeling	1218	M	126	5:24.6			193	11:05.2	2:03.2	16:29.9
121	Dan Honquest	York Community HS	1229	M	135	5:26.8	99	5:27.8	111	5:35.7	2:03.7	16:30.4
122	Abraham Vega	East Aurora HS	745	M	136	5:26.8	98	5:27.4	117	5:36.4	2:04.0	16:30.7
123	Luke Raffaele	Edwardsville	772	M	122	5:23.8	117	5:33.5	106	5:33.5	2:04.2	16:30.9
124	Joseph Kraus	Belleville East HS	615	M	133	5:26.5	112	5:32.4	101	5:33.0	2:05.2	16:31.9
125	Leo Nikonowicz	Granite City HS	839	M	132	5:26.1	113	5:32.5	105	5:33.3	2:05.3	16:32.0

126	Eddie Lennon	Rolling Meadows H.S.	1139	M	127	5:25.3	108	5:29.8	125	5:39.7	2:08.1	16:34.9
127	Jack Warnecke	Cary-Grove	678	M					197	16:35.7	2:08.9	16:35.7

Peoria High (Test) Boys 3A

128	Ariel Lopez	Joliet West HS	871	M	130	5:25.8	116	5:33.4	119	5:36.6	2:09.2	16:36.0
129	Matt Fleshood	York Community HS	1226	M	131	5:26.0	114	5:32.5	122	5:37.5	2:09.4	16:36.0
130	Nate Robben	Belleville West	629	M	156	5:30.3	111	5:30.8	109	5:35.1	2:09.5	16:36.0
131	Michael Welsh	Benet Academy	639	M	110	5:20.4	110	5:30.3	141	5:47.5	2:11.6	16:38.0
132	James Liu	Maine East HS	910	M	107	5:19.3	123	5:36.3	134	5:44.7	2:13.6	16:40.0
133	Michael Lee	Glenbrook North	819	M	143	5:28.4	103	5:29.3	130	5:43.2	2:14.3	16:41.0
134	Jalil Gay	Rock Island	1119	M	94	5:16.0	127	5:38.4	142	5:47.6	2:15.3	16:42.0
135	Jacob Schonethal	Edwardsville	774	M	121	5:23.7	115	5:33.4	137	5:46.0	2:16.5	16:43.0
136	Zach Hollman	Huntley HS	860	M	74	5:12.2	120	5:34.8	168	5:57.1	2:17.4	16:44.0
137	Hunter Cason	Belleville West	622	M	109	5:20.3	121	5:35.3	145	5:48.4	2:17.4	16:44.0
138	Kaleb Carlson	Mundelein H.S.	986	M	88	5:14.6	124	5:37.8	158	5:53.0	2:18.7	16:45.0
139	Andrew Wolfe	Pekin Community HS	1043	M	157	5:30.4	130	5:39.4	115	5:36.3	2:19.5	16:46.0
140	Jeremy Sikes	Joliet West HS	875	M	147	5:28.8	129	5:38.9	123	5:38.4	2:19.5	16:46.0
141	Robbie Lawrence	Pekin Community HS	1038	M	144	5:28.5	126	5:38.2	129	5:42.2	2:22.2	16:49.0
142	Alex Davis	Alton High	602	M	113	5:22.4	125	5:38.0	149	5:49.2	2:23.0	16:49.0
143	Anthony Gonzalez	Wheeling	1214	M	141	5:27.7	128	5:38.8	133	5:43.9	2:23.8	16:50.0
144	Alex Harness	East Moline (United Township)	748	M	155	5:30.2	136	5:42.4	128	5:41.1	2:27.0	16:53.0
145	Adrian Figueroa	Wheeling	1213	M	124	5:24.3	131	5:39.7	152	5:50.6	2:27.9	16:54.0
146	Dillon Butler	Normal Community HS	1004	M	97	5:16.8	192	39:05.7			2:29.4	16:56.0
147	Jackson Howell	Belleville East HS	613	M	150	5:29.7	137	5:42.5	135	5:44.9	2:30.5	16:57.0
148	Jacob Anderson	Crystal Lake South	717	M	112	5:21.9	132	5:40.0	164	5:55.5	2:30.8	16:57.0
149	Riley McIntyre	Plainfield Central	1069	M	160	5:30.9	134	5:41.7	136	5:45.6	2:31.6	16:58.0
150	Quinten Titchenal	Belleville East HS	619	M	166	5:33.0	135	5:42.2	131	5:43.3	2:31.9	16:58.0

Rank	Name	Team	Bib No	Gender	Rank	Time	Rank	Time	Rank	Time	Rank	Time
151	Kyle Cockrell	Plainfield Central	1064	M	177	5:36.7	190	10:53.7	1	0:28.3	2:32.2	16:58.0
152	Paul Berge	Rockford East	1125	M	162	5:31.8	133	5:41.4	144	5:48.2	2:34.8	17:01.0
153	Ben Keneth	Plainfield Central	1068	M	171	5:35.2	140	5:43.4	132	5:43.4	2:35.4	17:02.0
154	Royce Piscitello	Rolling Meadows H.S.	1141	M	151	5:29.8	142	5:44.5	151	5:50.5	2:38.2	17:04.0
155	Chris Cooper	Rock Island	1116	M	123	5:24.0	138	5:42.8	170	5:58.9	2:39.0	17:05.0
156	Brendan Brady	Rolling Meadows H.S.	1134	M	146	5:28.7	144	5:45.5	155	5:51.7	2:39.3	17:06.0
157	Jake Roustio	Granite City HS	842	M	137	5:27.1	139	5:43.0	165	5:55.8	2:39.3	17:06.0
158	Nathan Hossley	Normal Community HS	1005	M	148	5:29.3	148	5:49.2	143	5:47.9	2:39.8	17:06.0
159	Colton DeSmet	Rock Island	1117	M	161	5:31.0	145	5:47.7	153	5:50.8	2:42.9	17:09.0
160	Cameron Green	Rock Island	1121	M	159	5:30.8	146	5:47.9	154	5:50.9	2:43.0	17:09.0
161	Dillon Vaupel	Belleville East HS	620	M	165	5:33.0	143	5:45.4	159	5:53.3	2:45.0	17:11.0
162	Elly Jdaidany	Maine East HS	908	M	179	5:37.7	147	5:49.0	138	5:46.3	2:46.4	17:13.0
163	Alex Stahl	Rockford East	1130	M	173	5:35.8	155	5:51.0	140	5:47.1	2:47.2	17:13.0
164	Alan Guzman	Rockford East	1127	M	172	5:35.3	151	5:50.0	147	5:49.0	2:47.7	17:14.0
165	John Mazza	Normal Community HS	1008	M	134	5:26.6	141	5:44.3	174	6:03.8	2:48.1	17:14.0
166	Terrell Robinson	Rock Island	1122	M	149	5:29.5	156	5:52.3	161	5:54.4	2:49.5	17:16.0
167	Jett Durr	Alton High	603	M	188	5:42.2	149	5:49.9	146	5:48.6	2:54.2	17:20.0
168	Felix Benitz	Maine East HS	904	M	182	5:39.9	154	5:50.3	156	5:52.0	2:55.6	17:22.0
169	Connor Towne	Benet Academy	638	M	163	5:31.9	169	5:56.8	163	5:55.4	2:57.4	17:24.0
170	Nick Northway	Alton High	1233	M	176	5:36.6	168	5:56.7	157	5:52.9	2:59.5	17:26.0
171	Jeremy Vogel	Pekin Community HS	1042	M	154	5:30.0	150	5:49.9	180	6:06.4	2:59.7	17:26.0
172	Kelvin Cummings	Alton High	601	M	185	5:41.7	167	5:56.1	148	5:49.2	3:00.4	17:27.0
173	Jimmy Reed	Belleville West	626	M	181	5:39.5	171	5:57.7	150	5:50.5	3:01.0	17:27.0
174	Isreal Renteria	Belleville West	627	M	158	5:30.8	153	5:50.3	182	6:08.6	3:03.1	17:29.0
175	Nick Calderon	Joliet West HS	866	M	169	5:33.7	157	5:52.6	175	6:04.2	3:03.9	17:30.0

PHS Rosters

October 03, 2015

River City Race Management, LLC. River City Race Management

Final Team Results - Boys

Boys 3A

Team - Sandburg HS

Finish Position - 1

Team Score (places): 26

**Team Score (times):
1:13:43.81**

Ave Time:14:44.76

	<u>Bib No</u>	<u>Name</u>	<u>YEAR</u>	<u>O'All Place</u>	<u>Cum Place</u>	<u>Time</u>	<u>Cum Time</u>	<u>Time Back</u>
1	1158	Max Lehnhardt	SR	2	2	14:37.28	14:37.28	0:00.00
2	1162	Chris Torpy	SR	4	6	14:42.36	29:19.64	0:05.08
3	1154	Tom Brennan	SR	5	11	14:45.06	44:04.70	0:07.78
4	1161	Martin Skucas	JR	6	17	14:47.72	58:52.42	0:10.44
5	1157	Dan Laskero	SR	9	26	14:51.39	1:13:43.81	0:14.11
6	1159	Brandon Lukas	SR	(11)	(37)	14:54.23	1:28:38.04	0:16.95
7	1155	David Gleisner	SR	(27)	(64)	15:12.19	1:43:50.23	0:34.91

Team - Lyons Township

Finish Position - 2

Team Score (places): 67

**Team Score (times):
1:14:38.15**

Ave Time:14:55.63

	<u>Bib No</u>	<u>Name</u>	<u>YEAR</u>	<u>O'All Place</u>	<u>Cum Place</u>	<u>Time</u>	<u>Cum Time</u>	<u>Time Back</u>
1	895	Vince Zona	JR	3	3	14:37.30	14:37.30	0:00.00
2	889	Danny Kilrea	SO	7	10	14:47.83	29:25.13	0:10.53
3	891	Connor Madell	SR	12	22	14:54.31	44:19.44	0:17.01
4	886	Matt Begeman	SR	17	39	15:02.51	59:21.95	0:25.21
5	893	Alex Pall	JR	28	67	15:16.20	1:14:38.15	0:38.90
6	894	Roland VanTassel	JR	(44)	(111)	15:28.33	1:30:06.48	0:51.03
7	892	Tim McCarthy	SR	(49)	(160)	15:34.66	1:45:41.14	0:57.36

Team - Neuqua Valley HS

Finish Position - 3

Team Score (places): 97**Team Score (times):
1:15:20.39****Ave Time:15:04.08**

<u>Bib No</u>	<u>Name</u>	<u>YEAR</u>	<u>O'All Place</u>	<u>Cum Place</u>	<u>Time</u>	<u>Cum Time</u>	<u>Time Back</u>
1	1000 Jake McEaney	JR	15	15	14:58.22	14:58.22	0:00.00
2	994 Dominic Dina	SR	19	34	15:03.02	30:01.24	0:04.80
3	998 Austin Kinne	SR	20	54	15:05.16	45:06.40	0:06.94
4	999 Zach Kinne	FR	21	75	15:05.24	1:00:11.64	0:07.02
5	1002 Daniel Winek	SO	22	97	15:08.75	1:15:20.39	0:10.53
6	997 Jackson Jett	JR	(30)	(127)	15:19.29	1:30:39.68	0:21.07
7	1003 Patrick Wolak	SR	(37)	(164)	15:22.61	1:46:02.29	0:24.39

Team - Hoffman Estates HS**Finish Position - 4****Team Score (places): 165****Team Score (times):
1:16:36.44****Ave Time:15:19.29**

<u>Bib No</u>	<u>Name</u>	<u>YEAR</u>	<u>O'All Place</u>	<u>Cum Place</u>	<u>Time</u>	<u>Cum Time</u>	<u>Time Back</u>
1	847 Bryan Gamboa	SR	23	23	15:10.28	15:10.28	0:00.00
2	853 Shiv Patel	SR	24	47	15:10.57	30:20.85	0:00.29
3	855 Jack Worman	JR	26	73	15:11.31	45:32.16	0:01.03
4	850 Alex Makrounis	JR	39	112	15:26.38	1:00:58.54	0:16.10
5	851 Nathan Otto	SR	53	165	15:37.90	1:16:36.44	0:27.62
6	848 Ryan Greenwalt	JR	(83)	(248)	15:58.05	1:32:34.49	0:47.77
7	854 Matt Petersen	SR	(94)	(342)	16:11.07	1:48:45.56	1:00.79

Team - Huntley HS**Finish Position - 5****Team Score (places): 177****Team Score (times):
1:16:03.97****Ave Time:15:12.79**

<u>Bib No</u>	<u>Name</u>	<u>YEAR</u>	<u>O'All Place</u>	<u>Cum Place</u>	<u>Time</u>	<u>Cum Time</u>	<u>Time Back</u>
1	865 Keagan Smith	SR	1	1	14:26.71	14:26.71	0:00.00
2	858 Seth Conroy	SR	8	9	14:48.78	29:15.49	0:22.07
3	859 Mike Grocholski	SR	18	27	15:02.68	44:18.17	0:35.97
4	863 Joey Ozzauto	SO	68	95	15:49.35	1:00:07.52	1:22.64
5	857 Jadon Conroy	FR	82	177	15:56.45	1:16:03.97	1:29.74
6	861 Matt Kapolnek	JR	(88)	(265)	16:04.86	1:32:08.83	1:38.15
7	860 Zach Hollman	SR	(136)	(401)	16:44.16	1:48:52.99	2:17.45

Team - Prospect HS**Finish Position - 6****Team Score (times):**

Team Score (places): 211 1:17:21.01**Ave Time:15:28.20**

<u>Bib No</u>	<u>Name</u>	<u>YEAR</u>	<u>O'All Place</u>	<u>Cum Place</u>	<u>Time</u>	<u>Cum Time</u>	<u>Time Back</u>
1	1092 Matt Cozine	SR	31	31	15:19.67	15:19.67	0:00.00
2	1096 Karson LeComte	SR	36	67	15:22.11	30:41.78	0:02.44
3	1099 Sean Sanaghan	JR	38	105	15:24.65	46:06.43	0:04.98
4	1097 Jack O'Donnell	JR	52	157	15:35.86	1:01:42.29	0:16.19
5	1100 Jack Terry	SO	54	211	15:38.72	1:17:21.01	0:19.05
6	1093 Max Crowninshield	SR	(55)	(266)	15:39.36	1:33:00.37	0:19.69
7	1095 Alec Heyde	SR	(109)	(375)	16:22.78	1:49:23.15	1:03.11

Team - Glenbrook South**Finish Position - 7****Team Score (places): 263****Team Score (times):
1:18:02.27****Ave Time:15:36.45**

<u>Bib No</u>	<u>Name</u>	<u>YEAR</u>	<u>O'All Place</u>	<u>Cum Place</u>	<u>Time</u>	<u>Cum Time</u>	<u>Time Back</u>
1	830 Alec Sanchez	JR	43	43	15:28.19	15:28.19	0:00.00
2	833 Jordan Theriault	SO	48	91	15:33.30	31:01.49	0:05.11
3	834 Jack Whetstone	JR	51	142	15:35.79	46:37.28	0:07.60
4	835 Charith Wickrema	SR	58	200	15:40.22	1:02:17.50	0:12.03
5	827 Matt Jortberg	SO	63	263	15:44.77	1:18:02.27	0:16.58
6	826 Michael Aki	SR	(100)	(363)	16:15.47	1:34:17.74	0:47.28
7	832 Nick Stanek	SR	(106)	(469)	16:21.41	1:50:39.15	0:53.22

Team - Wheeling**Finish Position - 8****Team Score (places): 302****Team Score (times):
1:18:30.50****Ave Time:15:42.10**

<u>Bib No</u>	<u>Name</u>	<u>YEAR</u>	<u>O'All Place</u>	<u>Cum Place</u>	<u>Time</u>	<u>Cum Time</u>	<u>Time Back</u>
1	1215 Matt Hoffman	JR	33	33	15:20.61	15:20.61	0:00.00
2	1217 Justin Loquercio	SR	35	68	15:21.37	30:41.98	0:00.76
3	1220 Elliot Nabatov	SR	40	108	15:26.81	46:08.79	0:06.20
4	1222 Joe Swiech	SR	74	182	15:51.79	1:02:00.58	0:31.18
5	1218 Lewis Monaxious	JR	120	302	16:29.92	1:18:30.50	1:09.31
6	1214 Anthony Gonzalez	SR	(143)	(445)	16:50.55	1:35:21.05	1:29.94
7	1213 Adrian Figueroa	SO	(145)	(590)	16:54.70	1:52:15.75	1:34.09

Team - East Moline (United**Finish Position - 9**

Township)

Team Score (places): 320 **Team Score (times): 1:18:41.74** **Ave Time:15:44.35**

	<u>Bib No</u>	<u>Name</u>	<u>YEAR</u>	<u>O'All Place</u>	<u>Cum Place</u>	<u>Time</u>	<u>Cum Time</u>	<u>Time Back</u>
1	750	Kyle Riege	SR	13	13	14:54.93	14:54.93	0:00.00
2	749	Dalton Martin	SO	60	73	15:41.18	30:36.11	0:46.25
3	753	Justin Verlinden	SR	62	135	15:44.43	46:20.54	0:49.50
4	752	Sawyer Swearingen	SO	89	224	16:06.83	1:02:27.37	1:11.90
5	755	Jabob Wright	SR	96	320	16:14.37	1:18:41.74	1:19.44
6	748	Alex Harness	SR	(144)	(464)	16:53.80	1:35:35.54	1:58.87
7	747	Devin Dobbels	JR	(182)	(646)	17:37.69	1:53:13.23	2:42.76

Team - Crystal Lake South**Finish Position - 10**

Team Score (places): 331 **Team Score (times): 1:18:51.42** **Ave Time:15:46.28**

	<u>Bib No</u>	<u>Name</u>	<u>YEAR</u>	<u>O'All Place</u>	<u>Cum Place</u>	<u>Time</u>	<u>Cum Time</u>	<u>Time Back</u>
1	725	Jon Prus	JR	10	10	14:53.82	14:53.82	0:00.00
2	724	Tommy Melone	SR	59	69	15:40.87	30:34.69	0:47.05
3	721	Ryan Foster	SO	61	130	15:41.64	46:16.33	0:47.82
4	720	Doug Cain	SR	90	220	16:08.26	1:02:24.59	1:14.44
5	723	Miles Foydl	JR	111	331	16:26.83	1:18:51.42	1:33.01
6	722	Alex Foydl	JR	(117)	(448)	16:28.75	1:35:20.17	1:34.93
7	717	Jacob Anderson	SR	(148)	(596)	16:57.60	1:52:17.77	2:03.78

Team - York Community HS**Finish Position - 11**

Team Score (places): 335 **Team Score (times): 1:19:01.33** **Ave Time:15:48.27**

	<u>Bib No</u>	<u>Name</u>	<u>YEAR</u>	<u>O'All Place</u>	<u>Cum Place</u>	<u>Time</u>	<u>Cum Time</u>	<u>Time Back</u>
1	1223	Jackson Bode	SO	34	34	15:20.63	15:20.63	0:00.00
2	1231	Tim Stevenson	SO	47	81	15:31.33	30:51.96	0:10.70
3	1232	Creighton Wolff	JR	65	146	15:45.43	46:37.39	0:24.80
4	1224	Dominick Castanoli	JR	86	232	16:04.26	1:02:41.65	0:43.63
5	1230	Mark Morgan	SO	103	335	16:19.68	1:19:01.33	0:59.05
6	1229	Dan Honquest	SO	(121)	(456)	16:30.41	1:35:31.74	1:09.78
7	1226	Matt Fleshood	SR	(129)	(585)	16:36.11	1:52:07.85	1:15.48

Team - Cary-Grove**Finish Position - 12****Team Score (places): 348****Team Score (times):
1:19:02.23****Ave Time:15:48.45**

	<u>Bib No</u>	<u>Name</u>	<u>YEAR</u>	<u>O'All Place</u>	<u>Cum Place</u>	<u>Time</u>	<u>Cum Time</u>	<u>Time Back</u>
1	674	Alex Ratkovich	SO	14	14	14:57.49	14:57.49	0:00.00
2	680	Tommy Williams	SO	70	84	15:50.08	30:47.57	0:52.59
3	671	Jack Adams	SO	85	169	16:00.69	46:48.26	1:03.20
4	676	Alex Sepeczi	FR	87	256	16:04.31	1:02:52.57	1:06.82
5	672	Kyle Adams	SO	92	348	16:09.66	1:19:02.23	1:12.17
6	679	Derek Warren	FR	(98)	(446)	16:14.47	1:35:16.70	1:16.98
7	678	Jack Warnecke	FR	(127)	(573)	16:35.70	1:51:52.40	1:38.21

Team - Mundelein H.S.**Finish Position - 13****Team Score (places): 382****Team Score (times):
1:19:32.09****Ave Time:15:54.42**

	<u>Bib No</u>	<u>Name</u>	<u>YEAR</u>	<u>O'All Place</u>	<u>Cum Place</u>	<u>Time</u>	<u>Cum Time</u>	<u>Time Back</u>
1	988	Uly Hagedorn	SR	46	46	15:30.93	15:30.93	0:00.00
2	990	Michael Parduhn	FR	71	117	15:50.51	31:21.44	0:19.58
3	985	Dario Carillo	FR	76	193	15:52.91	47:14.35	0:21.98
4	984	Mitchell Alberts	SR	81	274	15:55.70	1:03:10.05	0:24.77
5	993	Robert St. Clair	FR	108	382	16:22.04	1:19:32.09	0:51.11
6	986	Kaleb Carlson	SO	(138)	(520)	16:45.49	1:36:17.58	1:14.56
7	987	Joseph Clow	SR	(195)	(715)	18:03.98	1:54:21.56	2:33.05

Team - East Aurora HS**Finish Position - 14****Team Score (places): 393****Team Score (times):
1:19:50.39****Ave Time:15:58.08**

	<u>Bib No</u>	<u>Name</u>	<u>YEAR</u>	<u>O'All Place</u>	<u>Cum Place</u>	<u>Time</u>	<u>Cum Time</u>	<u>Time Back</u>
1	739	David Galvan	SR	29	29	15:17.32	15:17.32	0:00.00
2	738	Ricardo Del Toro	JR	75	104	15:52.43	31:09.75	0:35.11
3	740	Miguel Gonzalez	SO	93	197	16:10.84	47:20.59	0:53.52
4	742	Ruben Nino	SR	97	294	16:14.45	1:03:35.04	0:57.13
5	737	Jose Alvarado	SR	99	393	16:15.35	1:19:50.39	0:58.03
6	741	Gio Morales	JR	(101)	(494)	16:16.89	1:36:07.28	0:59.57
7	745	Abraham Vega	SO	(122)	(616)	16:30.72	1:52:38.00	1:13.40



SANDBURG
CROSS COUNTRY

NEWS AND NOTES

RUNNERS OF THE WEEK: *Seniors*

SWSC @ Dellwood Park/Lockport

Saturday, Oct. 17, 2015

High 40's, calm, sunny

COACH'S COMMENTS:

What a perfect way to conclude our regular season racing and begin our championship season racing all in one day. The weather set the scene for a beautiful cross country day, we had the most challenging course of the season, and we were perfect: winning all three races and feeling the support and enthusiasm of the entire team and families.

Entering the F/S SWSC championship, we knew that we'd have a battle with host Lockport. They have a strong F/S team and they were pumped up to go all in for a team title since they knew the varsity one was not available. We were able to put together a full strength F/S team for the first time this season to see what we have in this group. **Dylan Jacobs** took control of the race from the gun and never looked back, extending his lead to 1:30 before the end of things. He had the ability to work and push despite racing out there on his own. He looked as smooth and strong as I've seen him. We were off to a great start with a 1 pointer. Behind DJ our guys were tough and aggressive, but Lockport was there. It amounted to a dual meet between the two teams with both having their top 5 in the top 15. With that kind of scoring, it would come down to a few points and the one-on-one battles. We kept fighting. **Nick Gonsch** stayed in contact with the Lockport number one, hanging on by a thread, and was battling one or two other guys. His kicked launched himself into a battle for second place when the Lockport runner moved out of his lane and cut Gonsch off, resulting in a DQ. Regardless, Gonsch had a heck of a race and got some critical passes in the final 400. With a 1-2 finish secured, we just needed to slam the backdoor shut. **Robbie Sieczkowski** and **Nico Calderon** were fighting hard, but there was a pack of 6-7 guys all right with them. If we out-fought them, we'd win, if we didn't we could suddenly get another 10-15 points tacked on in just a couple of seconds, and we'd be vulnerable to a loss. Robbie and Nico fought until the finish, exchanging blow for blow with their opponents. Very impressive racing—and this is true *racing*! But we still needed our #5 in and luckily **Xander Furmanek** had a perfect finish to a great season: he was well back heading into the woods at the mile. He kept grinding throughout the toughest portions of the course and simply was willing to hurt more than his competitors. Who would have thought a year ago that Xander would be battling in the fifth spot to help our team earn a SWSC title! It was great redemption after a tough loss to Lockport last year on this level. We were much more ready for a battle and it showed. Of our team goals, which include state and national titles, seven guys under 15:00 at state, and running for a greater purpose this one represented the first checkmark on the list: a Sophomore SWSC title. A few more to go.

And to start off the championship season, the varsity toed the line in some new uniforms donated from Brooks. They looked sharp and raced tough. What can we say about this group? They are the best team in the country and they reminded the conference on Saturday. We have seven guys in there who all act like #1 runners and race like champions. Heading into the woods, we had run under control and were ready to battle. The first thing I saw that excited me was **Martin Skucas** step up to take the lead and show he wanted to take the win. With Brennan out, it is great to see yet another guy who pushes the pack. We are clearly willing to get it done no matter what, with any guy having the willpower and determination to complete the team's goals we established long ago. I ran down the hill to the bridge at 1.75 and suddenly **Max Lehnhardt** was pushing the pace and breaking away. It was quintessential Max: really laying it all on the line. Behind him, our guys were stringing out ever so slightly, but rolling out on the long flat stretch. They were responding to Max's move. When we have a guy expectedly or unexpectedly make a big move and you find yourself out of position or against the ropes, his move should *motivate* you and excite you. If you respond, we are going to do great things as a team. As the race evolved over the final mile it looked as though **Dan Laskero** was going to sneak in there and pull off a SWSC title. What a tough runner! Dan somehow pushes himself through any challenge in any race. Pack, no pack, time trial or tons of runners, hills, whatever...he's a blue collar tough runner. **Sean Torpy**, looking a little off, rallied back. It was good to see and so important. Sometimes your best is needed when you aren't feeling your best. You have to decide if you'll let that determine the outcome. Sean clearly has an answer: run through a brick wall if need be.

Varsity:

1. Sandburg— 15 2. Joliet Central— 67 3. Joliet West— 79 4. LWE--91 5. Lockport— 139

Pre-SWSC '12

1. Lehnhardt	15:42	18:42
2. S Torpy	15:44	17:55
3. Laskero	15:46	18:19
4. C Torpy	15:54	football
5. Skucas	16:09	
6. Lukas	16:15	20:10
7. Gleisner	16:16	19:12

Open:

1. Szymanski	16:41	
2. P Sieczkowski	16:42	19:11
3. Foster	16:58	
4. LiFonti	17:16	20:40
5. Draskovic	17:21	24:43
6. Marchese	17:27	
7. Stogin	17:55	22:59
8. J Wagner	18:06	22:01
9. Cavalier	18:08	22:53
10. N Carollo	18:11	22:56
12. Morris	18:23	
14. Bukuri	18:25	
17. Nolan	18:36	
24. Arrigoni	19:09	22:27
25. Papan	19:09	
26. Cunningham	19:10	
29. Bowald	19:17	
34. Peters	19:30	26:26
48. Starzec	19:57	
61. Lane	20:33	
68. Macak	20:42	
71. Cummings	20:44	
72. Fornaris	20:46	
76. Sak	20:50	
78. Mathas	20:53	
81. A Carollo	20:54	
84. Walter	20:58	
88. Kenes	21:02	
97. M Claire	21:19	
107. Raheja	21:31	
117. Carlson	21:48	
118. Walsh	21:48	26:50
122. Spaagaren	21:54	
123. Pittacora	21:57	
129. Ryan	22:04	27:30
131. Kramer	22:05	
139. Haran	22:44	
144. Zambrano	22:53	
156. Karp	23:33	

Team Summary Report - Boys

F/S Boys

<u>Place</u>	<u>Team</u>	<u>Top 5 Places</u>	<u>----- Finishers -----</u>						
			<u>1</u>	<u>2</u>	<u>3</u>	<u>4</u>	<u>5</u>	<u>6*</u>	<u>7*</u>
1	Sandburg HS Top 5 Times: 1:26:28.00	27	1	2	6	7	11	18	20
2	Lockport Top 5 Times: 1:29:28.00	50	4	8	9	13	16	39	
3	Lincoln-Way East Top 5 Times: 1:32:14.00	90	10	12	19	24	25	28	35
4	Stagg HS Top 5 Times: 1:32:29.00	95	3	17	21	23	31	32	42
5	Joliet Central Top 5 Times: 1:34:49.00	134	14	26	27	33	34	36	43
6	Bolingbrook Top 5 Times: 1:35:19.00	141	5	15	37	40	44	50	51
7	Joliet West Top 5 Times: 1:37:55.00	175	22	29	38	41	45	47	48
8	Homewood-Flossmoor HS Top 5 Times: 1:43:06.00	230	30	46	49	52	53	54	55

Overall Finish List - Boys

F/S Boys

<u>O'all</u> <u>Place</u>	<u>Adj</u> <u>Place</u>	<u>Bib No</u>	<u>Name</u>	<u>Team</u>	<u>Time</u>	<u>Pace</u>	<u>Year</u>
1	1	598	Dylan Jacobs	Sandburg HS	15:51.00	5:06/M	SO
2	2	595	Nicholas Gonsch	Sandburg HS	17:22.00	5:36/M	SO
3	3	668	Jared Tarantino	Stagg HS	17:23.00	5:36/M	SO
4	4	555	Nathan Murray	Lockport	17:38.00	5:41/M	SO
5	5	298	Joshua Beyler	Bolingbrook	17:39.00	5:41/M	SO
6	6	621	Robbie Sieczkowski	Sandburg HS	17:40.00	5:42/M	SO
7	7	580	Nicolas Calderon	Sandburg HS	17:43.00	5:43/M	FR
8	8	560	Donovan Paske	Lockport	17:45.00	5:43/M	FR
9	9	545	Liam Kennedy	Lockport	17:50.00	5:45/M	SO
10	10	513	M Troester	Lincoln-Way East	17:54.00	5:46/M	SO
11	11	593	Xander Furmanek	Sandburg HS	17:55.00	5:46/M	SO
12	12	499	K Rodriguez	Lincoln-Way East	17:56.00	5:47/M	SO
13	13	563	Marc Schelli	Lockport	17:57.00	5:47/M	FR
14	14	402	Nick Rios	Joliet Central	17:58.00	5:47/M	SO
15	15	310	Arij Najeeb	Bolingbrook	17:59.00	5:48/M	SO
16	16	559	Nolan ONeil	Lockport	18:20.00	5:55/M	SO
17	17	650	Justin Hobart	Stagg HS	18:23.00	5:55/M	SO
18	18	589	Brendan Duffy	Sandburg HS	18:23.00	5:55/M	SO
19	19	472	J Hearne	Lincoln-Way East	18:40.00	6:01/M	SO
20	20	632	Ryan Wagner	Sandburg HS	18:44.00	6:02/M	SO
21	21	659	Kyle Madura	Stagg HS	18:45.00	6:03/M	SO
22	22	435	Andrew Limacher	Joliet West	18:46.00	6:03/M	SO
23	23	647	Nick Harper	Stagg HS	18:50.00	6:04/M	FR
24	24	461	J Burris	Lincoln-Way East	18:50.00	6:04/M	FR
25	25	497	J Pointon	Lincoln-Way East	18:55.00	6:06/M	SO
26	26	372	Erick Islas	Joliet Central	19:02.00	6:08/M	SO
27	27	401	Eric Reynoso	Joliet Central	19:05.00	6:09/M	SO
28	28	489	C Nolasco	Lincoln-Way East	19:08.00	6:10/M	SO
29	29	439	Joey Mojica	Joliet West	19:08.00	6:10/M	FR
30	30	329	Nichlas Holmgren	Homewood-Flossmoor HS	19:10.00	6:11/M	FR
31	31	658	Arnas Liesis	Stagg HS	19:11.00	6:11/M	SO

<u>O'all</u> <u>Place</u>	<u>Adj</u> <u>Place</u>	<u>Bib No</u>	<u>Name</u>	<u>Team</u>	<u>Time</u>	<u>Pace</u>	<u>Year</u>
32	32	646	Nate Haeflin	Stagg HS	19:19.00	6:14/M	SO
33	33	354	Ben Chambers	Joliet Central	19:23.00	6:15/M	FR
34	34	419	Michael Vargas	Joliet Central	19:24.00	6:15/M	SO
35	35	473	J Heimlich	Lincoln-Way East	19:25.00	6:15/M	FR
36	36	394	Leonardo Patino	Joliet Central	19:36.00	6:19/M	SO
37	37	316	Gavin Villiger	Bolingbrook	19:37.00	6:19/M	FR
38	38	430	Arturo Cruz	Joliet West	19:43.00	6:21/M	SO
39	39	569	Nicholas Sulich	Lockport	19:44.00	6:22/M	SO
40	40	301	Luis Correa	Bolingbrook	19:45.00	6:22/M	SO
41	41	445	Anthony Sain	Joliet West	19:57.00	6:26/M	SO
42	42	637	Matt Aleck	Stagg HS	19:59.00	6:26/M	SO
43	43	356	Eric Cuevas	Joliet Central	20:02.00	6:27/M	FR
44	44	299	Kristian Bielski	Bolingbrook	20:21.00	6:34/M	FR
45	45	432	Jake Heppner	Joliet West	20:23.00	6:34/M	SO
46	46	326	Byron Graham	Homewood-Flossmoor HS	20:27.00	6:35/M	SO
47	47	428	Jorge Chavez	Joliet West	20:30.00	6:36/M	FR
48	48	441	Nathan Olson	Joliet West	20:30.00	6:36/M	SO
49	49	339	Wyatt Shipman	Homewood-Flossmoor HS	20:34.00	6:38/M	FR
50	50	306	John Kronemann	Bolingbrook	21:01.00	6:46/M	SO
51	51	311	Alex Quintana	Bolingbrook	21:03.00	6:47/M	SO
52	52	333	Darrius Lee	Homewood-Flossmoor HS	21:28.00	6:55/M	SO
53	53	343	Devin Winston	Homewood-Flossmoor HS	21:28.00	6:55/M	SO
54	54	327	Andrew Harris	Homewood-Flossmoor HS	21:34.00	6:57/M	SO
55	55	331	Elijah Knicker	Homewood-Flossmoor HS	22:40.00	7:18/M	FR
DQ	DQ	556	Cade Musich	Lockport			SO

Overall Finish List - Boys

Open

<u>O'all</u> <u>Place</u>	<u>Adj</u> <u>Place</u>	<u>Bib No</u>	<u>Name</u>	<u>Team</u>	<u>Time</u>	<u>Pace</u>	<u>Year</u>
1	1	628	Alex Szymanski	Sandburg HS	16:41.00	5:23/M	JR
2	2	620	Paul Sieczkowski	Sandburg HS	16:42.00	5:23/M	SR
3	3	592	Patrick Foster	Sandburg HS	16:58.00	5:28/M	SR
4	4	605	Anthony LiFonti	Sandburg HS	17:16.00	5:34/M	SR
5	5	588	Miles Draskovic	Sandburg HS	17:21.00	5:35/M	SR
6	6	609	Tom Marchese	Sandburg HS	17:27.00	5:37/M	JR
7	7	627	Kyle Stogin	Sandburg HS	17:55.00	5:46/M	SR
8	(> 7)	631	John Wagner	Sandburg HS	18:06.00	5:50/M	SR
9	(> 7)	584	Louis Cavalier	Sandburg HS	18:08.00	5:51/M	SR
10	(> 7)	583	Nicholas Carollo	Sandburg HS	18:11.00	5:52/M	SR
11	8	485	J Minyard	Lincoln-Way East	18:15.00	5:53/M	JR
12	(> 7)	612	Patrick Morris	Sandburg HS	18:20.00	5:55/M	SO
13	9	528	Matt Boyd	Lockport	18:23.00	5:55/M	SR
14	(> 7)	578	Peter Bukiri	Sandburg HS	18:25.00	5:56/M	FR
15	10	400	Adrian Reynoso	Joliet Central	18:32.00	5:58/M	JR
16	11	506	K Shirley	Lincoln-Way East	18:34.00	5:59/M	JR
17	(> 7)	613	Josh Nolan	Sandburg HS	18:36.00	6:00/M	JR
18	12	413	AJ Stewack	Joliet Central	18:41.00	6:01/M	SR
19	13	549	Braden Kramer	Lockport	18:43.00	6:02/M	SR
20	14	508	K Smietanski	Lincoln-Way East	18:52.00	6:05/M	JR
21	15	512	K Thomas	Lincoln-Way East	18:53.00	6:05/M	JR
22	16	373	Jason Jude	Joliet Central	19:04.00	6:09/M	SR
23	17	411	Tyler Samuels	Joliet Central	19:07.00	6:10/M	SR
24	(> 7)	574	Nathan Arrigoni	Sandburg HS	19:09.00	6:10/M	SR
25	(> 7)	614	Danny Papan	Sandburg HS	19:09.00	6:10/M	JR
26	(> 7)	587	John Cunningham	Sandburg HS	19:10.00	6:11/M	FR
27	18	487	J Napoli	Lincoln-Way East	19:13.00	6:12/M	SR
28	19	546	Alexander Kistingner	Lockport	19:16.00	6:13/M	FR
29	(> 7)	576	Ryan Bowald	Sandburg HS	19:17.00	6:13/M	JR
30	20	389	Bryant Nunez	Joliet Central	19:17.00	6:13/M	JR
31	21	362	Jonathan Garcia	Joliet Central	19:19.00	6:14/M	FR
32	22	516	E Vea	Lincoln-Way East	19:25.00	6:15/M	JR
33	23	542	Patrick Hoak	Lockport	19:27.00	6:16/M	FR
34	(> 7)	615	Andrew Peters	Sandburg HS	19:30.00	6:17/M	SR
35	24	442	Clayton Pelzer	Joliet West	19:30.00	6:17/M	SR
36	25	464	W Dell	Lincoln-Way East	19:30.00	6:17/M	JR
37	26	361	Frank Garcia	Joliet Central	19:32.00	6:18/M	SR

<u>O'all</u> <u>Place</u>	<u>Adj</u> <u>Place</u>	<u>Bib No</u>	<u>Name</u>	<u>Team</u>	<u>Time</u>	<u>Pace</u>	<u>Year</u>
38	(> 7)	417	Fernando Trevino	Joliet Central	19:34.00	6:18/M	JR
39	(> 7)	415	Jesus Tenorio	Joliet Central	19:37.00	6:19/M	JR
40	27	438	Jason Miller	Joliet West	19:43.00	6:21/M	SR
41	(> 7)	525	D Zubenko	Lincoln-Way East	19:45.00	6:22/M	SR
42	(> 7)	518	W Wall	Lincoln-Way East	19:48.00	6:23/M	SR
43	(> 7)	501	M Roseland	Lincoln-Way East	19:53.00	6:25/M	JR
44	(> 7)	453	J Anderson	Lincoln-Way East	19:54.00	6:25/M	JR
45	(< 5)	309	Francisco Meija	Bolingbrook	19:54.00	6:25/M	SO
46	28	337	Amari Porter	Homewood-Flossmoor HS	19:56.00	6:25/M	JR
47	(> 7)	388	Luis Nolasco	Joliet Central	19:57.00	6:26/M	JR
48	(> 7)	626	David Starzec	Sandburg HS	19:57.00	6:26/M	JR
49	29	566	John Stoch	Lockport	19:58.00	6:26/M	FR
50	30	548	George Kosmowski	Lockport	19:58.00	6:26/M	SO
51	(> 7)	375	Pedro Lopez	Joliet Central	20:04.00	6:28/M	JR
52	31	558	Thomas Neuhardt	Lockport	20:08.00	6:29/M	FR
53	32	449	Josh Vegetabile	Joliet West	20:09.00	6:30/M	SR
54	(> 7)	403	Alfonso Rios Camacho	Joliet Central	20:11.00	6:30/M	SO
55	(> 7)	527	Justin Bordenaro	Lockport	20:14.00	6:31/M	JR
56	33	671	Steve Walsh	Stagg HS	20:22.00	6:34/M	SR
57	(> 7)	490	N Novak	Lincoln-Way East	20:25.00	6:35/M	FR
58	(< 5)	304	Chris Karafotias	Bolingbrook	20:27.00	6:35/M	JR
59	(> 7)	454	T Arndt	Lincoln-Way East	20:28.00	6:36/M	FR
60	(> 7)	384	Alex Minor	Joliet Central	20:33.00	6:37/M	JR
61	(> 7)	602	Samuel Lane	Sandburg HS	20:33.00	6:37/M	FR
62	(> 7)	344	Sebastian Aceves	Joliet Central	20:34.00	6:38/M	SO
63	34	324	Julian Garcia	Homewood-Flossmoor HS	20:36.00	6:38/M	FR
64	(> 7)	568	Christopher Sulich	Lockport	20:36.00	6:38/M	SR
65	(> 7)	567	Nathan Stogsdill	Lockport	20:37.00	6:39/M	FR
66	(> 7)	481	J Mansmith	Lincoln-Way East	20:40.00	6:40/M	JR
67	(> 7)	387	Max Munch	Joliet Central	20:41.00	6:40/M	JR
68	(> 7)	608	Eric Macak	Sandburg HS	20:42.00	6:40/M	SO
69	35	656	Lukasz Kwak	Stagg HS	20:43.00	6:41/M	SO
70	36	451	Brett Williams	Joliet West	20:43.00	6:41/M	SO
71	(> 7)	586	Andrew Cummings	Sandburg HS	20:44.00	6:41/M	JR
72	(> 7)	591	Jack Fornaris	Sandburg HS	20:46.00	6:42/M	SO
73	(> 7)	507	K Shoucair	Lincoln-Way East	20:46.00	6:42/M	SR
74	37	672	Piotr Zubek	Stagg HS	20:48.00	6:42/M	JR
75	(> 7)	505	P Shaughnessy	Lincoln-Way East	20:48.00	6:42/M	SR
76	(> 7)	619	Mathew Sak	Sandburg HS	20:50.00	6:43/M	FR
77	(> 7)	410	Nick Salinas	Joliet Central	20:50.00	6:43/M	JR

<u>O'all</u> <u>Place</u>	<u>Adj</u> <u>Place</u>	<u>Bib No</u>	<u>Name</u>	<u>Team</u>	<u>Time</u>	<u>Pace</u>	<u>Year</u>
78	(> 7)	610	Kyle Mathas	Sandburg HS	20:53.00	6:44/M	FR
79	(> 7)	483	M Meersman	Lincoln-Way East	20:53.00	6:44/M	JR
80	(< 5)	314	Joey Roche	Bolingbrook	20:54.00	6:44/M	SO
81	(> 7)	582	Andrew Carollo	Sandburg HS	20:54.00	6:44/M	FR
82	(> 7)	510	T Smith	Lincoln-Way East	20:56.00	6:45/M	JR
83	(> 7)	543	Joseph Imburgia	Lockport	20:57.00	6:45/M	SO
84	(> 7)	634	Benjamin Walter	Sandburg HS	20:58.00	6:45/M	FR
85	(> 7)	350	Eric Briceno	Joliet Central	20:59.00	6:46/M	SO
86	(> 7)	539	Christopher Gargano	Lockport	21:01.00	6:46/M	SR
87	(> 7)	382	Raziel Martinez	Joliet Central	21:02.00	6:47/M	SO
88	(> 7)	600	Eric Kenes	Sandburg HS	21:02.00	6:47/M	FR
89	(> 7)	374	Juan Leon	Joliet Central	21:04.00	6:47/M	SO
90	(> 7)	376	Ruben Lopez	Joliet Central	21:04.00	6:47/M	SO
91	(> 7)	408	Brayan Ruiz	Joliet Central	21:04.00	6:47/M	FR
92	38	642	Brendan Conroy	Stagg HS	21:06.00	6:48/M	FR
93	(> 7)	514	E Valdez	Lincoln-Way East	21:06.00	6:48/M	SO
94	39	325	Justin Garcia	Homewood-Flossmoor HS	21:11.00	6:50/M	FR
95	40	338	Jikhail Robinson	Homewood-Flossmoor HS	21:12.00	6:50/M	JR
96	(> 7)	470	J Haskins	Lincoln-Way East	21:15.00	6:51/M	FR
97	(> 7)	585	Marcelo Claure	Sandburg HS	21:19.00	6:52/M	FR
98	(> 7)	398	Carlos Ramirez	Joliet Central	21:22.00	6:53/M	SO
99	(> 7)	519	D Warren	Lincoln-Way East	21:22.00	6:53/M	FR
100	(> 7)	484	P Mifflin	Lincoln-Way East	21:25.00	6:54/M	FR
101	(> 7)	511	J Thomas	Lincoln-Way East	21:26.00	6:55/M	SR
102	41	426	Omar Carrillo	Joliet West	21:28.00	6:55/M	SR
103	(< 5)	307	Kevin Laroche	Bolingbrook	21:29.00	6:55/M	FR
104	(> 7)	477	C Kush	Lincoln-Way East	21:30.00	6:56/M	JR
105	(> 7)	353	Carlos Cervantes	Joliet Central	21:30.00	6:56/M	SO
106	(> 7)	345	Marco Acosta	Joliet Central	21:30.00	6:56/M	SO
107	(> 7)	617	Manish Raheja	Sandburg HS	21:31.00	6:56/M	JR
108	(> 7)	524	M Zhan	Lincoln-Way East	21:31.00	6:56/M	FR
109	(> 7)	488	D Narcissi	Lincoln-Way East	21:32.00	6:56/M	SR
110	42	665	Andrew Staron	Stagg HS	21:32.00	6:57/M	SO
111	(> 7)	370	Luis Hernandez	Joliet Central	21:34.00	6:57/M	FR
112	(> 7)	554	Logan Molitor	Lockport	21:37.00	6:58/M	FR
113	(> 7)	494	R Pertler	Lincoln-Way East	21:37.00	6:58/M	SR
114	(> 7)	486	M Murray	Lincoln-Way East	21:38.00	6:58/M	SO
115	(> 7)	544	Shane Kelly	Lockport	21:41.00	6:59/M	FR
116	(> 7)	456	J Bendy	Lincoln-Way East	21:46.00	7:01/M	FR
117	(> 7)	581	Matthew Carlson	Sandburg HS	21:48.00	7:02/M	FR

<u>O'all</u> <u>Place</u>	<u>Adj</u> <u>Place</u>	<u>Bib No</u>	<u>Name</u>	<u>Team</u>	<u>Time</u>	<u>Pace</u>	<u>Year</u>
118	(> 7)	633	Liam Walsh	Sandburg HS	21:48.00	7:02/M	SR
119	(> 7)	476	K Kissinger	Lincoln-Way East	21:49.00	7:02/M	FR
120	43	443	Tony Petrilla	Joliet West	21:50.00	7:02/M	SO
121	(> 7)	452	C Anderson	Lincoln-Way East	21:53.00	7:03/M	JR
122	(> 7)	624	Jeffrey Spaargaren	Sandburg HS	21:54.00	7:04/M	FR
123	(> 7)	616	Sean Pittacora	Sandburg HS	21:57.00	7:05/M	FR
124	(> 7)	471	A Hauschild	Lincoln-Way East	21:57.00	7:05/M	FR
125	(> 7)	348	Armando Angeles	Joliet Central	21:59.00	7:05/M	SO
126	(> 7)	495	N Peterson	Lincoln-Way East	22:01.00	7:06/M	JR
127	(> 7)	460	M Boehm	Lincoln-Way East	22:02.00	7:06/M	SO
128	(> 7)	469	J Harper	Lincoln-Way East	22:03.00	7:06/M	SO
129	(> 7)	618	Brad Ryan	Sandburg HS	22:04.00	7:07/M	SR
130	(> 7)	465	J Dudley	Lincoln-Way East	22:05.00	7:07/M	FR
131	(> 7)	601	Mitchell Kramer	Sandburg HS	22:05.00	7:07/M	FR
132	44	663	Luis Quiroz	Stagg HS	22:06.00	7:07/M	SO
133	45	341	Noah White	Homewood-Flossmoor HS	22:21.00	7:12/M	SR
134	(> 7)	366	Alejandro Granados	Joliet Central	22:23.00	7:13/M	SO
135	(> 7)	359	Jose Ferreira	Joliet Central	22:33.00	7:16/M	FR
136	46	446	Josue Salas	Joliet West	22:36.00	7:17/M	FR
137	(> 7)	482	T McMahan	Lincoln-Way East	22:40.00	7:18/M	FR
138	47	636	Dave Albano	Stagg HS	22:41.00	7:19/M	FR
139	(> 7)	597	Finbarr Haran	Sandburg HS	22:44.00	7:20/M	SO
140	(> 7)	649	Nick Herres	Stagg HS	22:44.00	7:20/M	JR
141	(> 7)	420	Marc Vasquez	Joliet Central	22:48.00	7:21/M	JR
142	(> 7)	491	C O'Donnell	Lincoln-Way East	22:49.00	7:21/M	SR
143	(> 7)	459	B Bethke	Lincoln-Way East	22:52.00	7:22/M	SO
144	(> 7)	635	Michael Zambrano	Sandburg HS	22:53.00	7:23/M	SO
145	48	336	Ben Nevroske	Homewood-Flossmoor HS	22:56.00	7:24/M	JR
146	(> 7)	534	Ian Ditter	Lockport	22:57.00	7:24/M	FR
147	(> 7)	667	Rokas Survilla	Stagg HS	22:57.00	7:24/M	FR
148	(> 7)	457	A Benzing	Lincoln-Way East	22:57.00	7:24/M	SO
149	(> 7)	381	Juan Martinez	Joliet Central	22:57.00	7:24/M	SR
150	(> 7)	523	J Woods	Lincoln-Way East	23:05.00	7:26/M	FR
151	(> 7)	393	Damian Paramo	Joliet Central	23:06.00	7:27/M	SO
152	(> 7)	427	Alex Castillo	Joliet West	23:14.00	7:29/M	SO
153	(> 7)	653	David Kolcach	Stagg HS	23:19.00	7:31/M	SO
154	(> 7)	466	J Falejczyk	Lincoln-Way East	23:21.00	7:32/M	SO
155	(> 7)	347	Obed Angel	Joliet Central	23:27.00	7:34/M	SO
156	(> 7)	599	Jacob Karp	Sandburg HS	23:33.00	7:35/M	FR
157	(> 7)	638	Baraa Alkhani	Stagg HS	23:33.00	7:35/M	SO

<u>O'all</u> <u>Place</u>	<u>Adj</u> <u>Place</u>	<u>Bib No</u>	<u>Name</u>	<u>Team</u>	<u>Time</u>	<u>Pace</u>	<u>Year</u>
158	(> 7)	405	Ramon Rocha	Joliet Central	24:01.00	7:45/M	FR
159	(> 7)	392	Sam Olea	Joliet Central	24:03.00	7:45/M	SR
160	(> 7)	468	M Gilmore	Lincoln-Way East	24:03.00	7:45/M	FR
161	(> 7)	390	Eric Nunez	Joliet Central	24:06.00	7:46/M	SR
162	(> 7)	396	Antony Pizano	Joliet Central	24:11.00	7:48/M	SO
163	(> 7)	377	Landon Luangsomkham	Joliet Central	24:13.00	7:48/M	JR
164	(> 7)	641	Kevin Chatha	Stagg HS	24:14.00	7:49/M	JR
165	(> 7)	406	Brian Romero	Joliet Central	24:23.00	7:52/M	SO
166	(> 7)	360	Elijah Flores	Joliet Central	24:30.00	7:54/M	SR
167	(> 7)	639	Kyle Barbalic	Stagg HS	24:35.00	7:55/M	FR
168	(> 7)	467	N Finn	Lincoln-Way East	24:36.00	7:56/M	SO
169	(> 7)	478	A Lambert	Lincoln-Way East	25:17.00	8:09/M	SR
170	49	334	Darryl Lockett	Homewood-Flossmoor HS	25:24.00	8:11/M	FR
171	(> 7)	320	Dylan Dunlavy	Homewood-Flossmoor HS	25:41.00	8:17/M	FR
172	(> 7)	515	D Vamvakas	Lincoln-Way East	25:41.00	8:17/M	FR
173	(> 7)	429	Alejandro Cisneros	Joliet West	25:42.00	8:17/M	SO
174	(> 7)	371	Milton Hernandez	Joliet Central	25:46.00	8:18/M	SO
175	(> 7)	342	Aaron Wilson	Homewood-Flossmoor HS	26:00.00	8:23/M	SR
176	(> 7)	423	Luke Altman	Joliet West	26:19.00	8:29/M	FR
177	(> 7)	664	Xavier Sanchez	Stagg HS	26:21.00	8:30/M	SR
178	(> 7)	503	M Scott-Schroeder	Lincoln-Way East	26:44.00	8:37/M	SO
179	(> 7)	661	Luis Martinez	Stagg HS	26:51.00	8:39/M	FR
180	(> 7)	363	Uriel Garcia	Joliet Central	29:31.00	9:31/M	SO

Team Summary Report - Boys

Varsity Boys

<u>Place</u>	<u>Team</u>	<u>Top 5 Places</u>	<u>----- Finishers -----</u>						
			<u>1</u>	<u>2</u>	<u>3</u>	<u>4</u>	<u>5</u>	<u>6*</u>	<u>7*</u>
1	Sandburg HS Top 5 Times: 1:19:13.00	15	1	2	3	4	5	6	7
2	Joliet Central Top 5 Times: 1:25:02.00	67	8	12	14	15	18	27	41
3	Joliet West Top 5 Times: 1:26:16.00	79	10	11	17	20	21	28	45
4	Lincoln-Way East Top 5 Times: 1:26:47.00	91	9	13	16	24	29	37	39
5	Lockport Top 5 Times: 1:30:13.00	139	22	25	26	30	36	40	48
6	Bolingbrook Top 5 Times: 1:31:20.00	156	19	23	33	35	46	50	52
7	Homewood-Flossmoor HS Top 5 Times: 1:33:37.00	199	31	32	43	44	49	51	56
8	Stagg HS Top 5 Times: 1:35:38.00	214	34	38	42	47	53	54	55

Overall Finish List - Boys

Varsity Boys

<u>O'all</u> <u>Place</u>	<u>Adj</u> <u>Place</u>	<u>Bib No</u>	<u>Name</u>	<u>Team</u>	<u>Time</u>	<u>Pace</u>	<u>Year</u>
1	1	604	Maxwell Lehnhardt	Sandburg HS	15:42.00	5:04/M	SR
2	2	630	Sean Torpy	Sandburg HS	15:44.00	5:04/M	SR
3	3	603	Dan Laskero	Sandburg HS	15:46.00	5:05/M	SR
4	4	629	Christopher Torpy	Sandburg HS	15:54.00	5:07/M	SR
5	5	623	Martin Skucas	Sandburg HS	16:09.00	5:12/M	JR
6	6	606	Brandon Lukas	Sandburg HS	16:15.00	5:14/M	SR
7	7	594	David Gleisner	Sandburg HS	16:16.00	5:15/M	SR
8	8	407	Raul Rosendo	Joliet Central	16:30.00	5:19/M	SR
9	9	496	S Platek	Lincoln-Way East	16:40.00	5:22/M	JR
10	10	447	Mario Scarcelli	Joliet West	16:49.00	5:25/M	SR
11	11	434	Sergio Hernandez	Joliet West	16:54.00	5:27/M	SR
12	12	352	David Carter	Joliet Central	17:01.00	5:29/M	SR
13	13	492	J Perch	Lincoln-Way East	17:02.00	5:29/M	JR
14	14	378	Andre Martinez	Joliet Central	17:03.00	5:30/M	JR
15	15	386	Vicente Moreno	Joliet Central	17:06.00	5:31/M	SR
16	16	520	J West	Lincoln-Way East	17:07.00	5:31/M	JR
17	17	431	Dylan Deardurff	Joliet West	17:15.00	5:34/M	SR
18	18	414	Oscar Tejada	Joliet Central	17:25.00	5:37/M	SO
19	19	315	Bjorn Shroda	Bolingbrook	17:29.00	5:38/M	SR
20	20	433	Rafael Hernandez	Joliet West	17:38.00	5:41/M	SR
21	21	437	Ariel Lopez	Joliet West	17:42.00	5:43/M	JR
22	22	531	Jonathan Crosse	Lockport	17:43.00	5:43/M	SR
23	23	313	Caleb Robertson	Bolingbrook	17:50.00	5:45/M	JR
24	24	521	J Wlodarski	Lincoln-Way East	17:52.00	5:45/M	JR
25	25	535	Robert Elwood	Lockport	17:58.00	5:47/M	JR
26	26	564	Ian Sierzega	Lockport	18:02.00	5:49/M	SR
27	27	409	Francisco Saenz	Joliet Central	18:06.00	5:50/M	SR
28	28	448	Jeremy Sikes	Joliet West	18:07.00	5:50/M	JR
29	29	493	A Perry	Lincoln-Way East	18:07.00	5:50/M	SR
30	30	532	Lucas Czerwonka	Lockport	18:09.00	5:51/M	JR
31	31	330	Stewart Keene	Homewood-Flossmoor HS	18:10.00	5:51/M	SO

<u>O'all</u> <u>Place</u>	<u>Adj</u> <u>Place</u>	<u>Bib No</u>	<u>Name</u>	<u>Team</u>	<u>Time</u>	<u>Pace</u>	<u>Year</u>
32	32	332	Elijah Leake	Homewood-Flossmoor HS	18:15.00	5:53/M	JR
33	33	297	Mark Bennett	Bolingbrook	18:18.00	5:54/M	JR
34	34	648	Pat Harper	Stagg HS	18:23.00	5:55/M	SR
35	35	300	Brayan Cadena	Bolingbrook	18:23.00	5:55/M	SR
36	36	550	Adam Kula	Lockport	18:23.00	5:55/M	SR
37	37	475	C Kavanaugh	Lincoln-Way East	18:24.00	5:56/M	JR
38	38	654	Anthony Koncius	Stagg HS	18:24.00	5:56/M	JR
39	39	502	A Ryan	Lincoln-Way East	18:27.00	5:57/M	SR
40	40	526	Daniel Abram	Lockport	18:28.00	5:57/M	SR
41	41	369	Ben Hallihan	Joliet Central	18:36.00	6:00/M	JR
42	42	666	Khamis Suleiman	Stagg HS	18:37.00	6:00/M	JR
43	43	328	Joseph Henry	Homewood-Flossmoor HS	18:38.00	6:01/M	JR
44	44	319	Bradley Coen	Homewood-Flossmoor HS	18:39.00	6:01/M	SO
45	45	425	Nick Calderon	Joliet West	18:45.00	6:03/M	SR
46	46	302	Lyndal Johnson	Bolingbrook	19:23.00	6:15/M	SR
47	47	662	Matt Mohan	Stagg HS	19:45.00	6:22/M	JR
48	48	530	Dominick Creed	Lockport	19:52.00	6:24/M	JR
49	49	322	Max Dunlavy	Homewood-Flossmoor HS	19:57.00	6:26/M	SO
50	50	303	Nathan Junkroski	Bolingbrook	20:04.00	6:28/M	SR
51	51	321	Jack Dunlavy	Homewood-Flossmoor HS	20:18.00	6:33/M	SR
52	52	308	Adrian Manrique	Bolingbrook	20:19.00	6:33/M	SR
53	53	652	Zach Karr	Stagg HS	20:32.00	6:37/M	JR
54	54	644	Alex Einhorn	Stagg HS	20:46.00	6:42/M	JR
55	55	655	Maciej Krzysiak	Stagg HS	20:52.00	6:44/M	JR
56	56	323	Joseph Eagle	Homewood-Flossmoor HS	21:12.00	6:50/M	SR



SANDBURG
CROSS COUNTRY

NEWS AND NOTES

RUNNERS OF THE WEEK: David Gleisner

IHSA Regional @Midlothian Meadows

Saturday, Oct. 24, 2015

60s degrees, overcast, windy

COACH'S COMMENTS:

What another great day of racing for our team! We came off a powerful SWSC day with a team of guys training really hard and preparing for the future weeks and we also put together a lethal group for the regional. With two sub 15:00 guys and another who is clearly a sub 15 guy in Gleisner, followed up by some really tough guys who've made some big strides this season and placed themselves in position for the post season after not making it last year. Our three headed monster up front of **Brandon Lukas, David Gleisner and Dan Laskero** grabbed control from the first 150 and forced the competition into defense mode. This is how it should be! Our next group of three of **Paul Sieczkowski, Alex Szymanski and Patrick Foster** were positioned a little further back but poised to work through some of the pretenders. By 800 meters we were in position to go 1-2-3 and close it out with our next threesome. We knew Caleb Washington would work his way into the mix; he's one of the top 20 returners in the state. By 2 miles it was clear Brandon Lukas was running with fire. *He had that look of purpose I hope to see in each of our runners in every race.* You hope for it and few have it, but when they do you know they'll run through a brick wall to do something special. This was Brandon on Saturday. Brandon wanted the W. But Gleisner was being stubborn as heck and refused to break, running just off Brandon's pace. Laskero dropped a little further back and looked to have some doubts in his head. I challenged him to respond. This is critical. I don't care if you are having an off day—we're out there to fight, to compete, and to get it done, no excuses. HBS. Laskero responded and, although he was gapped, stuck right there through 2.5 where he lost a little ground closing out. Hey, we can be in sectionals, state, NXR, NXN...guess what doesn't matter? How you feel. They don't give you a handicapped scoring for how you feel. No special note in the results indicating you didn't feel good. No re-scoring. No second chance. If you want something strongly enough, you find a way. It was good to see Laskero fight back and not pack it up. Meanwhile, Paulie, Szymanski and Foster were busy duking it out with the pack of top 20 runners. Initially, I wasn't thrilled with their position, but they worked through the packs and it eventually got kind of strung out in those positions, but our guys kept working regardless of if there was someone right there to compete with. They moved up tremendously into top positions. Paulie was 11th at 1.5 and ended 6th! It was a true testament to their character—these guys push themselves to their limits regardless of the situation. It was phenomenal to see it once again. Szymanski rallied from :12 back from Rangel from Eisenhower with 800 to go and nearly edged him out in a virtual tie. All three worked through the pack together to lock down top 10 positions—all of our guys—six in the top 9, Harry as our 7th runner in 10th! And look at these times! Certainly the wind contributed to slower conditions, but they were solid nonetheless. In 2012, we ran the IHSA Sectional on this exact course on a nice day. Our fifth runner was 15:51. We placed 11th in state and were probably as good as 7-8th if Letz, our #2, hadn't lost his shoe in the first half mile. This team put five guys ahead of that team's fifth one week earlier in the season on a really, really windy day. Awesome stuff. To give you a little more perspective, the 2A Marist Regional had the two Hinsdale South guys. The kid who won ran 14:41 at PND and ran 15:01 on Saturday in those conditions. This race was a testament to the commitment of all our guys, especially these six. They took advantage of the great opportunity to race. Similarly, our boys raced the time trial with true character. They ran their hearts out without there being a chance for scoring or published results. They ran because they love to race, they love to push themselves, and they love to run. This is what it's all about and the spirit I hope all our guys take the rest of the way.

And here is the essential philosophy of our team: the six guys in the Regional have now contributed to our run for a state championship in both intangible and tangible ways. The tangible: they took step one for us. The fact is, we have to qualify for Sectionals. It is something we take for granted, but it is a reality. We have to out race several teams to move on. A state championship cannot be won without a successful Regional meet. Look at Naperville North, for instance. They've been in the top 10 in state every year for 10 years. Their season ended at the Regional Saturday, so not only will they not have a chance to continue their top 10 streak, but they won't even be at the Sectional. Our six guys were given the task to get the Regional title. We didn't just want to qualify and move on. We refuse to lose this year—Reavis, St. Charles, Peoria, Lyons, SWSC. We haven't lost. These guys made another win happen. The intangible are things people kind of believe on a level, but focus more on the tangible. Some think of the intangibles with an eye roll. I wish everyone knew how significant the intangibles are. The atmosphere people contribute to: The energy. The positivity. The confidence. The competitiveness. No doubt about it, our guys were champions.

CROWD SUPPORT: Need to meet with Marchese, Wagner, Cavalier, Carollo, Stogin

IPADS: Need to meet with Norm/Alejandro/Robbie. I want to show you what we need for state and get guys prepared for execution.

TIDBITS: >> Buca Di Beppo on Friday, 6:00. \$15/person. >>ALL 12 GUYS NEED TO BE READY TO RACE NEXT SATURDAY. THAT MEANS LITTLE THINGS (BRING UNIFORM/SPIKES) AND BIG THINGS (MENTALLY READY TO RIP AND STEP IN).

WHAT'S NEXT: IHSA Sectional at Katherine Legge Memorial Park (Hinsdale) at 12:00. It's going to be a really tough race: Hinsdale is starting to put it together, Lyons is the second best team in state, Evertsen is a top 3 or 4 non-Sandburg runner in state and a definite contender for the title. We have to be ready to go.

Results:

1. Sandburg—21 2. Shepard--67 3. Oak Lawn--102 4. Eisenhower—124 5. Argo—137

1. Lukas	2:21—2:26/4:47—2:36/7:23—2:46/5:22/10:09—2:36/12:45—2:26/5:02	15:11
2. Gleisner	2:21—2:26/4:47—2:37/7:24—2:47/5:24/10:11—2:36/12:47—2:27/5:03	15:14
4. Laskero	2:21—2:26/4:47—2:41/7:28—2:49/5:30/10:17—2:36/12:53—2:33/5:09	15:26
6. P Sieczkowski	2:27—2:35/5:02—2:44/7:46—2:48/5:32/10:34—2:38/13:12—2:33/5:11	15:45
8. Szymanski	2:30—2:32/5:02—2:45/7:47—2:55/5:40/10:42—2:41/13:23—2:27/5:08	15:50
9. Foster	2:30—2:32/5:02—2:44/7:46—2:52/5:36/10:38—2:42/13:20—2:40/5:22	16:00

Open Race:

1. Marchese	16:20
2. R Sieczkowski	16:29
3. Gonsch	16:35
4. Cavalier	16:55
5. Carollo	17:03
6. J Wagner	17:05
7. Stogin	17:08
8. Calderon	17:17

Mile Time Trial (MRL):

S Torpy	4:17
C Torpy	4:22
Lehnhardt	4:26
Skucas	4:28
Jacobs	4:28
LiFonti	4:40

IHSA Boys / Girls Cross-Country
 2015 IHSA 3A XC Regional (Sandburg)
 Midlothian Meadows, Midlothian IL
 Saturday, October 24, 2015
 Overcast, 60 degrees; Flat course, many turns

Joe Dwyer 57522
Dwyer 52741

Varsity Boys (3.00 Miles) (6 teams + 5 individuals to advance; q = qualifier)

Place	Team	Score	Points Scored						
1.	Orland Park (Sandburg)	21	1,	2,	4,	6,	8,	9,	0 q
2.	Palos Heights (Shepard)	67	3,	5,	14,	20,	25,	31,	38 q
3.	Oak Lawn (Community)	102	11,	13,	23,	26,	29,	32,	39 q
4.	Blue Island (Eisenhower)	124	7,	18,	22,	37,	40,	48,	50 q
5.	Summit (Argo)	137	15,	17,	28,	36,	41,	42,	43 q
6.	Palos Hills (Stagg)	148	19,	27,	33,	34,	35,	44,	47 q
7.	Chicago (Mt. Carmel)	171	16,	21,	30,	49,	55,	56,	59
8.	Harvey (Thornton)	195	10,	24,	51,	53,	57,	61,	62
9.	Burbank (Reavis)	209	12,	45,	46,	52,	54,	58,	60

Place	Pts	Name	Yr	Bib	Team	Time	Pace/M
1.	1	Brandon Lukas	Sr	448	Orland Park (Sandburg)	15:11.84	5:03.9
2.	2	David Gleisner	Sr	445	Orland Park (Sandburg)	15:14.86	5:05.0
3.	3	Caleb Washington	Jr	469	Palos Heights (Shepard)	15:24.51	5:08.2
4.	4	Dan Laskero	Sr	446	Orland Park (Sandburg)	15:26.00	5:08.7
5.	5	Paul Milkus	Jr	468	Palos Heights (Shepard)	15:36.36	5:12.1
6.	6	Paul Sieczkowski	Sr	449	Orland Park (Sandburg)	15:45.53	5:15.2
7.	7	Jordi Rangel	Sr	349	Blue Island (Eisenhower)	15:50.10	5:16.7
8.	8	Alex Szymanski	Jr	441	Orland Park (Sandburg)	15:50.63	5:16.9
9.	9	Patrick Foster	Sr	444	Orland Park (Sandburg)	16:00.98	5:20.3
10.	10	Harry Osborne	Jr	390	Harvey (Thornton)	16:04.34	5:21.4 q
11.	11	Steve Raybould	Sr	413	Oak Lawn (Community)	16:04.88	5:21.6
12.	12	Jonathan Behling	Jr	365	Burbank (Reavis)	16:09.73	5:23.2 q
13.	13	Diego Arana	Jr	405	Oak Lawn (Community)	16:10.45	5:23.5
14.	14	Garrett White	Sr	475	Palos Heights (Shepard)	16:13.48	5:24.5
15.	15	Christian Delgado	Sr	582	Summit (Argo)	16:30.03	5:30.0
16.	16	Brendan Jacobs	Sr	655	Chicago (Mt. Carmel)	16:39.72	5:33.2 q
17.	17	Alvaro Barajas	So	578	Summit (Argo)	16:40.37	5:33.5
18.	18	Josh English	So	346	Blue Island (Eisenhower)	16:42.55	5:34.2
19.	19	Jared Tarantino	So	498	Palos Hills (Stagg)	16:43.34	5:34.4
20.	20	Kevin Courtney	Sr	474	Palos Heights (Shepard)	16:43.91	5:34.6
21.	21	Conor Fagan	Jr	646	Chicago (Mt. Carmel)	16:45.50	5:35.2 q
22.	22	Gabriel Esparza	Sr	347	Blue Island (Eisenhower)	16:49.75	5:36.6
23.	23	Brian Baldwin	Sr	411	Oak Lawn (Community)	17:01.55	5:40.5
24.	24	Allen Davis	Sr	395	Harvey (Thornton)	17:03.99	5:41.3 q
25.	25	Kevin Callahan	Jr	464	Palos Heights (Shepard)	17:05.48	5:41.8
26.	26	Ricky Lewandowski	Sr	412	Oak Lawn (Community)	17:09.23	5:43.1
27.	27	Anthony Koncius	Jr	489	Palos Hills (Stagg)	17:11.89	5:44.0
28.	28	Manuel Rangel	Jr	576	Summit (Argo)	17:16.14	5:45.4
29.	29	Romello Williams	Sr	415	Oak Lawn (Community)	17:18.69	5:46.2
30.	30	Tommy Jacobs	So	650	Chicago (Mt. Carmel)	17:21.86	5:47.3
31.	31	Jose Beltran	Sr	473	Palos Heights (Shepard)	17:24.53	5:48.2
32.	32	Chris Aherne	Jr	404	Oak Lawn (Community)	17:33.02	5:51.0
33.	33	Justin Hobart	So	495	Palos Hills (Stagg)	17:33.47	5:51.2
34.	34	Pat Harper	Sr	499	Palos Hills (Stagg)	17:36.13	5:52.0
35.	35	Kyle Madura	So	497	Palos Hills (Stagg)	17:37.66	5:52.6
36.	36	Carlos Delatorre	So	580	Summit (Argo)	17:41.65	5:53.9
37.	37	Jesus Valadez	Sr	351	Blue Island (Eisenhower)	17:42.89	5:54.3
38.	38	Brian Hauser	So	471	Palos Heights (Shepard)	17:43.52	5:54.5
39.	39	Sergio Serna	Jr	406	Oak Lawn (Community)	17:44.56	5:54.9
40.	40	Nick Chapan	So	345	Blue Island (Eisenhower)	17:46.86	5:55.6
41.	41	Dan McGee	Jr	574	Summit (Argo)	17:52.98	5:57.7
42.	42	Adrian Starczowski	Sr	584	Summit (Argo)	17:54.00	5:58.0

43.	43 Ed McGee	Jr 575 Summit (Argo)	17:59.96	5:60.0
44.	44 Khamis Suleiman	Jr 491 Palos Hills (Stagg)	18:05.03	6:01.7
45.	45 Rafal Munoz	Jr 370 Burbank (Reavis)	18:10.23	6:03.4
46.	46 Fausto Leyva	Jr 368 Burbank (Reavis)	18:12.21	6:04.1
47.	47 Nate Haeflin	So 494 Palos Hills (Stagg)	18:18.33	6:06.1
48.	48 Emanuel Rojas	Sr 350 Blue Island (Eisenhower)	18:31.19	6:10.4
49.	49 Patrick Fagan	So 648 Chicago (Mt. Carmel)	18:32.31	6:10.8
50.	50 Ricardo Frausto	Jr 344 Blue Island (Eisenhower)	18:36.86	6:12.3
51.	51 Alono Span	Jr 391 Harvey (Thornton)	18:44.84	6:14.9
52.	52 Alejandro Zambrano	Fr 364 Burbank (Reavis)	18:46.44	6:15.5
53.	53 Jonathan Golden	Jr 388 Harvey (Thornton)	18:49.69	6:16.6
54.	54 Rafael Lopez	Jr 369 Burbank (Reavis)	18:54.23	6:18.1
55.	55 Isaiah Sepiol	So 654 Chicago (Mt. Carmel)	19:08.99	6:23.0
56.	56 Vince Gallapo	So 649 Chicago (Mt. Carmel)	19:13.34	6:24.4
57.	57 Juan Gonzalez	So 392 Harvey (Thornton)	19:20.81	6:26.9
58.	58 Robert Zieba	So 372 Burbank (Reavis)	19:26.89	6:29.0
59.	59 Kyle Koval	So 651 Chicago (Mt. Carmel)	19:35.91	6:32.0
60.	60 Juan Salazar	Sr 374 Burbank (Reavis)	19:43.44	6:34.5
61.	61 Raevon McEntee	So 393 Harvey (Thornton)	20:11.67	6:43.9
62.	62 Deon Lyke	Sr 396 Harvey (Thornton)	21:49.78	7:16.6

Results by: John O'Hara

Copyright (c) 2015, All Rights Reserved



NEWS AND NOTES

RUNNERS OF THE WEEK: Sean Torpy, Tom Brennan
IHSA Sectional @Hinsdale— Katherine Legge Park
Saturday, October 31, 2015
40 degrees, constant rain, flooded creek, muddy

COACH'S COMMENTS:

What a terrible environment to race a sectional meet! Cold, rain, mud, hamstrings, lost phones, a river...Hinsdale! Fortunately, despite everything going ridiculously around us, we zeroed in and fought through the madness. This is a great thing: when DJ went gimpy, we responded and kept competing. Average runners and teams see a teammate struggling and think it's a sign of disaster and get negative and struggle. Tough runners and tough teams see a teammate struggle and get motivated and find a way to get it done for their team. Your world can be falling apart around you, but KEEP COMPETING! One thing that we definitely need to work on is our finish. Look at the statistic below the splits. There is no way we competed as hard as Sean did in the final 1200. :17 split to 1:00 in one mile? Take out DJ and we go from :20 to one minute. We can't allow that to happen. A :20 split will definitely work for us. 1:00? No. Let's make sure we finish strong next week. Now, I will say that our race strategy did not lend itself well to the conditions and course. I knew that but didn't care. I wanted us out there and out of trouble. In those conditions, going out hard will sap you for the end. Detweiller? You're good to roll. I also admit that we trained hard this week and I expected us to be a little sapped. All of those things should be in our favor this next week.

As for the race: **Sean Torpy** was phenomenal. He made it look easy. He's been running well when we've needed him most. He looked like he was out for a jog. **Max** and **Chris** were average but battled out there. They never quit. **Brandon** was phenomenal, especially the first 2.5 miles. Race like that next week and just close that out, BLukas! **Brennan** had a solid day after being out. He rallied for us and is just plain tough. **Skucas** was looking good through 1.5 but then struggled. We need him to rally back if he gets dropped from the pack. But Skucas has had some great performances and is an ace when he is rested and ready to go. He is a gamer and I trust him 100%. **DJ** is a warrior. I am quite certain he would have taken 2nd or 1st had he not gone down—he doesn't let sophomores beat him. But I know he'll continue to be a warrior and will be ready for Saturday at state. On the whole, I'd say we just needed to get that race knocked out in those conditions and throw it away like we did our tent tarps and move on. It was a wacky day in insane conditions with many variables that should not be a part of racing. We fought through it and came away with the victory against some great teams. Along with HC and LT, York and NV will challenge us but I know we are ready to take anyone down. We race best at Detweiller Park, there is no doubt about that. So let's move on from a wacky sectionals experience and get focused on a big effort this Saturday. We definitely accomplished one of our goals: someone certainly felt what gravity feels like! But in all seriousness, the best takeaway from the meet, including DJ's injury, is that your goals will never happen exactly the way you imagine them. The race next week will not happen exactly as you envision it. If Sean, for instance, was expecting Evertsen to be pushing hard mid race and for Sean to light him up in the final 400, well, that didn't unfold that way. If you expected to feed off Dylan and roll in together, well, that didn't happen. Likewise, next week if you expected Irwin Loud to be pushing up front...not going to happen. There are so many variables and uncontrollables that your ultimate goals never play out movie style. The great thing about that is there is relief in that: let go of trying to desperately cling to the way you imagine it and be okay with it being uncertain. Control the controllables. But I would like to ask you this: are we really Unbreakable and are we really willing to find a way—HBS--even if it takes 8 ways of getting there? Are we really ready to climb our third peak—CCY--the one that will be hardest? Or do we just like to make t-shirts? We'll certainly find out this Saturday. As I said last week: losers are the ones ready to lose. Be decisive and expect positive outcomes.

TIDBITS: >>Be sure you get enough rest; stay in routines>>Don't over eat >>wash hands >>Buca on Friday>>we'll be using the mini-bus this week every day—Daylight Savings is working against us!

WHAT'S NEXT: IHSA State Meet at Detweiller Park at 2:00 p.m.

Results:

1. **Sandburg—45** 2. Hinsdale Central—65 3. Lyons—74 4. DGS--133 5. DGN--134
 1. S Torpy 2:26—2:33/4:59—2:33/7:32—2:39/5:12/10:11—2:37/12:48—2:09/4:46 **14:57**
 6. C Torpy 2:27—2:33/5:00—2:35/7:35—2:44/5:19/10:19—2:45/13:04—2:21/5:06 **15:25**
 8. Lehnhardt 2:27—2:33/5:00—2:35/7:35—2:47/5:22/10:22—2:46/13:08—2:24/5:10 **15:32**
 12. Lukas 2:28—2:33/5:01—2:35/7:36—2:42/5:17/10:18—2:49/13:07—2:28/5:17 **15:35**
 18. Brennan 2:31—2:38/5:09—2:38/7:47—2:55/5:33/10:42—2:50/13:32—2:25/5:15 **15:57**
 19. Skucas 2:28—2:33/5:01—2:40/7:41—2:50/5:30/10:31—2:54/13:25—2:32/5:26 **15:57**
 33. Jacobs 2:27—2:33/5:00—2:34/7:34—2:54/5:28/10:28—3:07/13:35—2:39/5:46 **16:14**

*our split was way too large. We needed to finish and compete for the win as if we were in Sean's position. We had a :20 split (that includes taking out DJ) at 2 mile, :17 split with DJ. We had a minute split at 3 mile. How is that possible?

Place Progression:	1 mile	2 mile	Finish
S Torpy	1	1	1
C Torpy	5	6	6
Lehnhardt	6	9	8
Lukas	7	5	12
Brennan	19	21	18
Skucas	8	16	19

Time Trial:

- Laskero **15:22**
 Gleisner **15:36**
 Szymanski **15:57**
 P Sieczkowski **16:11**
 Foster **16:21**
 Marchese **16:46**
 R Sieczkowski **16:59**
 Calderon **17:46**
 N Carollo **17:55**



IHSA Sectional - Hinsdale Central

October 31, 2015

Results By River City Race Management

Overall Finish List - Boys

Boys Varsity

<u>O'all</u> <u>Place</u>	<u>Adj</u> <u>Place</u>	<u>Bib No</u>	<u>Name</u>	<u>Team</u>	<u>Time</u>	<u>Pace</u>
1	1	831	Sean Torpy	Orland Park (Sandburg)	14:57.39	4:59/M
2	2	774	Danny Kilrea	LaGrange (Lyons)	15:01.93	5:00/M
3	3	764	Blake Evertsen	Hinsdale (Central)	15:14.68	5:05/M
4	4	736	Alec Danner	Downers Grove (North)	15:16.49	5:05/M
5	5	722	Dan Santino	Chicago (St. Ignatius Col)	15:23.25	5:08/M
6	6	830	Chris Torpy	Orland Park (Sandburg)	15:25.36	5:08/M
7	7	775	Matt Begeman	LaGrange (Lyons)	15:27.31	5:09/M
8	8	824	Max Lehnhardt	Orland Park (Sandburg)	15:29.34	5:10/M
9	9	750	Jack LaLonde	Downers Grove (South)	15:32.24	5:11/M
10	10	772	Vince Zona	LaGrange (Lyons)	15:33.40	5:11/M
11	11	761	Chris Brenk	Hinsdale (Central)	15:34.72	5:11/M
12	12	826	Brandon Lukas	Orland Park (Sandburg)	15:35.43	5:12/M
13	13	832	Caleb Washington	Palos Heights (Shepard)	15:36.37	5:12/M
14	14	752	Stephen Pipilas	Downers Grove (South)	15:44.11	5:15/M
15	15	769	Ethan Planson	Hinsdale (Central)	15:44.12	5:15/M
16	16	767	Andrew Irvine	Hinsdale (Central)	15:49.21	5:16/M
17	17	773	Connor Madell	LaGrange (Lyons)	15:53.89	5:18/M
18	18	820	Tom Brennan	Orland Park (Sandburg)	15:57.37	5:19/M
19	19	828	Martin Skucas	Orland Park (Sandburg)	15:57.65	5:19/M
20	20	763	Ryan Doorhy	Hinsdale (Central)	15:58.91	5:19/M
21	21	859	Austin Brown	Plainfield (South)	16:01.48	5:20/M
22	22	833	Paul Milkus	Palos Heights (Shepard)	16:01.52	5:20/M
23	23	751	Max O'Meara	Downers Grove (South)	16:07.28	5:22/M
24	24	784	Kelly Crombie	Lisle (Benet Academy)	16:07.32	5:22/M
25	25	735	Nick Chudzik	Downers Grove (North)	16:08.03	5:23/M
26	26	748	Joey Eterno	Downers Grove (South)	16:11.23	5:24/M
27	27	766	Nathan Hill	Hinsdale (Central)	16:11.47	5:24/M
28	28	861	Hunter Dyer	Plainfield (South)	16:11.85	5:24/M
29	29	744	Jacob Ridderhoff	Downers Grove (North)	16:12.05	5:24/M
30	30	862	Andy Bhatia	Plainfield (South)	16:12.33	5:24/M
31	31	858	John Partee	Plainfield (South)	16:12.34	5:24/M
32	32	680	Eduardo Martinez	Berwyn-Cicero (Morton)	16:13.71	5:24/M
33	33	822	Dylan Jacobs	Orland Park (Sandburg)	16:14.62	5:25/M
34	34	734	Ryan Birkmeier	Downers Grove (North)	16:16.32	5:25/M
35	35	728	Michael OBroin	Chicago (St. Ignatius Col)	16:17.85	5:26/M
36	36	701	Jordi Rangel	Blue Island (Eisenhower)	16:18.29	5:26/M
37	37	786	William Engels	Lisle (Benet Academy)	16:19.10	5:26/M
38	38	779	Tim McCarthy	LaGrange (Lyons)	16:19.22	5:26/M
39	39	723	Vince Lewis	Chicago (St. Ignatius Col)	16:22.29	5:27/M
40	40	776	Alex Pall	LaGrange (Lyons)	16:22.83	5:27/M
41	41	681	Armando Arreola	Berwyn-Cicero (Morton)	16:24.46	5:28/M
42	42	742	Matt Moravec	Downers Grove (North)	16:25.85	5:28/M
43	43	834	Garrett White	Palos Heights (Shepard)	16:27.85	5:29/M
44	44	729	Lyndon Vickrey	Chicago (St. Ignatius Col)	16:27.91	5:29/M
45	45	863	Andrew Nunez	Plainfield (South)	16:27.96	5:29/M
46	46	724	Joe Amoruso	Chicago (St. Ignatius Col)	16:29.93	5:30/M
47	47	866	Andrew Holba	Plainfield (South)	16:30.81	5:30/M
48	(< 5)	758	Harry Osborne	Harvey (Thornton)	16:32.09	5:31/M
49	48	765	Sam Fathizadeh	Hinsdale (Central)	16:32.41	5:31/M
50	49	894	Marco Martinez	Villa Park (Willowbrook)	16:32.79	5:31/M
51	50	812	Steve Raybould	Oak Lawn (Community)	16:32.99	5:31/M
52	51	870	Ian Irvine	Romeoville (H.S.)	16:35.78	5:32/M
53	(< 5)	856	Emmanuel Angomas	Plainfield (East)	16:36.81	5:32/M
54	52	788	Matt Kowalczyk	Lisle (Benet Academy)	16:39.38	5:33/M
55	53	741	Sam McCool	Downers Grove (North)	16:41.20	5:34/M

56	54	844	Jared Tarantino	Palos Hills (Stagg)	16:43.64	5:34/M
57	55	683	Nathan Morrelly	Berwyn-Cicero (Morton)	16:43.68	5:34/M
58	56	874	Dan Ford	Romeoville (H.S.)	16:44.10	5:35/M
59	57	876	Zeke Cabanas	Romeoville (H.S.)	16:44.70	5:35/M
60	58	783	Dan Palmer	LaGrange (Lyons)	16:45.24	5:35/M
61	59	690	Jorge Rodriguez	Berwyn-Cicero (Morton)	16:46.16	5:35/M
62	60	864	Christian Knowlton	Plainfield (South)	16:46.23	5:35/M
63	61	757	Alan Zhou	Downers Grove (South)	16:46.69	5:35/M
64	62	809	Diego Arana	Oak Lawn (Community)	16:46.79	5:35/M
65	(< 5)	704	Bjorn Shroda	Bolingbrook	16:49.83	5:36/M
66	63	789	Zach Kowalczyk	Lisle (Benet Academy)	16:49.95	5:36/M
67	64	872	Justin Suits	Romeoville (H.S.)	16:50.85	5:37/M
68	(< 5)	707	Jonathan Behling	Burbank (Reavis)	16:50.95	5:37/M
69	65	801	Robert Elwood	Lockport (Twp.)	16:52.18	5:37/M
70	66	790	Connor O'Keefe	Lisle (Benet Academy)	16:52.19	5:37/M
71	67	835	Kevin Callahan	Palos Heights (Shepard)	16:53.74	5:38/M
72	68	885	Christian Delgado	Summit (Argo)	16:53.82	5:38/M
73	69	743	Robert Prescott	Downers Grove (North)	16:54.34	5:38/M
74	70	794	Cade Musich	Lockport (Twp.)	16:56.47	5:39/M
75	71	796	Jon Crosse	Lockport (Twp.)	16:56.52	5:39/M
76	72	792	Michael Welsh	Lisle (Benet Academy)	16:59.94	5:40/M
77	73	840	Kevin Courtney	Palos Heights (Shepard)	17:00.72	5:40/M
78	74	896	Matt Caron	Villa Park (Willowbrook)	17:02.95	5:41/M
79	75	753	Austin Rutkowski	Downers Grove (South)	17:06.88	5:42/M
80	76	785	Patrick Engels	Lisle (Benet Academy)	17:08.43	5:43/M
81	(< 5)	706	Caleb Robertson	Bolingbrook	17:08.78	5:43/M
82	(< 5)	705	Joshua Beyler	Bolingbrook	17:09.53	5:43/M
83	(< 5)	721	Conor Fagan	Chicago (Mt. Carmel)	17:10.36	5:43/M
84	77	902	Chris Turek	Villa Park (Willowbrook)	17:11.55	5:44/M
85	(< 5)	720	Brendan Jacobs	Chicago (Mt. Carmel)	17:13.12	5:44/M
86	78	845	Anthony Koncius	Palos Hills (Stagg)	17:16.88	5:45/M
87	79	755	Eddie Siuda	Downers Grove (South)	17:20.96	5:47/M
88	80	726	Christopher Jeske	Chicago (St. Ignatius Col	17:22.77	5:47/M
89	81	797	Marc Schelli	Lockport (Twp.)	17:23.54	5:48/M
90	82	882	Alvaro Barajas	Summit (Argo)	17:27.58	5:49/M
91	83	898	Henry Dahl	Villa Park (Willowbrook)	17:28.19	5:49/M
92	84	697	Gabriel Esparza	Blue Island (Eisenhower)	17:31.24	5:50/M
93	85	871	David Andrews	Romeoville (H.S.)	17:31.29	5:50/M
94	(< 5)	759	Allen Davis	Harvey (Thornton)	17:34.21	5:51/M
95	86	803	Lucas Czerwonka	Lockport (Twp.)	17:34.50	5:51/M
96	87	873	Carlos Ibanez	Romeoville (H.S.)	17:34.51	5:51/M
97	(< 5)	857	Tyler Kiska	Plainfield (East)	17:37.03	5:52/M
98	88	900	Michael Isaacson	Villa Park (Willowbrook)	17:38.89	5:53/M
99	89	798	Donovan Paske	Lockport (Twp.)	17:39.69	5:53/M
100	90	696	Josh English	Blue Island (Eisenhower)	17:42.76	5:54/M

O'all Place	Adj Place	Bib No	Name	Team	Time	Pace
101	91	841	Jose Beltran	Palos Heights (Shepard)	17:45.22	5:55/M
102	92	852	Pat Harper	Palos Hills (Stagg)	17:45.64	5:55/M
103	93	689	Armando Rodriguez	Berwyn-Cicero (Morton)	17:45.66	5:55/M
104	94	905	Jacob Christiansen	Villa Park (Willowbrook)	17:46.10	5:55/M
105	95	811	Ricky Lewandowski	Oak Lawn (Community)	17:48.08	5:56/M
106	96	837	Joey Iaquina	Palos Heights (Shepard)	17:48.28	5:56/M
107	97	849	Justin Hobart	Palos Hills (Stagg)	17:49.05	5:56/M
108	98	883	Ernan Cruz	Summit (Argo)	17:50.47	5:57/M
109	99	810	Brian Baldwin	Oak Lawn (Community)	17:50.55	5:57/M
110	100	889	Manuel Rangel	Summit (Argo)	17:50.55	5:57/M
111	101	795	Nathan Murray	Lockport (Twp.)	17:52.16	5:57/M
112	102	848	Khamis Suleiman	Palos Hills (Stagg)	17:54.19	5:58/M
113	103	816	Romello Williams	Oak Lawn (Community)	17:55.62	5:58/M
114	104	725	Jack Morgan	Chicago (St. Ignatius Col	17:56.04	5:59/M
115	105	714	Luis Jaramillo	Chicago (Curie)	17:56.70	5:59/M
116	106	711	Ivan Fernandez	Chicago (Curie)	17:57.19	5:59/M
117	107	712	Eduardo Gonzalez	Chicago (Curie)	17:57.49	5:59/M
118	108	847	Kyle Madura	Palos Hills (Stagg)	18:01.87	6:00/M
119	109	694	Nick Chapan	Blue Island (Eisenhower)	18:02.34	6:01/M
120	110	890	Adrian Starczowski	Summit (Argo)	18:02.55	6:01/M
121	111	815	Sergio Serna	Oak Lawn (Community)	18:05.26	6:02/M
122	112	875	Tony Vodicka	Romeoville (H.S.)	18:08.03	6:03/M
123	113	895	Casey King	Villa Park (Willowbrook)	18:11.79	6:04/M
124	114	887	Dan McGee	Summit (Argo)	18:12.17	6:04/M
125	115	884	Carlos Delatorre	Summit (Argo)	18:28.65	6:09/M
126	(< 5)	717	Andres Ortiz	Chicago (Hubbard)	18:32.30	6:11/M
127	116	703	Jesus Valadez	Blue Island (Eisenhower)	18:33.21	6:11/M
128	117	686	Colin Anderson	Berwyn-Cicero (Morton)	18:36.41	6:12/M

129	118	808	Chris Aherne	Oak Lawn (Community)	18:39.06	6:13/M
130	119	684	Beto Luna	Berwyn-Cicero (Morton)	18:39.56	6:13/M
131	(< 5)	806	Jeremiah Lewis	Maywood (Proviso East)	18:42.32	6:14/M
132	120	695	Alex Damien	Blue Island (Eisenhower)	18:48.17	6:16/M
133	121	850	Nate Haeflin	Palos Hills (Stagg)	19:12.82	6:24/M
134	122	702	Emanuel Rojas	Blue Island (Eisenhower)	19:28.12	6:29/M
135	(< 5)	807	Mario Valtierrez	Maywood (Proviso East)	19:49.36	6:36/M
136	123	716	Aldo Vaca	Chicago (Curie)	20:05.20	6:42/M
137	124	708	D'angelo Alanis	Chicago (Curie)	20:09.17	6:43/M
138	(< 5)	718	Jorge Martinez	Chicago (Hubbard)	20:14.61	6:45/M
139	(< 5)	719	Christian Espinoza	Chicago (Kelly)	20:22.68	6:47/M
140	125	709	Cortorian Causey	Chicago (Curie)	21:23.54	7:08/M
141	126	713	Benjamin Hugh	Chicago (Curie)	21:39.54	7:13/M

Team Summary Report - Boys

Boys Varsity

Place	Team	Top 5 Places	----- Finishers -----						
			1	2	3	4	5	6*	7*
1	Orland Park (Sandburg)	45	1	6	8	12	18	19	33
	Top 5 Times: 1:17:24.89								
2	Hinsdale (Central)	65	3	11	15	16	20	27	48
	Top 5 Times: 1:18:21.64								
3	LaGrange (Lyons)	74	2	7	10	17	38	40	58
	Top 5 Times: 1:18:15.75								
4	Downers Grove (South)	133	9	14	23	26	61	75	79
	Top 5 Times: 1:20:21.55								
5	Downers Grove (North)	134	4	25	29	34	42	53	69
	Top 5 Times: 1:20:18.74								
6	Plainfield (South)	155	21	28	30	31	45	47	60
	Top 5 Times: 1:21:05.96								
7	Chicago (St. Ignatius Col)	169	5	35	39	44	46	80	104
	Top 5 Times: 1:21:01.23								
8	Palos Heights (Shepard)	218	13	22	43	67	73	91	96
	Top 5 Times: 1:22:00.20								
9	Lisle (Benet Academy)	242	24	37	52	63	66	72	76
	Top 5 Times: 1:22:47.94								
10	Berwyn-Cicero (Morton)	280	32	41	55	59	93	117	119
	Top 5 Times: 1:23:53.67								
11	Romeoville (H.S.)	313	51	56	57	64	85	87	112
	Top 5 Times: 1:24:26.72								
12	Villa Park (Willowbrook)	371	49	74	77	83	88	94	113
	Top 5 Times: 1:25:54.37								
13	Lockport (Twp.)	373	65	70	71	81	86	89	101
	Top 5 Times: 1:25:43.21								
14	Oak Lawn (Community)	409	50	62	95	99	103	111	118
	Top 5 Times: 1:26:54.03								
15	Palos Hills (Stagg)	423	54	78	92	97	102	108	121
	Top 5 Times: 1:27:29.40								
16	Blue Island (Eisenhower)	435	36	84	90	109	116	120	122
	Top 5 Times: 1:28:07.84								
17	Summit (Argo)	458	68	82	98	100	110	114	115
	Top 5 Times: 1:28:04.97								
18	Chicago (Curie)	565	105	106	107	123	124	125	126

Top 5 Times: 1:34:05.75

Inc. Bolingbrook	3 finishers
Top 5 Times:	
Inc. Burbank (Reavis)	1 finishers
Top 5 Times:	
Inc. Chicago (Hubbard)	2 finishers
Top 5 Times:	
Inc. Plainfield (East)	2 finishers
Top 5 Times:	
Inc. Chicago (Kelly)	1 finishers
Top 5 Times:	
Inc. Chicago (Mt. Carmel)	2 finishers
Top 5 Times:	
Inc. Harvey (Thornton)	2 finishers
Top 5 Times:	
Inc. Maywood (Proviso East)	2 finishers
Top 5 Times:	

Detail Team Results - Boys

Boys Varsity

Orland Park (Sandburg) Finish Position - 1

Team Score (places): 45 Team Score (times): 1:17:24.89 Average Time: 15:28.98

<u>Place</u>	<u>Bib No</u>	<u>Name</u>	<u>Overall Place</u>	<u>Cum. Place</u>	<u>Time</u>	<u>Cum. Time</u>	<u>Time Back</u>
1	831	Sean Torpy	1	1	14:57.39	14:57.39	0:00.00
2	830	Chris Torpy	6	7	15:25.36	30:22.75	0:27.97
3	824	Max Lehnhardt	8	15	15:29.34	45:52.09	0:31.95
4	826	Brandon Lukas	12	27	15:35.43	1:01:27.52	0:38.04
5	820	Tom Brennan	18	45	15:57.37	1:17:24.89	0:59.98

Hinsdale (Central) Finish Position - 2

Team Score (places): 65 Team Score (times): 1:18:21.64 Average Time: 15:40.33

<u>Place</u>	<u>Bib No</u>	<u>Name</u>	<u>Overall Place</u>	<u>Cum. Place</u>	<u>Time</u>	<u>Cum. Time</u>	<u>Time Back</u>
1	764	Blake Evertsen	3	3	15:14.68	15:14.68	0:00.00
2	761	Chris Brenk	11	14	15:34.72	30:49.40	0:20.04
3	769	Ethan Planson	15	29	15:44.12	46:33.52	0:29.44
4	767	Andrew Irvine	16	45	15:49.21	1:02:22.73	0:34.53
5	763	Ryan Doorhy	20	65	15:58.91	1:18:21.64	0:44.23

LaGrange (Lyons) Finish Position - 3

Team Score (places): 74 Team Score (times): 1:18:15.75 Average Time: 15:39.15

<u>Place</u>	<u>Bib No</u>	<u>Name</u>	<u>Overall Place</u>	<u>Cum. Place</u>	<u>Time</u>	<u>Cum. Time</u>	<u>Time Back</u>
1	774	Danny Kilrea	2	2	15:01.93	15:01.93	0:00.00
2	775	Matt Begeman	7	9	15:27.31	30:29.24	0:25.38
3	772	Vince Zona	10	19	15:33.40	46:02.64	0:31.47
4	773	Connor Madell	17	36	15:53.89	1:01:56.53	0:51.96
5	779	Tim McCarthy	38	74	16:19.22	1:18:15.75	1:17.29

Downers Grove (South) Finish Position - 4

Team Score (places): 133 Team Score (times): 1:20:21.55 Average Time: 16:04.31

<u>Place</u>	<u>Bib No</u>	<u>Name</u>	<u>Overall Place</u>	<u>Cum. Place</u>	<u>Time</u>	<u>Cum. Time</u>	<u>Time Back</u>
1	750	Jack LaLonde	9	9	15:32.24	15:32.24	0:00.00
2	752	Stephen Pipilas	14	23	15:44.11	31:16.35	0:11.87
3	751	Max O'Meara	23	46	16:07.28	47:23.63	0:35.04
4	748	Joey Eterno	26	72	16:11.23	1:03:34.86	0:38.99
5	757	Alan Zhou	61	133	16:46.69	1:20:21.55	1:14.45

Downers Grove (North) Finish Position - 5

Team Score (places): 134 Team Score (times): 1:20:18.74 Average Time: 16:03.75

<u>Place</u>	<u>Bib No</u>	<u>Name</u>	<u>Overall Place</u>	<u>Cum. Place</u>	<u>Time</u>	<u>Cum. Time</u>	<u>Time Back</u>
1	736	Alec Danner	4	4	15:16.49	15:16.49	0:00.00
2	735	Nick Chudzik	25	29	16:08.03	31:24.52	0:51.54
3	744	Jacob Ridderhoff	29	58	16:12.05	47:36.57	0:55.56
4	734	Ryan Birkmeier	34	92	16:16.32	1:03:52.89	0:59.83
5	742	Matt Moravec	42	134	16:25.85	1:20:18.74	1:09.36

Plainfield (South) Finish Position - 6

Team Score (places): 155 Team Score (times): 1:21:05.96 Average Time: 16:13.19

<u>Place</u>	<u>Bib No</u>	<u>Name</u>	<u>Overall Place</u>	<u>Cum. Place</u>	<u>Time</u>	<u>Cum. Time</u>	<u>Time Back</u>
1	859	Austin Brown	21	21	16:01.48	16:01.48	0:00.00
2	861	Hunter Dyer	28	49	16:11.85	32:13.33	0:10.37
3	862	Andy Bhatia	30	79	16:12.33	48:25.66	0:10.85
4	858	John Partee	31	110	16:12.34	1:04:38.00	0:10.86
5	863	Andrew Nunez	45	155	16:27.96	1:21:05.96	0:26.48

Chicago (St. Ignatius Col) Finish Position - 7

Team Score (places): 169 Team Score (times): 1:21:01.23 Average Time: 16:12.25

<u>Place</u>	<u>Bib No</u>	<u>Name</u>	<u>Overall Place</u>	<u>Cum. Place</u>	<u>Time</u>	<u>Cum. Time</u>	<u>Time Back</u>
1	722	Dan Santino	5	5	15:23.25	15:23.25	0:00.00
2	728	Michael OBroin	35	40	16:17.85	31:41.10	0:54.60
3	723	Vince Lewis	39	79	16:22.29	48:03.39	0:59.04
4	729	Lyndon Vickrey	44	123	16:27.91	1:04:31.30	1:04.66
5	724	Joe Amoruso	46	169	16:29.93	1:21:01.23	1:06.68

Palos Heights (Shepard) Finish Position - 8

Team Score (places): 218 Team Score (times): 1:22:00.20 Average Time: 16:24.04

<u>Place</u>	<u>Bib No</u>	<u>Name</u>	<u>Overall Place</u>	<u>Cum. Place</u>	<u>Time</u>	<u>Cum. Time</u>	<u>Time Back</u>
1	832	Caleb Washington	13	13	15:36.37	15:36.37	0:00.00
2	833	Paul Milkus	22	35	16:01.52	31:37.89	0:25.15
3	834	Garrett White	43	78	16:27.85	48:05.74	0:51.48
4	835	Kevin Callahan	67	145	16:53.74	1:04:59.48	1:17.37
5	840	Kevin Courtney	73	218	17:00.72	1:22:00.20	1:24.35

Lisle (Benet Academy) Finish Position - 9

Team Score (places): 242 Team Score (times): 1:22:47.94 Average Time: 16:33.59

<u>Place</u>	<u>Bib No</u>	<u>Name</u>	<u>Overall Place</u>	<u>Cum. Place</u>	<u>Time</u>	<u>Cum. Time</u>	<u>Time Back</u>
1	784	Kelly Crombie	24	24	16:07.32	16:07.32	0:00.00
2	786	William Engels	37	61	16:19.10	32:26.42	0:11.78
3	788	Matt Kowalczyk	52	113	16:39.38	49:05.80	0:32.06
4	789	Zach Kowalczyk	63	176	16:49.95	1:05:55.75	0:42.63
5	790	Connor O'Keefe	66	242	16:52.19	1:22:47.94	0:44.87

Berwyn-Cicero (Morton) Finish Position - 10

Team Score (places): 280 Team Score (times): 1:23:53.67 Average Time: 16:46.73

<u>Place</u>	<u>Bib No</u>	<u>Name</u>	<u>Overall Place</u>	<u>Cum. Place</u>	<u>Time</u>	<u>Cum. Time</u>	<u>Time Back</u>
1	680	Eduardo Martinez	32	32	16:13.71	16:13.71	0:00.00
2	681	Armando Arreola	41	73	16:24.46	32:38.17	0:10.75
3	683	Nathan Morrelly	55	128	16:43.68	49:21.85	0:29.97
4	690	Jorge Rodriguez	59	187	16:46.16	1:06:08.01	0:32.45
5	689	Armando Rodriguez	93	280	17:45.66	1:23:53.67	1:31.95

Romeoville (H.S.) Finish Position - 11

Team Score (places): 313 Team Score (times): 1:24:26.72 Average Time: 16:53.34

<u>Place</u>	<u>Bib No</u>	<u>Name</u>	<u>Overall Place</u>	<u>Cum. Place</u>	<u>Time</u>	<u>Cum. Time</u>	<u>Time Back</u>
1	870	Ian Irvine	51	51	16:35.78	16:35.78	0:00.00
2	874	Dan Ford	56	107	16:44.10	33:19.88	0:08.32
3	876	Zeke Cabanas	57	164	16:44.70	50:04.58	0:08.92
4	872	Justin Suits	64	228	16:50.85	1:06:55.43	0:15.07
5	871	David Andrews	85	313	17:31.29	1:24:26.72	0:55.51

Villa Park (Willowbrook) Finish Position - 12

Team Score (places): 371 Team Score (times): 1:25:54.37 Average Time: 17:10.87

<u>Place</u>	<u>Bib No</u>	<u>Name</u>	<u>Overall Place</u>	<u>Cum. Place</u>	<u>Time</u>	<u>Cum. Time</u>	<u>Time Back</u>
1	894	Marco Martinez	49	49	16:32.79	16:32.79	0:00.00
2	896	Matt Caron	74	123	17:02.95	33:35.74	0:30.16
3	902	Chris Turek	77	200	17:11.55	50:47.29	0:38.76
4	898	Henry Dahl	83	283	17:28.19	1:08:15.48	0:55.40
5	900	Michael Isaacson	88	371	17:38.89	1:25:54.37	1:06.10

Lockport (Twp.) Finish Position - 13

Team Score (places): 373 Team Score (times): 1:25:43.21 Average Time: 17:08.64

<u>Place</u>	<u>Bib No</u>	<u>Name</u>	<u>Overall Place</u>	<u>Cum. Place</u>	<u>Time</u>	<u>Cum. Time</u>	<u>Time Back</u>
1	801	Robert Elwood	65	65	16:52.18	16:52.18	0:00.00
2	794	Cade Musich	70	135	16:56.47	33:48.65	0:04.29
3	796	Jon Crosse	71	206	16:56.52	50:45.17	0:04.34
4	797	Marc Schelli	81	287	17:23.54	1:08:08.71	0:31.36
5	803	Lucas Czerwonka	86	373	17:34.50	1:25:43.21	0:42.32

Oak Lawn (Community) Finish Position - 14

Team Score (places): 409 Team Score (times): 1:26:54.03 Average Time: 17:22.81

<u>Place</u>	<u>Bib No</u>	<u>Name</u>	<u>Overall Place</u>	<u>Cum. Place</u>	<u>Time</u>	<u>Cum. Time</u>	<u>Time Back</u>
1	812	Steve Raybould	50	50	16:32.99	16:32.99	0:00.00
2	809	Diego Arana	62	112	16:46.79	33:19.78	0:13.80
3	811	Ricky Lewandowski	95	207	17:48.08	51:07.86	1:15.09
4	810	Brian Baldwin	99	306	17:50.55	1:08:58.41	1:17.56
5	816	Romello Williams	103	409	17:55.62	1:26:54.03	1:22.63

Palos Hills (Stagg) Finish Position - 15

Team Score (places): 423 Team Score (times): 1:27:29.40 Average Time: 17:29.88

<u>Place</u>	<u>Bib No</u>	<u>Name</u>	<u>Overall Place</u>	<u>Cum. Place</u>	<u>Time</u>	<u>Cum. Time</u>	<u>Time Back</u>
1	844	Jared Tarantino	54	54	16:43.64	16:43.64	0:00.00
2	845	Anthony Koncius	78	132	17:16.88	34:00.52	0:33.24
3	852	Pat Harper	92	224	17:45.64	51:46.16	1:02.00
4	849	Justin Hobart	97	321	17:49.05	1:09:35.21	1:05.41
5	848	Khamis Suleiman	102	423	17:54.19	1:27:29.40	1:10.55

Boys Cross Country Class 3A State Final Results — 2015-16

* Last updated at 3:50 pm on Saturday, November 7, 2015

 [Print this page](#)

Team Results

ILLINOIS HIGH SCHOOL ASSOCIATION
State Cross Country Championships
Boys 3A - November 7, 2015
Team Scores

Place	Score	SCHOOL	(Total, Average, Pack Times)
1.	79	Orland Park (Sandburg)	(1:13:35, 14:42.99, 0:33)
	3 12 14 22 28 (55) (76)	Sean Torpy, Max Lehnhardt, Chris Torpy, Brandon Lukas, Tom Brennan, Martin Skucas, Dan Laskero	
2.	118	LaGrange (Lyons)	(1:14:09, 14:49.68, 0:49)
	6 9 21 24 58 (73) (140)	Vince Zona, Danny Kilrea, Connor Madell, Matt Begeman, Alex Pall, Tim McCarthy, Roland Van Tassel	
3.	171	Naperville (Neuqua Valley)	(1:15:09, 15:01.67, 0:13)
	25 30 35 37 44 (48) (54)	Scott Anderson, Matt Milostan, Caleb Ferguson, Jake McEneaney, Aidan Livingston, Jackson Jett, Dominic Dina	
4.	171	Elmhurst (York)	(1:14:46, 14:57.05, 1:02)
	2 20 33 46 70 (78) (131)	Charlie Kern Jr., Max Denning, Robert Tomaska, Jon May, Sean MacGregor, Jackson Bode, Tom Devereux	
5.	207	Lake Zurich	(1:14:50, 14:57.85, 1:22)
	5 7 18 59 118 (142) (148)	Matt Pereira, Brian Griffith, Kyle Griffith, Patrick Burns, Matt Milner, Nate Quinn, Eric Metzger	
6.	223	Buffalo Grove	(1:15:18, 15:03.50, 1:13)
	1 29 39 63 91 (134) (141)	Kevin Salvano, Tom Cleary, Mitchell Guittar, Josh Hellyer, Arturo Bautista, Jack Lenard, Evan Schmidt	
7.	230	Mt. Prospect (Prospect)	(1:15:47, 15:09.21, 0:25)
	23 45 50 51 61 (77) (104)	Karson LeComte, Matt Cozine, Max Crowninshield, Sean Sanaghan, Luke Filipic, Jack O'Donnell, Jack Terry	
8.	232	Chicago (Whitney Young)	(1:15:26, 15:05.11, 1:05)
	11 19 43 57 102 (112) (138)	Clayton Mendez, Sam Wischnewsky, Keduse Worku, Ryan Wangman,	

Charles Sandberg, Anthony Tuman, Evan Radomski

9. 268 Hinsdale (Central) (1:15:48, 15:09.43, 1:06)
4 31 65 81 87 (124) (129)
Blake Evertsen, Chris Brenk, Ryan Doorhy, Ethan Planson,
Sam Fathizadeh, Andrew Irvine, Nathan Hill
10. 280 Winnetka (New Trier) (1:16:04, 15:12.73, 0:48)
13 38 64 82 83 (119) (155)
Josh Derrick, Warren Blood, Alex Burck, Patrick Norrick,
Jack Litowitz, Ted Oh, Will Taylor
11. 320 St. Charles (East) (1:16:40, 15:19.85, 0:29)
42 53 56 75 94 (113) (139)
Mike Gerkin, Mark Scieurba, Brett Izzo, Anthony Zilla, Jack Rzpecki,
Jake Beno, Dan Werner
12. 378 Downers Grove (South) (1:17:02, 15:24.37, 1:14)
15 32 96 109 126 (132) (143)
Jack LaLonde, Stephen Pipilas, Joey Eterno, Max O'Meara, Alan Zhou,
Austin Rutkowski, Eddie Siuda
13. 382 Park Ridge (Maine South) (1:17:08, 15:25.56, 0:58)
26 36 93 105 122 (151) (168)
Brian Sodaro, Ralph Patejunas, Brian Shanahan, Zack Fishman,
Brandon Christopher, Ray Sutschek, Jake Mellema
14. 384 Aurora (Marmion Academy) (1:17:22, 15:28.27, 1:06)
40 60 68 72 144 (162) (171)
Michael Ronzone, Andrew Burroughs, Charlie Zimmer, Christian Surtz,
Jimmy Milder, Sean Galle, Andrew Lifka
15. 396 Lansing (Illiana Christian) (1:17:13, 15:26.42, 1:44)
8 52 74 108 154 (156) (174)
Colin DeYoung, Austin Ohm, Nick Wondaal, Derek Van Prooyen,
Ryan Koontz, Jacob Thompson, Luke Boss
16. 397 Minooka (1:17:08, 15:25.55, 1:14)
10 71 90 110 116 (147) (157)
Soren Knudsen, Miguel Lomeli, Justin Tutt, Jack Sullivan,
Cody Hoshell, Jordan Freese, Ethan Milles
17. 403 Downers Grove (North) (1:17:14, 15:26.63, 1:12)
17 67 97 99 123 (153) (164)
Alec Danner, Jacob Ridderhoff, Ryan Birkmeier, Nick Chudzik,
Andrew Marek, Sam McCool, Matt Moravec
18. 409 Plainfield (North) (1:17:22, 15:28.37, 0:45)
27 80 98 101 103 (127) (150)
Jack Sebok, Brendan McGath, Omar Paramo, James Suchy, Ethan Prior,
Ben Otstott, Walker Wells
19. 418 McHenry (1:17:30, 15:29.89, 1:40)
16 34 84 125 159 (165) (172)
Michael Hahndorf, Tyler Lay, Jacob DeWitt, Andrew Pilat,
Cole Overbey, Tyler Prickett, Dylan Qualls

- 20. 461 Frankfort (Lincoln-Way North) (1:17:59, 15:35.79, 0:50)
 47 49 115 120 130 (167) (169)
 Noah Healy, Demetri Panici, Mark Harris, Kyle Bechtold, Mike Trost,
 John Chomiak, Ryan Belavich

- 21. 483 O'Fallon (H.S.) (1:18:09, 15:37.67, 0:39)
 69 86 92 100 136 (149) (158)
 Joey Black, Christophe Conrad, Kyle Dismukes, Will VanAlstine,
 Alex Harrison, Joshua Kolb, Zion Ward

- 22. 500 Hoffman Estates (H.S.) (1:18:29, 15:41.66, 1:15)
 41 79 106 114 160 (166)
 Shiv Patel, Jack Worman, Alex Makrounis, Nathan Otto,
 Ryan Greenwalt, Shreekar Patel

- 23. 504 Naperville (Central) (1:18:23, 15:40.49, 0:41)
 62 89 107 111 135 (145) (161)
 John Manos, Tommy Chavez, Mark Kouchoukos, Tyler Hampton,
 Thomas Shilgalis, Josh Toby, Adam Balutowski

- 24. 513 Wheaton (North) (1:18:25, 15:40.92, 0:29)
 85 88 95 117 128 (137) (163)
 Alex Frank, Justin Ostrem, Matthew Beckerman, Jordan Hennings,
 T.J. Watson, Kevin Riley, Ryan Almer

- 25. 618 Joliet (Central) (1:19:43, 15:56.48, 0:55)
 66 121 133 146 152 (170) (173)
 Raul Rosendo, Andre Martinez, Vicente Moreno, David Carter,
 Oscar Tejada, Nick Rios, Francisco Saenz

ILLINOIS HIGH SCHOOL ASSOCIATION
 State Cross Country Championships
 Boys 3A - November 7, 2015

Place	TmPl	NAME	SCHOOL	YEAR	TIME	Pace
1.	1	Kevin Salvano	Buffalo Grove	Sr	14:20	4:46.7
2.	2	Charlie Kern Jr.	Elmhurst (York)	So	14:22	4:47.4
3.	3	Sean Torpy	Orland Park (Sandburg)	Sr	14:25	4:48.3
4.	4	Blake Evertsen	Hinsdale (Central)	Jr	14:26	4:48.5
5.	5	Matt Pereira	Lake Zurich	Jr	14:29	4:49.5
6.	6	Vince Zona	LaGrange (Lyons)	Jr	14:30	4:49.8
7.	7	Brian Griffith	Lake Zurich	Jr	14:30	4:50.0
8.	<5	Dustin Macuiba	Gurnee (Warren)	Sr	14:33	4:50.8
9.	8	Colin DeYoung	Lansing (Illiana Christian)	Sr	14:34	4:51.2
10.	9	Danny Kilrea	LaGrange (Lyons)	So	14:35	4:51.7
11.	10	Soren Knudsen	Minooka	Jr	14:36	4:52.0
12.	11	Clayton Mendez	Chicago (Whitney Young)	So	14:37	4:52.1
13.	12	Max Lehnhardt	Orland Park (Sandburg)	Sr	14:39	4:52.7
14.	<5	Brett Davidson	Highland Park	Sr	14:40	4:53.4
15.	13	Josh Derrick	Winnetka (New Trier)	Sr	14:42	4:53.7
16.	14	Chris Torpy	Orland Park (Sandburg)	Sr	14:42	4:53.8
17.	15	Jack LaLonde	Downers Grove (South)	Sr	14:42	4:54.0
18.	16	Michael Hahndorf	McHenry	Sr	14:43	4:54.1
19.	17	Alec Danner	Downers Grove (North)	Jr	14:43	4:54.2
20.	<5	Keagan Smith	Huntley	Sr	14:44	4:54.5
21.	18	Kyle Griffith	Lake Zurich	Jr	14:44	4:54.6
22.	<5	Mark Myers	Lake Forest (H.S.)	Sr	14:44	4:54.7

23.	19	Sam Wischnewsy	Chicago (Whitney Young)	Sr	14:45	4:54.7
24.	<5	Dan Santino	Chicago (St. Ignatius College)	Sr	14:45	4:54.9
25.	<5	Justin Loquercio	Wheeling	Sr	14:46	4:55.1
26.	<5	Caleb Washington	Palos Heights (Shepard)	Jr	14:48	4:56.0
27.	20	Max Denning	Elmhurst (York)	Sr	14:49	4:56.3
28.	<5	Jonathon Prus	Crystal Lake (South)	Jr	14:51	4:56.9
29.	21	Connor Madell	LaGrange (Lyons)	Sr	14:52	4:57.3
30.	<5	Seth Conroy	Huntley	Sr	14:54	4:57.8
31.	22	Brandon Lukas	Orland Park (Sandburg)	Sr	14:54	4:58.0
32.	23	Karson LeComte	Mt. Prospect (Prospect)	Sr	14:55	4:58.1
33.	24	Matt Begeman	LaGrange (Lyons)	Sr	14:55	4:58.4
34.	25	Scott Anderson	Naperville (Neuqua Valley)	Jr	14:56	4:58.4
35.	26	Brian Sodaro	Park Ridge (Maine South)	Sr	14:56	4:58.6
36.	27	Jack Sebok	Plainfield (North)	Sr	14:57	4:58.8
37.	<5	Martin Barr	Skokie (Niles North)	Sr	14:57	4:58.8
38.	28	Tom Brennan	Orland Park (Sandburg)	Sr	14:58	4:59.1
39.	29	Tom Cleary	Buffalo Grove	Sr	15:01	5:00.1
40.	30	Matt Milostan	Naperville (Neuqua Valley)	Jr	15:01	5:00.2
41.	31	Chris Brenk	Hinsdale (Central)	Sr	15:02	5:00.4
42.	32	Stephen Pipilas	Downers Grove (South)	So	15:02	5:00.5
43.	33	Robert Tomaska	Elmhurst (York)	Sr	15:02	5:00.7
44.	34	Tyler Lay	McHenry	Sr	15:02	5:00.7
45.	35	Caleb Ferguson	Naperville (Neuqua Valley)	Sr	15:02	5:00.7
46.	36	Ralph Patejunas	Park Ridge (Maine South)	Sr	15:03	5:00.8
47.	37	Jake McEneaney	Naperville (Neuqua Valley)	Jr	15:03	5:01.0
48.	38	Warren Blood	Winnetka (New Trier)	Jr	15:05	5:01.5
49.	39	Mitchell Guittar	Buffalo Grove	So	15:05	5:01.7
50.	40	Michael Ronzone	Aurora (Marmion Academy)	So	15:06	5:01.8
51.	<5	Mike Grocholski	Huntley	Sr	15:07	5:02.1
52.	41	Shiv Patel	Hoffman Estates (H.S.)	Sr	15:08	5:02.5
53.	42	Mike Gerkin	St. Charles (East)	Sr	15:08	5:02.6
54.	43	Keduse Worku	Chicago (Whitney Young)	Jr	15:08	5:02.6
55.	44	Aidan Livingston	Naperville (Neuqua Valley)	Sr	15:08	5:02.7
56.	45	Matt Cozine	Mt. Prospect (Prospect)	Sr	15:09	5:02.8
57.	46	Jon May	Elmhurst (York)	Sr	15:09	5:03.0
58.	<5	Alex Ratkovich	Cary (C.-Grove)	Jr	15:09	5:03.0
59.	47	Noah Healy	Frankfort (Lincoln-Way North)	Jr	15:10	5:03.1
60.	48	Jackson Jett	Naperville (Neuqua Valley)	Jr	15:10	5:03.2
61.	49	Demetri Panici	Frankfort (Lincoln-Way North)	Sr	15:11	5:03.7
62.	<5	Bennett Peterson	Oswego (H.S.)	Jr	15:12	5:03.7
63.	<5	Danny Rosen	Chicago (Northside)	Sr	15:12	5:04.0
64.	50	Max Crowninshield	Mt. Prospect (Prospect)	Sr	15:13	5:04.3
65.	51	Sean Sanaghan	Mt. Prospect (Prospect)	Jr	15:13	5:04.3
66.	52	Austin Ohm	Lansing (Illiana Christian)	So	15:13	5:04.3
67.	53	Mark Scieurba	St. Charles (East)	Sr	15:13	5:04.4
68.	54	Dominic Dina	Naperville (Neuqua Valley)	Sr	15:14	5:04.7
69.	55	Martin Skucas	Orland Park (Sandburg)	Jr	15:15	5:04.9
70.	56	Brett Izzo	St. Charles (East)	Sr	15:18	5:05.7
71.	57	Ryan Wangman	Chicago (Whitney Young)	Sr	15:18	5:05.8
72.	58	Alex Pall	LaGrange (Lyons)	Jr	15:18	5:05.9
73.	59	Patrick Burns	Lake Zurich	So	15:18	5:06.0
74.	60	Andrew Burroughs	Aurora (Marmion Academy)	Sr	15:19	5:06.1
75.	61	Luke Filipic	Mt. Prospect (Prospect)	Sr	15:19	5:06.1
76.	62	John Manos	Naperville (Central)	Sr	15:20	5:06.6
77.	<5	Kimathi Johnson	Oak Park (O.P.-River Forest)	Sr	15:20	5:06.7
78.	63	Josh Hellyer	Buffalo Grove	Jr	15:21	5:06.8
79.	64	Alex Burck	Winnetka (New Trier)	Sr	15:21	5:07.0

80.	65	Ryan Doorhy	Hinsdale (Central)	Jr	15:22	5:07.3
81.	66	Raul Rosendo	Joliet (Central)	Sr	15:22	5:07.3
82.	67	Jacob Ridderhoff	Downers Grove (North)	So	15:23	5:07.4
83.	68	Charlie Zimmer	Aurora (Marmion Academy)	Jr	15:23	5:07.7
84.	69	Joey Black	O'Fallon (H.S.)	Jr	15:24	5:07.8
85.	<5	Paul Milkus	Palos Heights (Shepard)	Jr	15:24	5:07.9
86.	70	Sean MacGregor	Elmhurst (York)	So	15:24	5:08.0
87.	71	Miguel Lomeli	Minooka	Sr	15:25	5:08.2
88.	72	Christian Surtz	Aurora (Marmion Academy)	Sr	15:25	5:08.3
89.	73	Tim McCarthy	LaGrange (Lyons)	Sr	15:25	5:08.3
90.	74	Nick Wondaal	Lansing (Illiana Christian)	Sr	15:25	5:08.3
91.	<5	Conor Perreault	Skokie (Niles North)	So	15:25	5:08.3
92.	<5	Austin Brown	Plainfield (South)	Sr	15:26	5:08.4
93.	75	Anthony Zilla	St. Charles (East)	Jr	15:26	5:08.6
94.	76	Dan Laskero	Orland Park (Sandburg)	Sr	15:26	5:08.7
95.	77	Jack O'Donnell	Mt. Prospect (Prospect)	Jr	15:27	5:08.9
96.	78	Jackson Bode	Elmhurst (York)	So	15:28	5:09.1
97.	<5	Andrew O'Keefe	Granite City	Fr	15:28	5:09.1
98.	79	Jack Worman	Hoffman Estates (H.S.)	Jr	15:28	5:09.1
99.	<5	David Galvan	Aurora (East)	Sr	15:28	5:09.3
100.	80	Brendan McGath	Plainfield (North)	Sr	15:29	5:09.5
101.	81	Ethan Planson	Hinsdale (Central)	Jr	15:29	5:09.5
102.	82	Patrick Norrick	Winnetka (New Trier)	So	15:29	5:09.6
103.	83	Jack Litowitz	Winnetka (New Trier)	Sr	15:29	5:09.7
104.	<5	Emerson King	Naperville (North)	Jr	15:30	5:09.8
105.	84	Jacob DeWitt	McHenry	Jr	15:30	5:09.9
106.	85	Alex Frank	Wheaton (North)	Sr	15:30	5:09.9
107.	<5	Hunter Dyer	Plainfield (South)	Sr	15:30	5:09.9
108.	86	Christophe Conrad	O'Fallon (H.S.)	Jr	15:31	5:10.0
109.	87	Sam Fathizadeh	Hinsdale (Central)	Jr	15:31	5:10.2
110.	88	Justin Ostrem	Wheaton (North)	So	15:32	5:10.5
111.	89	Tommy Chavez	Naperville (Central)	Jr	15:32	5:10.6
112.	90	Justin Tutt	Minooka	Jr	15:32	5:10.6
113.	91	Arturo Bautista	Buffalo Grove	Jr	15:33	5:10.7
114.	<5	Dalton Martin	East Moline (United)	So	15:34	5:11.1
115.	<5	Henry Harper	Oak Park (O.P.-River Forest)	Sr	15:34	5:11.3
116.	92	Kyle Dismukes	O'Fallon (H.S.)	Fr	15:35	5:11.7
117.	93	Brian Shanahan	Park Ridge (Maine South)	Jr	15:36	5:11.7
118.	<5	Colin Kirkham	Roselle (Lake Park)	So	15:36	5:11.8
119.	94	Jack Rzpecki	St. Charles (East)	Sr	15:37	5:12.0
120.	95	Matthew Beckerman	Wheaton (North)	Sr	15:37	5:12.2
121.	96	Joey Eterno	Downers Grove (South)	Sr	15:37	5:12.3
122.	97	Ryan Birkmeier	Downers Grove (North)	So	15:38	5:12.4
123.	98	Omar Paramo	Plainfield (North)	So	15:38	5:12.5
124.	<5	Andy Bhatia	Plainfield (South)	Sr	15:38	5:12.6
125.	99	Nick Chudzik	Downers Grove (North)	So	15:38	5:12.6
126.	100	Will VanAlstine	O'Fallon (H.S.)	Fr	15:39	5:12.8
127.	101	James Suchy	Plainfield (North)	Jr	15:40	5:13.3
128.	102	Charles Sandberg	Chicago (Whitney Young)	Sr	15:41	5:13.4
129.	103	Ethan Prior	Plainfield (North)	So	15:41	5:13.4
130.	104	Jack Terry	Mt. Prospect (Prospect)	So	15:41	5:13.6
131.	<5	Mario Scarcelli	Joliet (West)	Sr	15:41	5:13.7
132.	<5	Dylan Zangri	Oswego (East)	Jr	15:42	5:13.9
133.	105	Zack Fishman	Park Ridge (Maine South)	Sr	15:42	5:14.0
134.	106	Alex Makrounis	Hoffman Estates (H.S.)	Jr	15:44	5:14.4
135.	107	Mark Kouchoukos	Naperville (Central)	Sr	15:44	5:14.6
136.	108	Derek Van Prooyen	Lansing (Illiana Christian)	So	15:45	5:14.8

137.	<5 Lenny Bauman	Bradley (B.-Bourbonnais)	Jr	15:45	5:14.8
138.	109 Max O'Meara	Downers Grove (South)	Sr	15:47	5:15.6
139.	110 Jack Sullivan	Minooka	Jr	15:47	5:15.6
140.	111 Tyler Hampton	Naperville (Central)	Sr	15:48	5:16.0
141.	112 Anthony Tuman	Chicago (Whitney Young)	Jr	15:48	5:16.0
142.	113 Jake Beno	St. Charles (East)	Jr	15:49	5:16.1
143.	114 Nathan Otto	Hoffman Estates (H.S.)	Sr	15:49	5:16.2
144.	115 Mark Harris	Frankfort (Lincoln-Way North)	Sr	15:49	5:16.3
145.	116 Cody Hoshell	Minooka	So	15:50	5:16.4
146.	117 Jordan Hennings	Wheaton (North)	Sr	15:50	5:16.5
147.	118 Matt Milner	Lake Zurich	Sr	15:50	5:16.6
148.	119 Ted Oh	Winnetka (New Trier)	Sr	15:51	5:16.9
149.	120 Kyle Bechtold	Frankfort (Lincoln-Way North)	Sr	15:52	5:17.3
150.	121 Andre Martinez	Joliet (Central)	Jr	15:52	5:17.3
151.	<5 Nathan Coppens	New Lenox (Lincoln-Way Central)	Sr	15:54	5:17.7
152.	122 Brandon Christopher	Park Ridge (Maine South)	So	15:54	5:17.8
153.	123 Andrew Marek	Downers Grove (North)	Jr	15:54	5:18.0
154.	124 Andrew Irvine	Hinsdale (Central)	Sr	15:54	5:18.0
155.	125 Andrew Pilat	McHenry	So	15:55	5:18.1
156.	126 Alan Zhou	Downers Grove (South)	Sr	15:56	5:18.4
157.	127 Ben Otstott	Plainfield (North)	So	15:56	5:18.5
158.	128 T.J. Watson	Wheaton (North)	Jr	15:58	5:19.4
159.	129 Nathan Hill	Hinsdale (Central)	Sr	15:59	5:19.5
160.	130 Mike Trost	Frankfort (Lincoln-Way North)	So	15:59	5:19.5
161.	131 Tom Devereux	Elmhurst (York)	Sr	16:00	5:19.7
162.	132 Austin Rutkowski	Downers Grove (South)	Sr	16:00	5:19.7
163.	<5 Timothy Knobloch	Moline (H.S.)	Sr	16:00	5:19.8
164.	133 Vicente Moreno	Joliet (Central)	Sr	16:00	5:19.8
165.	134 Jack Lenard	Buffalo Grove	Sr	16:00	5:19.9
166.	135 Thomas Shilgalis	Naperville (Central)	Fr	16:00	5:20.0
167.	136 Alex Harrison	O'Fallon (H.S.)	Sr	16:02	5:20.6
168.	137 Kevin Riley	Wheaton (North)	So	16:03	5:20.7
169.	138 Evan Radomski	Chicago (Whitney Young)	Jr	16:04	5:21.3
170.	139 Dan Werner	St. Charles (East)	Jr	16:05	5:21.6
171.	140 Roland Van Tassel	LaGrange (Lyons)	Jr	16:07	5:22.2
172.	<5 Kelly Crombie	Lisle (Benet Academy)	Sr	16:07	5:22.3
173.	141 Evan Schmidt	Buffalo Grove	Sr	16:08	5:22.4
174.	142 Nate Quinn	Lake Zurich	Sr	16:08	5:22.6
175.	143 Eddie Siuda	Downers Grove (South)	Fr	16:09	5:22.7
176.	144 Jimmy Milder	Aurora (Marmion Academy)	Jr	16:11	5:23.5
177.	145 Josh Toby	Naperville (Central)	Sr	16:12	5:24.0
178.	146 David Carter	Joliet (Central)	Sr	16:13	5:24.3
179.	147 Jordan Freese	Minooka	Fr	16:14	5:24.5
180.	<5 Kyle Riege	East Moline (United)	Sr	16:14	5:24.6
181.	148 Eric Metzger	Lake Zurich	So	16:16	5:25.2
182.	149 Joshua Kolb	O'Fallon (H.S.)	Sr	16:16	5:25.3
183.	150 Walker Wells	Plainfield (North)	Jr	16:17	5:25.4
184.	151 Ray Sutschek	Park Ridge (Maine South)	Sr	16:17	5:25.5
185.	152 Oscar Tejada	Joliet (Central)	So	16:17	5:25.6
186.	153 Sam McCool	Downers Grove (North)	So	16:17	5:25.6
187.	154 Ryan Koontz	Lansing (Illiana Christian)	Jr	16:17	5:25.7
188.	155 Will Taylor	Winnetka (New Trier)	Sr	16:18	5:25.7
189.	156 Jacob Thompson	Lansing (Illiana Christian)	Jr	16:18	5:26.0
190.	157 Ethan Milles	Minooka	Sr	16:19	5:26.2
191.	158 Zion Ward	O'Fallon (H.S.)	Jr	16:21	5:26.8
192.	159 Cole Overbey	McHenry	Jr	16:22	5:27.2
193.	160 Ryan Greenwalt	Hoffman Estates (H.S.)	Jr	16:23	5:27.4

194.	161	Adam Balutowski	Naperville (Central)	So	16:23	5:27.7
195.	162	Sean Galle	Aurora (Marmion Academy)	So	16:24	5:28.0
196.	163	Ryan Almer	Wheaton (North)	Sr	16:25	5:28.3
197.	164	Matt Moravec	Downers Grove (North)	So	16:26	5:28.6
198.	165	Tyler Prickett	McHenry	Fr	16:26	5:28.6
199.	166	Shreekar Patel	Hoffman Estates (H.S.)	So	16:37	5:32.3
200.	167	John Chomiak	Frankfort (Lincoln-Way North)	Sr	16:42	5:33.8
201.	168	Jake Mellema	Park Ridge (Maine South)	So	16:44	5:34.5
202.	169	Ryan Belavich	Frankfort (Lincoln-Way North)	Sr	16:44	5:34.5
203.	170	Nick Rios	Joliet (Central)	So	16:49	5:36.1
204.	171	Andrew Lifka	Aurora (Marmion Academy)	Jr	16:54	5:38.0
205.	172	Dylan Qualls	McHenry	Fr	17:07	5:42.2
206.	173	Francisco Saenz	Joliet (Central)	Sr	17:08	5:42.4
207.	174	Luke Boss	Lansing (Illiana Christian)	Sr	17:25	5:48.1

207 records processed.



NEWS AND NOTES

IHSA State Meet

Saturday, Nov 7, 2015

54 degrees, sunny, some wind

COACH'S COMMENTS:

The dream is realized. I know how much you all put into this accomplishment. Having high expectations, believing in great things within yourself and your teammates, having a passion for the team and the school, all of these things are what fuel us, yet they also create a paradox: anything less than the highest achievement is a disappointment. It's the price of greatness. The alternative is to be disbelieving, to lack passion, to have lower standards. Certainly after last year the loss of Dylan and the less than 100% Tommy and Martin could have raised some doubts and reignited the sense of the possibility of falling short. But I never for a second saw that in anyone on this team. The responses after sectionals in race reflections and conversation was that we were going to get it done no matter what it took. No other option. And after facing the biggest adversity of the entire season, we got it done. We did it against the strongest programs in their strongest years: Neaqua Valley in a year they ran their second fastest time ever by mid-season, Lyons with their fastest team of all time, York with six returners including their best freshman of all time, and Hinsdale with two returning all-staters and more after riding the confidence of two state titles in a row. This wasn't just an average year in Illinois. You beat the best at their best.

When the gun went off there was one thing I knew for certain: we wouldn't be out too slow. I considered telling you guys before the race to make sure it isn't too fast, but I thought, "No, let's just go for it. No concepts about holding back." Sure enough, there you were with six guys at the front of the pack at 800 and rolling. **Brandon Lukas** went ahead and took the lead and didn't hesitate. What guts! We went blazing through 800 in about 2:09-2:11 and were off and running. We certainly put ourselves in a position to have to hurt badly for our goals. As things unfolded, I had in the back of my head the possibility of that 800 coming back and biting us at the end of the race. I had a wait until the north loop to see how things progressed. Sure enough, there we were, still in the thick of things, although certainly not looking like we did at 800 meter. **Sean Torpy** was up with the front runners, but there was a lot of traffic. Soon after **Max Lehnardt**, **Brandon Lukas** and **Chris Torpy** were rolling in the top 15. Our first objective of three in the top 15 was being achieved with an extra guy in tow. We were in good position. Where was our five? We needed to close the backdoor. The wait wouldn't be long as **Tommy Brennan** and **Martin Skucas** were within :10 of our fourth. With four guys in the top 15 and a :08 gap to our fifth, it seemed illogical that anyone was running with us at this point. **Danny Laskero** seemed disconnected. I was hoping his slower opening would yield a second half comeback. But other than Laskero, everyone was totally maxed out with a blazing opening. The only question remained through 1.5: we had committed fully to the task, we risked everything, could we have the desire to hurt for 8:00 and fight off the challengers? I jetted around the trees to the 1.75 and Sean was right in the front pack, hanging in there. Max and Chris kept fighting and Brandon was right there too. A quarter mile hadn't changed things. Tommy and Martin were in strong positions. I yelled to them that we were winning but we needed a fifth to step up. Laskero looked to be fighting but off the back, yet every time I saw him key guys were right there from other schools. He could tack on points to their score. The boys headed up the legendary 500 meter straightaway and uphill a second to last time, passing two miles in tough positions.

Then my wait came.

At state, with the crowd, it is impossible to see what is happening at the top of the course when you are on the bottom. I just stared at the stop watch, willing the time to pass before even a remotely possible split was appearing for the 2.5. I had a choice—wait at the 2.5 and yell with the rest of the crowd, which probably wouldn't be heard and race to the finish, or go to the corner where almost no one stood. I went to the corner. Sean passed by in 2nd...wow. What a war he was waging. Soon after Max and Chris in the top 15. We were getting it done. The three guys looked like they'd just put themselves through hell. I told them we were winning and to finish it. Next Brandon came by around 30th and he was laboring. And this was the moment. With three guys in the top 15, a really low stick with Sean, Brandon in 30th, where was our fifth? I turned and immediately there he was: the guy who started this whole journey as a 6th grader, the guy who first visited Detweiller Park as a 1-year old to see his sister race, the guy who fought his way back from a seemingly season-ending hamstring injury, Tommy Brennan. That was the moment I knew it: we were going to win. I tried to deliver my message: we were winning and they needed to fight to finish it. I *knew* there was no way, no matter how bad they

were hurting, that they wouldn't fight for it in their final minutes. After Danny ran by, I turned and jogged for a few moments, stopped to scream one last time and then started walking with my hands on my head, fully realizing what we had just accomplished after so long a fight. It was, however, a feeling of intense sadness as well. I hate to say it, but it was a sudden realization that we were done.

There are perhaps some thoughts that enter about "what might have been." You can look at Dylan and think how cool it would have been to stick four guys in the top 15 and have no doubt about where we were as a team. You can look at Tommy and wonder what would have happened if he stayed healthy and would have added a fifth guy to the top 15. You can wonder about Skucas being healthy as well. You could wonder what if we were more efficient by going through the first 800 :2-3 slower. All of that would have been pretty cool. But, I love the way we got it done even more. It was perfect. We had to endure. We had to fight. We prepared for adversity our entire four years here, constantly challenging you and pushing the envelope. It was a blue collar performance, fitting of your journeys. We took box four after having box eight last year and made it our launching point, not our point of destruction. We literally turned our adversity into a point of strength. What a powerful display of your character and *who* you've become. This is us. And it is this realization that framed our entire season, back in Colorado and the concept of running for a greater purpose. Reaching the mountain top is not about beating the mountain or reaching a milestone. It's about *becoming*. You don't climb the mountain or the goal, your goal is to become something you weren't before. You become your goal. You become the mountain. And as I watched you run with all your heart and soul on Saturday that was the overwhelming thought in my head: you had become something truly extraordinary. Your achievement isn't a state title, it's an internal championship.

The images from the weekend will remain with me forever. How many times can you say that? Watching you guys so happy after the race and to be cheered and celebrated is exactly what you deserve. Any nerves I feel as a coach relate to wanting you to feel good about your investment. I know how valuable these experiences are, regardless of outcomes, but I want you to *feel* it right after you've just poured your heart and soul into the effort. I am so glad to see your efforts rewarded. To say thank you for your commitment and dedication is so underserving what I feel. You've given me the greatest experiences of my career, and it's much more than that. I've so valued our time together. Something that you probably don't realize is how much you've enriched the experiences of those who have come before you. I can't tell you how many notes, texts, phone calls, personal conversations, e-mails and more I've received from former runners saying how proud they are and how much it validates their efforts while they were here. I've literally gotten communication from all over the country and even in Canada. They all fought so hard to reach the mountain top but fell short. You've taken us up to the top and everyone feels a part of it. You've given them something to believe in. For me, you've given me that same gift. When times sometimes make it hard to believe in something, you always gave me something to believe in. You expressed what it means to be down and to go all in again, believing in the greatness of believing. Thank you.

TIDBITS: >>Turn in gear. >>Awards Nights: I'm working on it.

WHAT'S NEXT: Craft Fair. Sunday, Nov 22nd at 3:45 in the Grill Area. Polar Bear! A lot of work! We have a lot of work to do if we want to talk about continuing the legacy that the senior class has left behind.

Results:

1. Sandburg—79	2. Lyons--118	3. Neuqua Valley—171	4. York—171	5. Lake Zurich--207	
3. S Torpy	2:10—2:30/4:40—2:27/7:07—2:30/4:57/9:37—2:23/12:01—2:24/4:47				14:24.7
13. Lehnhardt	2:12—2:29/4:41—2:27/7:08—2:33/5:00/9:41—2:31/12:12—2:27/4:58				14:38.1
16. C Torpy	2:11—2:30/4:41—2:27/7:08—2:35/5:02/9:43—2:31/12:14—2:28/4:59				14:41.4
31. Lukas	2:11—2:30/4:41—2:28/7:09—2:36/5:04/9:45—2:35/12:20—2:34/5:09				14:53.9
38. Brennan	2:12—2:32/4:44—2:32/7:16—2:39/5:11/9:55—2:34/12:29—2:29/5:03				14:57.2
69. Skucas	2:13—2:31/4:44—2:32/7:16—2:41/5:13/9:57—2:37/12:34—2:41/5:18				15:14.6
94. Laskero	2:20—2:32/4:52—2:32/7:24—2:44/5:16/10:08—2:37/12:45—2:41/5:18				15:26.0

Five Man Total: 73:35—new school record, 14:42 average

Sandburg
CROSS COUNTRY