

sandburg Eagles



2010 SEASON IN REVIEW

Lyons Inv. Champions

Reavis Inv. Champions

SWSC Champions

10th Place in State

2010 Sandburg Cross Country

Adams	Justin	FR	Oscari	Mark	JR
Altman	Ryan	JR	Panozzo	Jimmy	JR
Bailey	Nathan	FR	Piper	Matt	SR
Becker	Will	FR	Poe	Ryan	FR
Birk	Pat	JR	Prajka	Tim	SR
Bulthuis	Ryan	JR	Prajka	Nicholas	SO
Butera	Zach	SO	Rees	Mitch	JR
Calderon	Brandon	SO	Sawa	Peter	SR
Cieslik	Tom	SO	Sawyers	Michael	JR
Cleary	Sean	SR	Sawyers	Matt	SO
Conwell	Tim	SO	Sieczkowski	Bill	SO
Crouse	Conner	FR	Slattery	Ryan	JR
Dee	Ethan	SO	Smith	Brian	JR
Depesa	Nick	FR	Sneideraitis	Michael	SR
DeWolf	Danny	SR	Stefik	Michael	SO
Duffy	Ryan	SR	Stenson	Brennan	SO
Faro	Joe	JR	Struzik	Zach	SO
Flaherty	Jack	SR	Tortorelli	Mike	SR
Fornaris	Colin	JR	Vanderkrabben	Luke	SO
Gardner	Paul	FR	Verzbicas	Lukas	SR
Gleisner	Adam	FR	Von Borstel	Mike	JR
Graves	Aaron	SO	Walls	John	FR
Guzinski	Tyler	SR	Walsh	Ryan	SO
Hevel	Derek	JR	Woods	Iain	SR
Hogan	Christopher	SO			
Jehle	Cory	SO			
Jubaer	Shadman	JR			
Koch	Kevin	SR			
Kordas	Alex	SR			
Lahucik	Jeff	SR			
Letz	Pat	SO			
Lifonti	Dominic	JR			
Lim	Patrick	SO			
Llereza	Joe	FR			
Mangold	Chris	FR			
Marks	Cody	SR			
McMahon	Pat	SO			
O'Neill	Matt	JR			

November, 2010

2010 Sandburg Cross Country Team—

As I look back on the 2010 Sandburg cross country the first thing that enters my mind is the word 'adversity.' It seems that this year more than any other I can think of contained more setbacks and challenges. Some of this can be called *bad* luck. What I like about this season is how we viewed these challenges as opportunity to display our determination and our greatness. We never gave up. When it came down to it, in the final race of the season we put together our best team and our best effort of the year. To be able to do that despite so many obstacles has nothing to do with *good* luck. While we could not control the bad luck that came our way, we did control how we tackled the many challenges. And this, ultimately, is one of the greatest things we take away from this sport. Rarely will things fall into place or just happen to us. Instead, we know we control our journey. We determine our lives with our attitudes. For this reason, I am extremely proud of the 2010 cross country team.

To be sure, we accomplished quite a bit this year. We broke our school team record. Lukas Verzbicas defended his state title and broke a 32 year old school record. Only five people in the 40 year history of the state meet being held at Detweiller Park have broken 14:00. We now have two of those five. Lukas has solidified his place in history as one of, if not the best high school cross country runner ever. We won the SWSC on all levels. We were competitive in every race we ran this season on every level. Our greatest accomplishments cannot be measured. What we accomplished was not as significant as who we became in the process of accomplishing those goals. And it is who we became that I am most proud of.

As you reflect on your season, it is important to note the members of our team who we say goodbye to tonight. Or, if you are a senior, it is important to reflect proudly on the commitment and leadership you've lent to this team for the past few years. Seniors **Sean Cleary, Danny DeWolf, Ryan Duffy, Jack Flaherty, Tyler Guzinski, Alex Kordas, Kevin Koch, Jeff Lahucik, Cody Marks, Matt Piper, Tim Prajka, Mike Tortorelli, Lukas Verzbicas, and Iain Woods** leave a major gap in our team. Their legacy will not be forgotten. We owe a debt of gratitude for their commitment and dedication. I hope everyone looks to the seniors as examples.

To the Seniors: thank you for all that you've done for Sandburg Cross Country. I hope that you got as much out of these past four years as I have. I hope that you never forget all that you've discovered about yourself while being a Sandburg Cross Country runner. You are prepared to do anything you want to do in life. If you tackle life in the same manner that you've approached cross country then you will be successful. Your role as a Sandburg cross country runner is only beginning. As you have experienced, alumni are a major part of our team. It is your job now to serve this role. As alumni, be sure to support Sandburg, return to visit, write letters, and keep in touch. You will always be Sandburg cross country runners.

To the rest of the team: as you reflect on the seniors, perhaps it is an opportune moment to consider what legacy you will leave behind. When your time comes for graduation in one, two, or three years, what will you be remembered for? Will you be a part of building this program to the heights that we dream of? Will you be a positive influence on those who will come after you? Every one of you—freshmen included—now become the leaders on this team. Next season there will be runners who need your guidance. Next season it will be your responsibility to continue to build this program and honor the tradition. Look to our greatest runners and you will always find our greatest workers. There is a simple formula in this sport: you can become as great as you want to be. The question is, how great do you want to become?

Thank you for another memorable season. I will never forget the 2010 CSHS cross country team. You have made my job incredibly enjoyable, and I am grateful for your commitment, competitiveness, and your character.

--Coach O'Malley

2010 Season Highlights:

Varsity:

Lyons Invitational 1st Place, 1st Place Open

Reavis Invitational 1st Place

Peoria Central Invitational 2nd Place

SWSC Conference 1st Place

IHSA Regional 2nd Place

IHSA Sectional 3rd Place; State Qualifiers

IHSA State 10th Place

Sophomore:

Lyons Invitational—1st Place Freshmen, 1st Place Sophomores

Reavis Invitational—1st Place

Peoria Notre Dame Invitational—3rd Place

Andrew Invitational Grand Champions: Fresh—3rd place, Soph—1st Place

Loyola Lakefront Invitational—2nd place

SWSC Champions

Individuals:

Lyons Invitational—Pat McMahon Sophomore Invitational Champion

Andrew F/S Invitational---Aaron Graves Sophomore Invitational Champion

SWSC—Lukas Verzbicas Varsity Champion, course record; Mike Von Borstel Open Champion

Nike Chicago Marathon N/S Challenge---Lukas Verzbicas Varsity Champion , course record

All-Conference—F/S

Aaron Graves, Chris Hogan, Ethan Dee, Mike Stefik, Bill Seiczkowski

All-Conference—Varsity

Lukas Verzbicas, Pat McMahon, Mitch Rees, Mike Tortorelli, Jimmy Panozzo

All-Regional

Alex Kordas, Jimmy Panozzo, Mike Sawyers, Mike Von Borstel

All-Sectional

Lukas Verzbicas (Champion, course record)

All-State

Lukas Verzbicas (1st place, school record)

2010 Eagle Cross Country

RUNNER OF THE WEEK AWARDS

LYONS:	Mike Von Borstel, Tim Prajka, Nicholas Prajka
REAVIS:	Ryan Duffy, Bill Seiczkowski
PEORIA:	Pat McMahon, Michael Sawyers, Chris Hogan
ANDREW/LOYOLA/PEORIA:	Zach Butera, Alex Kordas, Aaron Graves
Chicago Marathon:	The Horsemen, Mitch Rees
SWSC:	Mike Tortorelli, Jeff Lahucik, Kevin Koch
IHSA REGIONALS:	Team
IHSA SECTIONALS:	Lukas Verzbicas, Jimmy Panozzo, Derek Hevel
IHSA STATE:	Team

SEASON AWARDS

VARSITY MOST VALUABLE:	Lukas Verzbicas, Derek Hevel
F/S MOST VALUABLE:	Pat McMahon, Aaron Graves
NEW COMER OF THE YEAR:	Bill Seiczkowski, Adam Gleisner
MOST IMPROVED:	Chris Hogan, Cody Marks
EAGLE CC RUNNER OF YEAR:	Jeff Lahucik, Ryan Duffy, Alex Kordas
FOUR YEAR RUNNERS:	Danny DeWolf, Ryan Duffy, Jack Flaherty, Tyler Guzinski, Alex Kordas, Matt Piper, Mike Tortorelli
F/S ALL-CONFERENCE:	Aaron Graves, Chris Hogan, Ethan Dee, Mike Stefik, Bill Sieczkowski
VARSITY ALL-CONFERENCE:	Lukas Verzbicas (Champion), Pat McMahon, Mitch Rees, Mike Tortorelli, Jimmy Panozzo
ALL-REGIONAL:	Alex Kordas, Jimmy Panozzo, Mike Sawyers, Mike Von Borstel
ALL-SECTIONAL:	Lukas Verzbicas (Champion)
STATE QUALIFIERS:	Lukas Verzbicas, Mitch Rees, Pat McMahon, Alex Kordas, Mike Tortorelli, Jimmy Panozzo, Derek Hevel
ALL-STATE:	Lukas Verzbicas (Champion)

State Meet Qualifying Teams:

1976, 1977, 1980, 1981, 1994, 1995, 1996, 1998, 1999, 2000, 2001, 2003, 2004, 2005,
2006, 2007, 2008, 2009, 2010

Top Ten State Finishes:

1977—8th
1981—4th
2005—8th
2006—4th
2010—10th

IHSA Individual All-Staters:

Reed Williams: 22nd (1957), 16th (1958)
Bob Hicks: 13th (1975), 12th (1976)
Tom Graves: 3rd (1975), 1st (1976), 1st (1977)
Dan Hahn: 13th (1982)
Steve Kaye: 24th (1982)
Andy Homoly: 22nd (1986), 13th (1987)
Aaron Borling: 22nd (1994)
Jeremy Borling: 18th (1997)
Brian Glaza: 23rd (2003)
Justin Smith: 19th (2005)
Kevin Adamowski: 19th (2006)
Zach Dahleen: 7th (2008)
Lukas Verzbicas: 1st (2009), 1st (2010)

IHSA Regional Titles:

1976, 1981, 1994, 1995, 1996, 1999, 2000, 2001, 2002, 2004, 2005, 2006, 2007, 2008,
2009

IHSA Sectional Titles:

1976, 1994, 2001, 2005, 2006, 2007

Conference Titles:

1974, 1975, 1976, 1977, 1978, 1979, 1981, 1991, 1993, 1994, 2000, 2004, 2005, 2006,
2007, 2008, 2010

Varsity Individual Conference Champions:

Hicks/Graves	1975	Aaron Borling	1994
Bob Hicks	1976	Kevin Adamowski	2004
Tom Graves	1977	Kevin Adamowski	2005
Mike Keane	1978	Kevin Adamowski	2006
Dan Hahn	1982	Zach Dahleen	2007
Andy Homoly	1987	Zach Dahleen	2008
Mike Sommer	1991	Lukas Verzbicas	2009
Brian Breen	1992	Lukas Verzbicas	2010
Steve Rains	1993		

Sandburg State Meet History

1958:

Reed Williams 16th

1967

Bill Reeves

1970

David Gavin 42nd

1971

David Gavin 60th

1975

Tom Graves 3rd 14:18

Bob Hicks 13th 14:38

1976—12th Place (356 points)

Tom Graves 1st 14:08.8

Bob Hicks 12th 14:30

Mike Choffin 134th NT

Mike Keane 139th NT

Tom Smith 151st NT

Dale Michalak 158th NT

Jim Sunta 209th NT

1977—8th Place (286 points)

Tom Graves 1st 13:56.6*

Mike Choffin 47th 15:06

Mike Keane 58th 15:13

Tom Smith 130th 15:42

Jim Hahn 139th 15:46

Roy Hahn 156th NT

Jim Sunta 183rd NT

Composite five runner time: 75:43

1980—21st (487 points)

Jeff Parker 62nd 15:16

George Close 133rd 15:44

Steve Kaye 141st 15:51

Jeff Curtis 145th 15:56

Bob Hahn 157th 16:03

Dan Hahn 170th 16:08

Gary Griesbach 173rd 16:09

Composite five runner time: 78:50

1981—4th (248 points)

Steve Kaye 24th 15:02

Dan Hahn 31st 15:06

George Close 38th 15:10

Mike Murphy 120th 15:45

Jeff Curtis 137th 15:49

Matt Close 177th 16:08

John Sengel 195th 16:23

Composite five runner time: 76:52

1982

Dan Hahn 13th 14:50

1986

Andy Homoly 22nd 14:54

1987

Andy Homoly 13th 14:48

1990

Mike Sommer 70th 15:52

1991

Mike Sommer DNR

1992

Brian Breen 56th 15:42

1994—11th place (304 points)

Aaron Borling 22nd 15:33

Jason Kut 78th 16:12

Jeff Boele 92nd 16:17

Kevin Czerwiec 102nd 16:24

Jesse Torres 141st 16:42

Steve Rains 165th 16:55

Jim O'Malley 187th 17:10

Composite five runner time: 82:27

1995—11th place (338 points)

Jason Kut	64 th	15:33
Jeremy Borling	76 th	15:43
Jeff Boele	79 th	15:45
Rudy Kovachevich	122 nd	16:03
Mike LaMorte	128 th	16:06
Kevin Czerwicz	138 th	16:12
Jesse Torres	157 th	16:18

Composite five runner time: 79:10**1996—13th place (343 points)**

Jeremy Borling	49 th	15:27
Kevin Czerwicz	62 nd	15:36
Bob Patchak	71 st	15:43
Mike O'Malley	132 nd	16:08
Eric Boele	143 rd	16:12
Rudy Kovachevich	158 th	16:20
Mike McCarty	173 rd	16:32

Composite five-runner time: 79:06**1997**

Jeremy Borling	18 th	14:55
Bob Patchak	37 th	15:12

1998—15th place (427 points)

Bob Patchak	79 th	15:38
Jason Pochopien	96 th	15:45
Nick LaPorta	124 th	15:56
Dave Laird	135 th	16:00
Mike O'Malley	146 th	16:07
Derek Breube	188 th	16:28
Ken Kehl	227 th	17:36

Composite five runner time: 79:26**1999—15th place (412 points)**

Dave Laird	56 th	15:31
Nick LaPorta	75 th	15:40
Matt Swiatkowski	112 th	16:01
Ken Kehl	147 th	16:17
Derek Berube	167 th	16:24
Harry O'Halloran	172 nd	16:26
Alan Woodruff	200 th	16:54

Composite five runner time: 81:11**2000—23rd place (412 points)**

Dave Laird	42 nd	15:12
Ken Kehl	125 th	15:57
Dan Hankosky	153 rd	16:11
Mark Gentile	159 th	16:13
Jim Wojcik	176 th	16:27
Tim Kelly	188 th	16:37
Dan Weakley	198 th	16:46

Composite five runner times: 81:18**2001—16th place (392 points)**

Jim Wojcik	56 th	15:31
Tim Kelly	60 th	15:32
Matt Swiatkowski	73 rd	15:41
Kevin O'Malley	178 th	16:21
Dan Hankosky	182 nd	16:22
Pat Crowe	246 th	17:12
Colin Nolan	260 th	17:53

Composite five runner time: 80:44**2002**

Tim Kelly	35 th	15:16
-----------	------------------	-------

2003—16th place (413 points)

Brian Glaza	23 rd	14:57
Kevin Adamowski	90 th	15:34
Brad LaRocque	100 th	15:37
Rob Murphy	152 nd	15:57
Colin Nolan	182 nd	16:08
Anthony Girton	210 th	16:25
Jake Gerdes	222 nd	16:39

Composite five runner time: 78:13**2004—19th place (482 points)**

Brad LaRocque	84 th	15:52.3
Kevin Adamowski	85 th	15:52.3
Justin Smith	119 th	16:04.7
Myles Scott-Stirn	162 nd	16:23.0
Anthony Girton	184 th	16:31.5
Chuck Archer	187 th	16:32.8
Mike Young	226 th	16:53.9

Composite five runner time: 80:42

2005—8th place (260 points)

Justin Smith	19 th	14:46
Brad LaRocque	41 st	15:05
Kevin Adamowski	49 th	15:08
Tom Sideras	111 th	15:39
Mike Marbach	155 th	15:58
Mike Young	193 rd	16:13
Chuck Archer	223 rd	16:30

Composite five runner time: 76: 36**2006—4th place (184 points)**

Kevin Adamowski	19 th	14:43.4
Tom Sideras	31 st	14:54.0
Justin Smith	55 th	15:08.4
Brad LaRocque	56 th	15:08.4
Mike Marbach	106 th	15:29.1
Chuck Archer	193 rd	16:06.3
Mike Young	207 th	16:14.0

Composite five runner time: 75:22**2007—12th place (332 points)**

Mike Marbach	33 rd	15:02
Zach Dahleen	68 th	15:29
Kyle Meyer	101 st	15:49
Elliot Hevel	116 th	15:59
Kyle McNicholas	125 th	16:05
Dennis O'Flaherty	157 th	16:43
Corey Puckett	158 th	16:45

Composite five runner time: 78:24**2008—21st place (461 points)**

Zach Dahleen	7 th	14:33
Kyle Meyer	85 th	15:32
Elliot Hevel	143 rd	15:56
Mike Tortorelli	146 th	15:57
Dennis O'Flaherty	196 th	16:31
Chris Koutavas	201 st	16:40
Kyle McNicholas	205 th	16:59

Composite five runner time: 78:28**2009—19th place (414 points)**

Lukas Verzbicas	1 st	14:07
Mike Tortorelli	84 th	15:41
Pat McMahan	128 th	15:56
Mitch Rees	149 th	16:04
Alex Kordas	159 th	16:12
Thomas Kohs	209 th	17:21
Kyle Meyer	DNF	

Composite five runner time: 78:00**2010—10th place (304 points)**

Lukas Verzbicas	1 st	13:53
Mitch Rees	48 th	15:00
Pat McMahan	105 th	15:24
Mike Tortorelli	114 th	15:27
Derek Hevel	132 nd	15:36
Alex Kordas	166 th	15:56
Jimmy Panozzo	174 th	15:59

Composite five runner time: 75:18

Sandburg

CROSS COUNTRY

CSHS SCHOOL RECORDS

All-Time Fastest Teams (five-runner composite):

1.	2010 (Verzbicas-Rees-McMahon-Tortorelli-D. Hevel)	State	75:18
2.	2006 (Adamowski-Sideras-Smith-LaRocque-Marbach)	State	75:22
3.	1977 (Graves-Choffin-Keane-T. Smith-J. Hahn)	State	75:43
4.	2007 (Dahleen-Marbach-Meyer-McNicholas-Hevel)	PND	76:26
5.	2005 (Smith-LaRocque-Adamowski-Sideras-Marbach)	State	76:36
6.	2005 (Adamowski-LaRocque-Sideras-Smith-Archer)	PND	76:47
7.	1981 (Kaye-D. Hahn-Close-Murphy-Curtis)	State	76:52
8.	2008 (Dahleen-Hevel-McNicholas-Meyer-Tortorelli)	PND	77:16
9.	2006 (Sideras-Adamowski-Smith-Archer-Marbach)	PND	77:40
10.	2001 (Kelly-Swiatkowski-K. O'Malley-Wojcik-Hankosky)	PND	77:54
11.	2009 (Verzbicas-Tortorelli-McMahon-Rees-Kordas)	State	78:00
12.	2003 (Glaza-Adamowski-LaRocque-Murphy-Nolan)	State	78:13
13.	2010 (D. Hevel-Rees-McMahon-Kordas-Tortorelli)	PND	78:14
14.	2007 (Marbach-Dahleen-Meyer-Hevel-McNicholas)	State	78:24
15.	1997 (Borling-Patchak-E. Boele-M. O'Malley-Pochopien)	PND	78:27
16.	2008 (Dahleen-Meyer-Hevel-Tortorelli-D. O'Flaherty)	State	78:28
17.	1980 (Parker-Close-Kaye-Curtis-B. Hahn)	State	78:50

2010—NEW SCHOOL RECORD!!!

Sandburg Individual Best State Meet Finishes: top 50 club


Lukas Verzbicas	1 st	2010
Tom Graves	1 st	1976
Lukas Verzbicas	1 st	2009
Tom Graves	1 st	1977
Tom Graves	3 rd	1975
Zach Dahleen	7 th	2008
Bob Hicks	12 th	1976
Bob Hicks	13 th	1975
Andy Homoly	13 th	1987
Dan Hahn	13 th	1982
Reed Williams	16 th	1958
Jeremy Borling	18 th	1997
Kevin Adamowski	19 th	2006
Justin Smith	19 th	2005
Andy Homoly	22 nd	1986
Aaron Borling	22 nd	1994
Brian Glaza	23 rd	2003
Steve Kaye	24 th	1981
Tom Sideras	31 st	2006
Dan Hahn	31 st	1981
Mike Marbach	33 rd	2007
Tim Kelly	35 th	2002
Bob Patchak	37 th	1997
George Close	38 th	1981
Brad LaRocque	41 st	2005
Dave Gavin	42 nd	1970
Dave Laird	42 nd	2000
Mike Choffin	47 th	1977
Mitch Rees	48 th	2010
Kevin Adamowski	49 th	2005
Jeremy Borling	49 th	1996

Sub 15:30 Club—Sandburg All Time Detweiller Park Performances

1. Lukas Verzbicas	13:53	2010 state meet
2. Tom Graves	13:56.6	1977 state meet
3. Lukas Verzbicas	14:07	2009 state meet
4. Tom Graves	14:08.5	1976 state meet
5. Tom Graves	14:18	1975 state meet
6. Bob Hicks	14:30	1976 state meet
7. Zach Dahleen	14:33	2008 state meet
8. Bob Hicks	14:38	1975 state meet
9. Zach Dahleen	14:39	2007 PND
10. Kevin Adamowski	14:43.4	2006 state meet
11. Zach Dahleen	14:44	2008 PND
12. Justin Smith	14:46	2005 state meet
13. Kevin Adamowski	14:47	2005 PND
14. Andy Homoly	14:48	1987 state meet
15. Dan Hahn	14:50	1982 state meet
16. Mike Marbach	14:51	2007 PND
17. Tim Close	14:51	1973 state meet
18. Tom Sideras	14:54.0	2006 state meet
19. Andy Homoly	14:54	1986 state meet
20. Jeremy Borling	14:55	1997 state meet
21. Brian Glaza	14:57	2003 state meet
22. Jeremy Borling	14:57	1997 PND
23. Mitch Rees	15:00	2010 state meet
24. Mike Marbach	15:02	2007 state meet
25. Steve Kaye	15:02	1981 state meet
26. Brad LaRocque	15:05	2005 state meet
27. Tim Kelly	15:05	2001 PND
28. Dan Hahn	15:06	1981 state meet
29. Mike Choffin	15:06	1977 state meet)
30. Justin Smith	15:08.4	2006 state meet
31. Brad LaRocque	15:08.4	2006 state meet
32. Kevin Adamowski	15:08	2005 state meet
33. George Close	15:10	1981 state meet
34. Brad LaRocque	15:11	2005 PND
35. Kevin Adamowski	15:12	2004 PND
36. Dave Laird	15:12	2000 state meet
37. Bob Patchak	15:12	1997 state meet
38. Mike Keane	15:13	1977 state meet
39. Derek Hevel	15:15	2010 PND
40. Tom Sideras	15:15	2006 PND
41. Jeff Parker	15:16	1980 state meet
42. Tim Kelly	15:16	2002 state meet
43. Elliot Hevel	15:19	2008 PND
44. Kyle Meyer	15:19	2009 PND
45. Kevin Adamowski	15:20	2006 PND
46. Tom Sideras	15:21	2005 PND
47. Pat McMahon	15:22	2010 PCI
48. Pat McMahon	15:24	2010 state meet
49. Mike Tortorelli	15:24	2009 PND
50. Mitch Rees	15:25	2010 PND
51. Matt Swiatkowski	15:25	2001 PND
52. Justin Smith	15:27	2006 PND
53. Jeremy Borling	15:27	1996 PND
54. Mike Tortorelli	15:28	2010 state meet
55. Bob Patchak	15:28	1997 PND
56. Tim Kelly	15:28	2002 PND
57. Mike Marbach	15:29.1	2006 state meet
58. Zach Dahleen	15:29	2007 state meet
59. Kyle Meyer	15:30	2007 PND

Sandburg: Detweiller Park Top 25 All-Time Runners

1. Lukas Verzbicas	13:53	2010 state meet
2. Tom Graves	13:56.6*	1977 state meet
3. Bob Hicks	14:30	1976 state meet
4. Zach Dahleen	14:33	2008 state meet
5. Kevin Adamowski	14:43.4	2006 state meet
6. Justin Smith	14:46	2005 state meet
7. Andy Homoly	14:48	1987 state meet
8. Dan Hahn	14:50	1982 state meet
9. Mike Marbach	14:51	2007 PND
10. Tim Close	14:51	1973 state meet
11. Tom Sideras	14:54.0	2006 state meet
12. Jeremy Borling	14:55	1997 state meet
13. Brian Glaza	14:57	2003 state meet
14. Mitch Rees	15:00	2010 state meet
15. Steve Kaye	15:02	1981 state meet
16. Brad LaRocque	15:05	2005 state meet
17. Tim Kelly	15:05	2001 PND
18. Mike Choffin	15:06	1977 state meet
19. George Close	15:10	1981 state meet
20. Dave Laird	15:12	2000 state meet
21. Bob Patchak	15:12	1997 state meet
22. Mike Keane	15:13	1977 state meet
23. Derek Hevel	15:15	2010 PND
24. Jeff Parker	15:16	1980 state meet
25. Elliot Hevel	15:19	2008 PND



F/S Best Performances—Detweiller Park

Sub 16:30 Club

1. Lukas Verzbicas (So.)—14:07 (2009 state meet)
2. Tom Graves (So.)—14:18 (1975 state meet)
3. Kevin Adamowski(So.)—15:12 (2004 PND)
4. **Pat McMahan (So.)—15:22 (2010 PCI)**
5. **Pat McMahan (So.)—15:24 (2010 state meet)**
6. Kyle Meyer (So.)—15:30 (2007 PND)
7. Kevin Adamowski (Fr.)—15:34 (2003 state meet)
8. Brad LaRocque (Fr.)—15:37 (2003 state meet)
9. Mark Gentile (So.)—15:41 (2000 PND)
10. Jeremy Borling(So.)—15:43 (1995 state meet)
11. Bob Patchak(So.)—15:43 (1996 state meet)
12. Brad LaRocque(So.)—15:52.0 (2004 state meet)
13. Kevin Adamowski (So.)—15:52.0 (2004 state meet)
14. Mike Tortorelli (So.)—15:52 92008 PND)
15. Brad LaRocque (So.)—15:53.0 (2004 PND)
16. Kevin O’Flaherty (So.)—15:54 (2009 PND)
17. Pat McMahan (Fr.)—15:56 (2009 state meet)
18. Nick LaPorta (So.)—15:56 (1998 state meet)
19. Mike Tortorelli (So.)—15:57 (2008 state meet)
20. Mike Marbach (So.)—15:58 (2005 state meet)
21. Justin Smith (So.)—16:00 (2004 PND)
22. Matt Swiatkowski (So.)—16:01 (1999 state meet)
23. Rudy Kovachevich(So.)—16:03 (1995 state meet)
24. Mitch Rees (So.)—16:04 (2009 state meet)
25. Kevin Adamowski (Fr.)—16:04 (2003 PND)
26. Zach Dahleen (So.)—16:04 (2006 PND)
27. Justin Smith (So.)—16:04.7 (2004 state meet)
28. Mike O’Malley (So.)—16:08 (1996 state meet)
29. Dan Hahn(So.)—16:08 (1980 state meet)
30. Mike O’Malley (So.)—16:09 (1996 PND)
31. Bob Patchak (So.)—16:10 (1996 PND)
32. Myles Scott-Sirn (Fr.)—16:10 (2004 PND)
33. Tim Kelly(So.)—16:10 (2000 PND)
34. Dan Hankosky (So.)—16:11 (2000 state meet)
35. Jimmy Panozzo (So.)—16:11 (2009 PND)
36. Matt Swiatkowski—16:13 (1999 PND)
37. Mark Gentile (So.)—16:13 (2000 state meet)
38. Mike Young (So.)—16:14 (2004 PND)
39. David Laird (Fr.)—16:14 (1997 PND)
40. Brad LaRocque (Fr.)—16:16 (2003 PND)
41. Kyle McNicholas (So.)—16:20 (2006 PND)
42. Dan Hankosky (So.)—16:20 (2000 PND)
43. Nick LaPorta (Fr.)—16:21 (1997 PND)
44. Chuck Archer (So.)—16:22 (2004 PND)
45. Myles Scott-Stirn (Fr.)—16:23.0 (2004 state meet)
46. Kevin Czerwiec(So.)—16:24 (1994 state meet)
47. Derek Hevel (So.)—16:24 (2009 state meet alt. race)
48. Anthony Girton (Fr.)—16:25 (2003 state meet)
49. **Aaron Graves (So.)—16:26 (2010 PND)**
50. **Ethan Dee (So.)—16:29 (2010 PND)**
51. **Pat Letz (So.)—16:29 (2010 PND)**
52. Jason Pochopien (So.)—16:29 (1996 PND)

Top Ten Fastest F/S Runners (Detweiller Park):

1. Lukas Verzbicas (So.)—14:07 (2009 state meet)
2. Tom Graves (So.)—14:18 (1975 state meet)
3. Kevin Adamowski (So.)—15:12 (2004 PND)
4. Pat McMahon (So.)—15:22 (2010 PND)
5. Kyle Meyer (So.)—15:30 (2007 PND)
6. Brad LaRocque (Fr.)—15:37 (2003 state meet)
7. Mark Gentile (So.)—15:41 (2000 PND)
8. Jeremy Borling (So.)—15:43 (1995 state meet)
9. Bob Patchak(So.)—15:43 (1996 state meet)
10. Mike Tortorelli (So.)—15:52 (2008 PND)
11. Nick LaPorta (So.)—15:56 (1998 state meet)
12. Mike Marbach (So.)—15:58 (2005 state meet)



CSHS Captains:


If your actions inspire others to dream more, learn more, do more and become more, you are a leader.

1968-Mike Novak and Ryan Armbruster
1969-Gary Meagher
1970-Dave Gavin & Jeff Crowhurst
1971-Dave Gavin & Jeff Crowhurst
1976-Bob Hicks/Tom Graves
1977-Tom Graves
1978—Mike Keane
1979-1993—no captains selected
1993--Jason Gies
1994--Aaron Borling, Steve Rains
1995-Jeff Boele
1996--Kevin Czerwicz & John O'Malley
1997 - Jeremy Borling & Rudy Kovachevich
1998 - Bob Patchak & Jason Pochopien
1999 - Derek Berube & Harry O'Halloran
2000 - Ken Kehl & Dave Laird
2001 - none selected
2002 - Dan Hankosky & Tim Kelly
2003--Brian Glaza & Colin Nolan
2004--Luke Sikora & Kevin Adamowski
2005--Kevin Adamowski & Scott Brozek
2006--Kevin Adamowski, Justin Smith, Brad LaRocque, Chuck Archer, Mike Young, Tom Sideras
2007--Mike Marbach & Corey Puckett
2008—Zach Dahleen, Elliot Hevel, Dennis O'Flaherty, Kyle McNicholas
2009—John Burch, Kyle Meyer, Ryan Sawyers, Anthony Tyrpin
2010—Ryan Duffy, Derek Hevel, Alex Kordas, Jimmy Panozzo, Mike Tortorelli


"A leader is one who knows the way, goes the way, and shows the way."
John Maxwell

State Meet Qualifying Teams:


1976, 1977, 1980, 1981, 1994, 1995, 1996, 1998, 1999, 2000, 2001,
2003, 2004, 2005, 2006, 2007, 2008, 2009, 2010



Start of the 2010 IHSA State Meet



Chicago Marathon Northside/Southside Challenge



D. Brugioni

Lukas Verzbicas: SWSC, Sectional, State, National Champion, School Record Holder









2010 Seniors

The Next Generation



n

NEWS AND NOTES

Time Trial/Alumni Meet
Saturday, August, 21, 2010
low-80's, calm, partly sunny, humid

COACH'S COMMENTS:

A starting point. Saturday was a starting point. I am not sure you know how good you guys are, and it will be fun watching you discover your own greatness. This sophomore group is truly impressive. I am amazed at how veteran of a race they ran. I am really proud of how they go about their business. They show a true commitment to excellence. I am counting on them to teach the freshmen what they learned last year.

Examine below and you will see some huge improvements from last year. Everyone should take a look at Cody Marks. He improved almost six minutes from his time from last year. There is no doubt that this is a result of a ton of hard work. Cody has earned the respect of everyone around him because he comes to practice everyday, all year long, and works his butt off. He is a perfect example of what you can do in this sport. Your starting point is just a starting point. My question for you is where are you going? Mike Stefik is another example of this possibility. Anybody who has been around the team for the past year knows how hard Stefik works, and the result is a complete transformation from a decent freshman to a GREAT sophomore. There are few guys I've coached with the desire of Mike Stefik. Jeff Lahucik, Aaron Graves, Ethan Dee, Mike Von Borstel, Chris Hogan, Derek Hevel, Pat Letz, and Matt Sawyers as well as many others had some great improvements. Lahucik has earned himself a spot in the top seven at the Lyons Invitational, a place that he was pretty far from last season. "Earned" is the exact correct choice of wording for Lahucik. Derek Hevel has gone from a very good sophomore runner to one of the best runners in the state. Nobody worked harder than Hevel last winter and he made a huge jump. Look to these guys for examples. You can become what you want in this sport.

I am also proud of *the way* many of you ran. You have learned a lot about racing from past experiences, especially during track where we can focus so easily on splits. You practiced emotional discipline and ran smart, aggressive races. It appeared many of you had a plan and executed it well. Also, I heard feedback from several of you commenting on how you successfully broke the race into manageable chunks in order to coach your brain through the race experience. If this was effective, be sure you learn from it and continue to use that strategy and perfect it.

I'd like to see us do a much better job on the cooldown. Remember our Rules of Engagement. This kind of focus is intimidating to the other teams. More importantly, it demonstrates our commitment to excellence and reaching our greatest. You immediately need continue with your training and preparations for our next training and racing session. I want to see that kind of focus next week and beyond. If I see you socializing or losing focus it will jeopardize your next race.

Finally, I'd like to say something about how we handle guys running in meets. First of all, there is no set top 7 or any spot. There will be times we move guys around simply to put them in different situations. I believe strongly in finding and creating opportunities. From those opportunities we learn a great deal about those runners. This is the same philosophy I took in track, moving guys in and out of spots until we felt good about the opportunities that were made for runners. Let me say this: 1. You have to earn that opportunity. I'm not going to give it to someone who hasn't earned it. 2. Once you get the opportunity you better take advantage of it. This brings me to my last point: anyone who has not demonstrated in practice that they are ready, both mentally and physically, to race will not race. While everyone has a different ability level, there is no excuse for lack of improvement, lack of hard work, or lack of competitive toughness. EVERYONE needs to be committed to excellence or they will not put on the jersey. When you put on the jersey, you've earned it. Be honored. It's a privilege.

TIDBITS:

>>REMINDER: CSHS CROSS COUNTRY GEAR FORM DUE TOMORROW (TUES.) >>Do NOT ask me for your time or place right away. Your race is not done until everyone has finished. >.Be sure to take care of your Support Squad duties. You will be tested. >>Warmups will be handed out at Saturday's practice.

THANK YOU TO THE PARENTS FOR THE WONDERFUL PICNIC ON SATURDAY!!!

WHAT'S NEXT: Lyons Invite is our first invite in two weeks and we have the Pre-SWSC meet next Tuesday.

Results:

	<u>Time</u>	<u>'09 Time Trial</u>
1. Tortorelli	16:14	16:30
1. Hevel	16:14	17:48
3. Rees	16:20	21:42
4. Panozzo	16:25	16:41
5. Kordas	16:29	16:34
6. McMahan	16:47	16:46
7. Lahucik	16:59	18:48
8. Piper	17:03	17:35
9. Oscai	17:08	18:11

10. Mi Sawyers	17:20	17:49
11. Duffy	17:23	17:19
12. Stefik	17:26	21:43
13. Fornaris	17:26	18:18
14. Graves	17:32	18:57
15. Von Borstel	17:32	19:03
16. Dee	17:33	18:55
17. Ma Sawyers	17:39	19:23
18. Letz	17:39	18:46
19. Lifonti	17:43	18:12
20. Dewolf	18:00	18:45
21. Altman	18:00	22:43
22. Smith	18:09	18:07
23. Birk	18:12	19:46
24. Flaherty	18:15	18:42
25. Hogan	18:29	21:00
26. Sieczkowski	18:43	DNR
27. Struzik	19:00	DNR
28. Slattery	19:14	19:26
29. Ligue	19:14	18:35
30. N. Prajka	19:22	19:58
31. Sneideritis	19:24	DNR
32. T Prajka	19:31	21:11
33. Marks	19:33	25:27
34. Gleisner	19:38	DNR
35. Bailey	20:31	DNR
36. Gardner	20:34	DNR
37. Guzinski	20:39	20:25
38. O'Neill	20:54	DNR
39. Lin	21:08	DNR
40. Becker	21:22	DNR
41. Bulthuis	21:25	21:11
42. Jubaer	21:27	DNR
43. Crouse	21:21	DNR
44. Vanderkrabben	21:36	24:14
45. Kenes	21:49	DNR
46. Sawa	22:06	DNR
47. Woods	22:17	DNR
48. Adams	22:18	DNR
49. Radtke	22:19	DNR
50. Poe	23:07	DNR
51. Depesa	23:11	DNR
52. Stenson	24:11	DNR
53. Walsh	24:13	25:13
54. Walls	25:05	DNR
55. Spengler*	26:14	DNR
56. Cieslik *	26:47	DNR
57. Mangold*	26:52	DNR
58. Flowers	28:27	28:08

*did not go around Danger Sign

Team Places: 1. Piggy Pink—106 2. Xanadu—113 3. Jazzberry Jam—139 4. Papaya Whip—143 5. Gambose—144 6. Toolbox—156 7. Big Dip o Ruby--167

Sandburg
CROSS COUNTRY



SANDBURG CROSS COUNTRY

NEWS AND NOTES

RUNNERS OF THE WEEK: Mike Von Borstel, Tim Prajka, Nicholas Prajka

Lyons Invitational

Saturday, Sept. 4, 2010

65-70 degrees, sunny, windy

COACH'S COMMENTS: As I mentioned Saturday, I am so proud and excited by the way we raced at Lyons. Sure, we were successful. We clearly showed that we are a powerful program, top to bottom, and on top of the state. But what got me so excited was the way we competed. Guys weren't content or satisfied. Guys weren't just going through the motions. Guys were running with PASSION. I can't recall a time when I felt like we had that kind of desire in all of the races. That focus and desire was apparent even before and after the races, not just during. You guys went about your business in such a professional manner. It was clear that you were focused on excellence. Excellence was an obvious commitment. After the race, I was thrilled with how you guys noticed so many great things that happened out there. From the minute we got to Sandburg until the minute we got back, your commitment to excellence was apparent.

As you all pointed out so well on Saturday, we had many great things happen. The Open race got the competitive season started on a great tone—a one point win. We literally didn't win that race until the final 100 meters. Guys were pushing the whole way, making something happen. We set that goal two months ago and the open guys went out and got it done. Mike Von Borstel was sick all week, but he managed to get through it and raced with pure guts. He kept contact and kept passing, leading the open guys into the finish chute. Dominic Lifonti and Colin Fornaris were told half way through the race that we needed them to make something happen. They kept their emotions in check and kept grinding until the finish. I remember seeing both of them in the midst of a pack with 600 meters to go and pulled out of it by the finish. Danny DeWolf, Tim Prajka, Zach Butera and Jack Flaherty all had excellent races, in addition to many others. It was so fun to watch this group compete. This is something I think we've been missing the last few years—a true competitive fire from top to bottom and everywhere in between.

The varsity race also featured some excellent races. Mike Tortorelli and Derek Hevel proved to be two of the best runners in the state on Saturday. We know they are going to get the job done up front. Mitch Rees put together an excellent race. He made some huge progress to running the race we need him to run at the end of the season. He had a perfect 2/3 of a race and will keep getting closer to finishing it. After looking at the splits, it seems like we need to work on the half mile right after the two mile, where he lost a lot of time there, but not as much as the final 800 where he really gutted it out. Jimmy Panozzo and Alex Kordas ran similar races in the way that they grinded down the competition all throughout, all the way through the final straightaway. They are two of the toughest runners I've seen. Jeff Lahucik ran strong after having a week of ups and downs. He is a great example of how to take care of yourself when you have an ache. He did everything in his power to get himself to the starting line healthy on Saturday after having hamstring issues on Monday. That's what I like to see. The commitment can't end at the end of practice. He took such good care of himself through stretching, icing, massage therapy, and nutrition that he worked himself right back into the varsity race and ran well. I don't like to see guys who get an ache or pain and just give into it with no effort to get back on course.

The freshmen showed true potential out there. I was happily surprised by their great performance. The freshmen should look at the times from our sophomores last year and see that if they are willing to outwork everyone else over the course of the season, winter, spring and summer, then they can come back next year and do what the sophomores did in their race. I was also excited about the leadership from some of the freshmen. It's exciting to see guys like Adam Gleisner, Nathan Bailey, Paul Gardner, Will Becker and others race. Ryan Poe, for instance, really raced with competitive fire. This is more important than natural ability.

Finally, the most dominating performance of the day came from the Sophomores. Wow. I am so proud of this group because they have all the ingredients of greatness: character, leadership, toughness, work ethic. It's so much fun watching them as they progress. They are a perfect example of what it means to have a little bit of talent and a lot of dedication. The result is greatness. Pat McMahon got us going with a first place finish and then we filed in five more guys in the top eight. Unreal. I loved the way we fed off each other and race for each other. No doubt we wouldn't be as good without the desire to perform for each other. They will get some big challenges in the coming weeks and I know they will respond with the character that got them to where they are now.

TIDBITS: >>Blow pops cometh >>Loyola Meet—Oct. 2nd. Add it to the schedule.

WHAT'S NEXT: Varsity for Reavis: Altman, Duffy, Piper, Burch, R Sawyers, DeWolf, Perino Soph. for Reavis Panozzo, Rees, Oscai, McMahon, Hevel, Mi Sawyers, and Smith Open: everyone else Goals: Bring home a varsity plaque next week and win sophomore level.

Freshmen Boys:**Team Totals:**

1. Lyons--31 2. Maine South--65 3. Willowbrook--116 4. Sandburg--119

Top Individuals:

1. Jack Carpenter (Maine S) 10:30
2. Ed McCarter (Lyons) 10:31
3. Kyle Habercorn (Marist) 11:09

Sandburg:

13. Adam Gleisner (5:54) 11:37
16. Nathan Bailey (5:54) 11:41
28. Paul Gardner (5:57) 12:10
42. Will Becker (6:16) 12:33
46. Connor Crause (6:30) 12:39
47. Ryan Poe (6:16) 12:40
58. John Walls (6:18) 13:05
60. Nick Depesa (6:38) 13:07
79. Ian Zalewski (6:38) 13:31
109. Chris Mangold (7:19) 14:58
111. Joe Llereza (7:23) 15:17

Sophomore Boys:

1. Sandburg—23 2. Maine South—58 3. Lyons—82 4. DGS—143 5. LWE—151

Top Individuals:

1. Pat McMahon (5:15-5:33/10:48-5:12) 16:00
2. Pat Maquire (Br Rice) 16:06
3. Kevin Dolan (Maine S.) 16:45

Sandburg Boys:**(09)**

- | | | |
|---|-------|-------|
| 4. Aaron Graves (5:29-5:45/11:15-5:36) | 16:51 | 11:27 |
| 5. Pat Letz (5:27-5:44/11:14-5:38) | 16:52 | 11:14 |
| 6. Ethan Dee (5:28-5:44/11:15-5:39) | 16:53 | 11:28 |
| 7. Mike Stefik (5:27-5:45/11:15-5:54) | 17:00 | 12:27 |
| 8. Matt Sawyers (5:29-5:56/11:25-5:39) | 17:04 | 11:46 |
| 19. Nicholas Prajka (5:32-6:07/11:39-5:54) | 17:30 | 12:18 |
| 22. Chris Hogan (5:30-6:05/11:35-6:01) | 17:36 | 12:21 |
| 29. Bill Sieczkowski (5:49-6:16/12:05-5:55) | 18:00 | |
| 41. Zach Struzik (5:49-6:23/12:12-6:28) | 18:40 | |
| 64. Pat Lim (6:00-6:48/12:48-6:38) | 19:26 | |
| 82. L. Vanderkrabben(6:42-6:58/13:40-6:33) | 20:12 | 13:15 |
| 112. Ryan Walsh (6:50-7:41/14:31-7:32) | 22:03 | 15:02 |
| 125. Tom Cieslik (6:59--) | 23:35 | |

Varsity:

1. Sandburg—40 2. Lyons—59 3. Maine South—82 4. DGS—111 5. Conant—119

Top Individuals:

- | | | | |
|--|-------|--|-------|
| 1. Sam Telfer (Lyons) | 15:06 | | |
| 2. Dave Eckhardt (Maine S) | 15:10 | | |
| 3. Derek Hevel (2:29-2:34/5:03-2:42/7:45-2:43/5:25/10:28-2:37/13:05-2:27/5:04) | 15:32 | | 17:21 |
| 4. Mike Tortorelli (2:28-2:35/5:03-2:42/7:45-2:43/5:25/10:28-2:37/13:05-2:29/5:06) | 15:34 | | 15:47 |
| 5. Dan Caddigan (Br Rice) | 15:37 | | |

Sandburg Boys:**'09**

- | | | | |
|---|-------|--|-------|
| 11. Mitch Rees (2:29-2:36/5:05-2:34/7:49-2:43/5:27/10:32-2:50/13:22-2:33/5:23) | 15:55 | | 17:09 |
| 12. Jimmy Panozzo (2:33-2:38/5:11-2:45/7:56-2:45/5:30/10:41-2:45/13:26-2:31/5:16) | 15:57 | | 16:43 |
| 13. Alex Kordas (2:34-2:37/5:11-2:44/7:55-2:47/5:31/10:42-2:47/13:29-2:31/5:18) | 16:00 | | 16:25 |
| 27. Jeff Lahucik (2:35-2:37/5:12-2:51/8:03-2:51/5:42/10:54-2:55/13:49-2:42/5:35) | 16:29 | | |
| 42. Matt Piper (2:37-2:41/5:18 - 2:59/8:17-2:57/ 5:56/ 11:14-3:02/14:16-2:42/ 6:02) | 16:58 | | 17:06 |

Open:**Team Totals:**

1. Sandburg—44 2. Lyons—45 3. Brother Rice—79 4. DGS—115 5. Conant—140

Top Finishers:

1. Tom Condreva (BR) 16:26
2. Chris Pilipiszyn (Lyons) 16:31
3. Scott Corsey (BR) 16:42

Sandburg Boys:

		'09
6. Mike Von Borstel	16:55	18:45
8. Danny Dewolf	17:07	17:24
9. Dominic Lifonti	17:08	18:03
10. Mark Oscai	17:13	17:05
11. Colin Fornaris	17:13	17:49
15. Mike Sawyers	17:19	17:28
22. Jack Flaherty	17:31	18:08
24. Ryan Altman	17:32	20:51
26. Pat Birk	17:35	18:33
27. Brian Smith	17:36	17:37
37. Ryan Duffy	17:55	16:54
40. Tim Prajka	18:00	20:55
41. Zach Butera	18:05	NT
55. Matt O'Neill	18:30	NT
72. Mike Sneideritis	19:07	NT
77. Ryan Bulthuis	19:16	20:04
84. Tyler Guzinski	19:24	19:40
85. Cody Marks	19:25	24:53
92. Shadman Jubaer	19:44	NT
127. Joe Faro	21:16	24:19
162. Kevin Koch	33:18	NT

Sandburg

CROSS COUNTRY

Lions Pride Invite - 9/4/2010

Lyons Township
Rankings

Event 4 Boys 4800 Meter Run CC Varsity

Name	Year School	Finals	Points
79 Unknown		20:35.07	
1 Telfer, Sam	Lyons Township	15:06.12	1
2 Eckhart, Dave	Maine South	15:10.29	2
3 Hevel, Derek	Sandburg	15:32.19	3
4 Tortorelli, Mike	Sandburg	15:34.32	4
5 Caddigan, Dan	Brother Rice	15:37.87	
6 Cunningham, Troy	Conant	15:49.85	5
7 Lester, Jeff	Downers Grove South	15:50.60	6
8 Vaccaro, Jon-Carlo	Maine South	15:51.39	7
9 Kokoris, Mike	Lyons Township	15:52.21	8
10 Niyork, Pat	Willowbrook	15:53.19	9
11 Rees, Mitch	Sandburg	15:55.27	10
12 Panozzo, Jimmy	Sandburg	15:57.54	11
13 Kordas, Alex	Sandburg	16:00.44	12
14 Haberkorn, Cody	Marist	16:01.01	13
15 Holt, Mark	Lyons Township	16:01.59	14
16 Miles, Harry	Downers Grove South	16:05.75	15
17 Matusiak, Mike	Lyons Township	16:06.55	16
18 Filipczak, Michal	Maine South	16:07.03	17
19 Rotondi, Tom	Lincoln Way East	16:07.64	18
20 Eckhart, Zach	Maine South	16:09.97	19
21 Mohan, Patrick	Lyons Township	16:10.74	20
22 Hauser, Kyle	Marist	16:11.65	21
23 Sinadinos, Nick	Lincoln Way East	16:12.23	22
24 Miller, Alexander	Conant	16:13.47	23
25 Pollard, Tim	Lyons Township	16:22.15	24
26 Byanna, Nikhil	Conant	16:23.13	25
27 Lahucik, Jeff	Sandburg	16:29.00	26
28 Brugh, Brett	Downers Grove South	16:31.52	27
29 Meyer, Cameron	Marist	16:33.76	28
30 Pedziwiatr, Mark	Lincoln Way West	16:35.09	29
31 Schneider, Tyler	Conant	16:35.76	30
32 Kirk, Nick	Downers Grove South	16:37.47	31
33 Eisenhart, Erich	Downers Grove South	16:38.19	32
34 Czyz, Jake	Downers Grove South	16:39.55	33
35 Rotunno, Brian	Downers Grove South	16:40.39	34
36 Buttimer, Keegan	Riverside Brookf	16:42.31	35
37 Weaver, James	Conant	16:46.10	36
38 Piecyk, Andrew	Maine South	16:47.52	37
39 Owens, Matthew	Lincoln Way West	16:48.31	38
40 Massa, Dominic	Conant	16:56.69	39
41 Shoro, Michael	Conant	16:57.12	40
42 Piper, Matt	Sandburg	16:58.50	41
43 Heneghan, Dan	Willowbrook	17:05.66	42
44 Trevizo, Travis	Riverside Brookf	17:07.09	43
45 Nowaczyk, Vince	Maine South	17:07.75	44
46 Melone, Joey	Riverside Brookf	17:12.61	45
47 Farrell, Eddie	Lyons Township	17:13.03	46
48 Stefka, Nate	Lincoln Way West	17:15.61	47
49 Cudnowski, Curt	Maine South	17:16.70	48
50 Crimmins, Billy	Lincoln Way West	17:27.25	49
51 Touissant, Mike	Stagg	17:28.84	50

Lions Pride Invite - 9/4/2010**Lyons Township
Rankings**

Event 4 Boys 4800 Meter Run CC Varsity									
6	Marist	181	13	21	28	54	65	66	67
	Total Time:	1:25:08.80							
	Average:	17:01.76							
7	Lincoln Way East	212	18	22	51	58	63	69	
	Total Time:	1:26:43.42							
	Average:	17:20.69							
8	Willowbrook	222	9	42	52	59	60	62	64
	Total Time:	1:27:21.19							
	Average:	17:28.24							
9	Lincoln Way West	231	29	38	47	49	68	72	
	Total Time:	1:27:03.20							
	Average:	17:24.64							
10	Riverside Brookfield	236	35	43	45	56	57	61	
	Total Time:	1:27:24.59							
	Average:	17:28.92							
11	Stagg	299	50	53	55	70	71	73	74
	Total Time:	1:31:38.18							
	Average:	18:19.64							

Lions Pride Invite - 9/4/2010

Lyons Township
Rankings

Event 2 Boys 4800 Meter Run CC JV

Name	Year School	Finals	Points
164 Unknown		27:28.68	
1 Condreva, Tom	Brother Rice	16:26.28	1
2 Pilipiszyn, Chris	Lyons Township	16:31.33	2
3 Corsey, Scott	Brother Rice	16:42.03	3
4 Slinkman, Joe	Lyons Township	16:47.51	4
5 Sarver, Steve	Conant	16:48.75	5
6 Von Borstel, Mike	Sandburg	16:55.69	6
7 Kelch, Ryan	Downers Grove South	16:56.51	7
8 DeWolf, Danny	Sandburg	17:07.08	8
9 Lifonti, Dominic	Sandburg	17:08.70	9
10 Oscai, Mark	Sandburg	17:13.11	10
11 Fornaris, Colin	Sandburg	17:13.82	11
12 Covey, Glenn	Lyons Township	17:17.05	12
13 Goyer, Luke	Lyons Township	17:17.73	13
14 Smith, Grant	Lyons Township	17:18.73	14
15 Sawyers, Michael	Sandburg	17:19.58	15
16 Hyde, Tim	Willowbrook	17:20.21	16
17 Lefevour, Mark	Lyons Township	17:21.58	17
18 Gilbert, Steven	Lyons Township	17:23.80	18
19 Ullrich, Chris	Downers Grove South	17:25.06	19
20 Huh, Jae Suk	Conant	17:25.96	20
21 Ryan, Patrick	Maine South	17:27.01	21
22 Flaherty, Jack	Sandburg	17:31.02	22
23 Larson, Aaron	Brother Rice	17:31.64	23
24 Altman, Ryan	Sandburg	17:32.26	
25 Valdes, Gabriel	Lyons Township	17:32.92	
26 Birk, Pat	Sandburg	17:35.48	
27 Smith, Brian	Sandburg	17:36.46	
28 Layden, Will	Lyons Township	17:37.19	
29 Schwinger, Jake	Downers Grove South	17:43.96	24
30 Cira, Tom	Brother Rice	17:47.04	25
31 Paradiso, Mike	Maine South	17:47.95	26
32 Hallberg, Jim	Brother Rice	17:49.80	27
33 Corley, Nolan	Brother Rice	17:50.43	28
34 Groenewold, Anthony	Maine South	17:51.41	29
35 Janicki, Nick	Lyons Township	17:53.78	
36 Lippi, Patrick	Downers Grove South	17:54.60	30
37 Duffy, Ryan	Sandburg	17:55.46	
38 Smith, Adam	Lyons Township	17:58.06	
39 Acker, Chris	Lyons Township	17:59.38	
40 Prajka, Tim	Sandburg	18:00.52	
41 Butera, Zach	Sandburg	18:05.75	
42 Karas, Andrew	Lyons Township	18:07.73	
43 McClain, Emmet	Brother Rice	18:09.26	31
44 Zielinski, Mike	Maine South	18:11.84	32
45 Sweeney, Drew	Maine South	18:12.49	33
46 Bodell, Tony	Stagg	18:13.82	34
47 Wulf, Kyle	Downers Grove South	18:14.34	35
48 Patel, Ravi	Conant	18:14.89	36
49 Kohls, Adam	Downers Grove South	18:17.51	37
50 Alter, Tom	Downers Grove South	18:20.64	38
51 Prentice, Sam	Lyons Township	18:22.53	

Lions Pride Invite - 9/4/2010

Lyons Township
Rankings

....Event 2 Boys 4800 Meter Run CC JV

52	Foley, Dan	Lyons Township	18:24.79	
53	Stewart, John	Lyons Township	18:26.19	
54	Hartsfeld, Kevin	Conant	18:29.51	39
55	Oneall, Matt	Sandburg	18:30.76	
56	Desai, Nandish	Conant	18:33.49	40
57	Oury, Sam	Downers Grove South	18:33.98	
58	Morrisroe, Kevin	Maine South	18:34.78	41
59	Schmid, Peter	Downers Grove South	18:35.65	
60	Toot, Kevin	Willowbrook	18:40.82	42
61	Berger, Mike	Brother Rice	18:42.73	
62	Lundahl, Grant	Lyons Township	18:44.74	
63	Dolphin, Lou	Maine South	18:45.36	43
64	Rosenwinkel, Jack	Willowbrook	18:46.15	44
65	McCormack, Connor	Lyons Township	18:48.27	
66	Timyan, Jack	Lyons Township	18:52.10	
67	Yurek, Tom	Downers Grove South	18:53.46	
68	Snaer, Alex	Conant	18:54.86	45
69	Mack, Joe	Maine South	18:58.00	
70	Mahoney, Pat	Brother Rice	19:05.35	
71	Reed, Kevin	Marist	19:06.85	
72	Sneideraitis, Michael	Sandburg	19:07.60	
73	Roesslein, Steve	Willowbrook	19:08.81	46
74	Rajewski, Matthew	Conant	19:10.13	47
75	Couillard, Ben	Downers Grove South	19:12.78	
76	Dotan, Scott	Lyons Township	19:13.81	
77	Bulthuis, Ryan	Sandburg	19:16.36	
78	Moylan, Kevin	Stagg	19:19.10	48
79	Lizasuaian, Alex	Willowbrook	19:21.55	49
80	Parra, Mike	Lyons Township	19:22.14	
81	Newman, Sean	Lyons Township	19:22.63	
82	Moran, Conor	Lyons Township	19:23.10	
83	NG, Grandon	Maine South	19:23.55	
84	Guzinski, Tyler	Sandburg	19:24.04	
85	Marks, Cody	Sandburg	19:25.55	
86	Goetz, Austin	Nazareth	19:26.58	50
87	Prado, Kevin	Riverside Brookf	19:30.81	51
88	Murino, Frankie	Lyons Township	19:35.39	
89	Ford, Keaton	Downers Grove South	19:37.25	
90	Ferneua, Richie	Stagg	19:40.62	52
91	Heavey, Matt	Brother Rice	19:42.45	
92	Jubaer, Shadman	Sandburg	19:44.60	
93	Pusatera, Anthony	Lyons Township	19:45.53	
94	Burlison, Noah	Downers Grove South	19:47.75	
95	Biernacki, Steven	Stagg	19:55.68	53
96	Cahill, Braydon	Willowbrook	19:57.16	54
97	Garbacz, Mark	Willowbrook	19:57.92	55
98	Kocek, Connor	Lyons Township	19:59.62	
99	Baichi, Jeremy	Riverside Brookf	20:00.08	56
100	Kersting, Brett	Downers Grove South	20:00.59	
101	Starosta, Cody	Marist	20:02.34	
102	Bosman, Chad	Downers Grove South	20:03.95	
103	Felice, Zach	Lincoln Way East	20:04.59	
104	Harmon, Robert	Conant	20:06.67	
105	Duhly, Jake	Riverside Brookf	20:11.44	57
106	Wilson, Cory	Downers Grove South	20:21.07	

Lions Pride Invite - 9/4/2010

Lyons Township
Rankings

....Event 2 Boys 4800 Meter Run CC JV

107	Steder, Mike	Willowbrook	20:25.40	
108	Swanson, Joel	Lyons Township	20:29.88	
109	Hannigan, Jack	Nazareth	20:30.29	58
110	Scafiddi, Andrew	Riverside Brookf	20:31.73	59
111	McNamee, Kevin	Maine South	20:33.03	
112	Wyrick, Tim	Lyons Township	20:36.54	
113	Dudzik, Alex	Lyons Township	20:41.65	
114	Johnson, Nate	Lyons Township	20:42.53	
115	Schaudt, Elliot	Willowbrook	20:45.63	
116	Rietjens, Will	Stagg	20:46.38	60
117	Hansen, Bob	Riverside Brookf	20:47.20	61
118	Moroney, TJ	Downers Grove South	20:47.74	
119	Natanek, Nick	Stagg	20:53.03	62
120	Kram, Andrew	Lyons Township	20:53.66	
121	Mandera, Ryan	Riverside Brookf	20:56.94	63
122	Walsh, Tom	Lyons Township	20:59.73	
123	Stables, Nathan	Lyons Township	21:00.32	
124	Dina, Dominic	Lyons Township	21:01.18	
125	Roche, Clarke	Nazareth	21:07.08	64
126	Reeder, Harrison	Lyons Township	21:14.91	
127	Faro, Joe	Sandburg	21:16.26	
128	McCarty, Nicolas	Conant	21:20.41	
129	Swearingen, Mike	Stagg	21:21.37	65
130	Griffith, Patrick	Marist	21:24.61	
131	Regan, Colin	Lyons Township	21:25.28	
132	Stables, Andrew	Lyons Township	21:25.84	
133	Roleowicz, Jeremy	Riverside Brookf	21:26.54	66
134	Schousen, Dave	Willowbrook	21:29.40	
135	Rizko, Mark	Nazareth	21:30.84	67
136	Curatin, Jake	Riverside Brookf	21:35.48	
137	Gonzalez, Ethan	Riverside Brookf	21:47.91	
138	Griffin, Ryan	Brother Rice	21:49.05	
139	Bruck, Mike	Lyons Township	21:55.69	
140	Fox, Brian	Lyons Township	22:06.92	
141	Consadine, Peter	Riverside Brookf	22:18.30	
142	Houtchens, Brandon	Stagg	22:20.45	
143	Duarte, Andrew	Stagg	22:22.68	
144	Zidarich, Eric	Downers Grove South	22:34.17	
145	Schmidt, Henry	Stagg	22:42.88	
146	Bowers, Benjamin	Conant	22:48.84	
147	Roa, Rohan	Conant	22:50.14	
148	Shelly, Luke	Stagg	22:50.83	
149	Drent, Kevin	Nazareth	22:58.59	68
150	Khan, Fahad	Conant	23:01.19	
151	Rivera, Isais	Riverside Brookf	23:01.64	
152	Wlosek, Bobby	Nazareth	23:12.01	69
153	Hwang, Shawn	Riverside Brookf	23:15.62	
154	Arroyo, Riccardo	Riverside Brookf	23:33.64	
155	Wollach, Nathan	Nazareth	23:40.35	70
156	Burke, Kevin	Lyons Township	23:50.00	
157	Flaherty, Thomas	Lyons Township	23:52.55	
158	Castillo, Michael	Downers Grove South	24:14.47	
159	Bagan, Melachi	Riverside Brookf	25:48.78	
160	Holtschlag, Austin	Lyons Township	27:14.84	
161	Walsh, Richard	Stagg	27:20.20	

Lions Pride Cross Country Invite - 9/4/2010

Lyons Township HS

Rankings

Event 6 Boys 4800 Meter Run CC Sophomore

Name	Year School	Finals	Points
127 Unknown		27:33.90	
1 McMahon, Pat	Sandburg	16:00.80	1
2 Maguire, Pat	Brother Rice	16:06.80	2
3 Doaln, Kevin	Maine South	16:45.40	3
4 Graves, Aaron	Sandburg	16:51.50	4
5 Letz, Pat	Sandburg	16:52.90	5
6 Dee, Ethan	Sandburg	16:53.40	6
7 Stefik, Michael	Sandburg	17:00.00	7
8 Sawyers, Matt	Sandburg	17:04.30	8
9 Flinn, Patrick	Maine South	17:05.50	9
10 Maigler, Kevin	Maine South	17:11.30	10
11 Accettura, Mike	Lyons Township	17:12.10	11
12 Kasper, Joe	Downers Grove South	17:15.80	12
13 Robertson, Sean	Lyons Township	17:17.80	13
14 Keen, John	Riverside Brookf	17:19.40	
15 Hughes, Eamonn	Lincoln Way East	17:20.60	14
16 Fabian, Adam	Lincoln Way West	17:22.40	15
17 Lavelle, Steve	Maine South	17:23.50	16
18 Mysz, John	Lyons Township	17:25.90	17
19 Prajka, Nicholas	Sandburg	17:30.10	18
20 Miklosz, Dan	Lyons Township	17:32.10	19
21 Hogan, Christopher	Sandburg	17:32.40	
22 Melerski, Ryan	Maine South	17:36.10	20
23 Kennedy, Ryan	Lincoln Way West	17:46.20	21
24 Delaney, Connor	Lyons Township	17:48.90	22
25 Ziolkowski, Luke	Lyons Township	17:49.90	23
26 Mangan, Jimmy	Maine South	17:52.80	24
27 Pawlisz, Wade	Lincoln Way West	17:55.00	25
28 Johnston, Like	Lincoln Way East	17:59.90	26
29 Sieczkowski, Bill	Sandburg	18:00.70	
30 Steinfels, Sam	Maine South	18:08.80	27
31 Sprague, Ken	Riverside Brookf	18:09.40	
32 Maciag, Anthony	Brother Rice	18:12.20	28
33 Reeter, Dan	Downers Grove South	18:19.00	29
34 Gavavi, Kyle	Maine South	18:21.40	
35 Goc, Konrad	Lincoln Way East	18:23.50	30
36 Carlson, Zach	Lyons Township	18:23.90	31
37 Popper, Matthew	Maine South	18:25.80	
38 Ciucci, Sam	Downers Grove South	18:31.10	32
39 Allen, Tyler	Lyons Township	18:32.40	
40 Jablonski, Trevor	Lincoln Way West	18:34.50	33
41 Struzik, Zach	Sandburg	18:40.30	
42 White, PJ	Downers Grove South	18:41.10	34
43 Tzortis, Nicholas	Maine South	18:44.90	
44 Nealis, Andres	Marist	18:46.90	35
45 Heneghan, Liam	Downers Grove South	18:50.40	36
46 Franko, Cameron	Nazareth	18:50.90	37
47 Hamor, Aidan	Lyons Township	18:55.60	
48 O'Farrell, Luke	Marist	18:57.60	38
49 Fisher, James	Conant	18:58.80	39
50 McGuire, Tyler	Lincoln Way East	18:59.40	40
51 Scherer, Brian	Maine South	19:03.60	

Lions Pride Cross Country Invite - 9/4/2010

Lyons Township HS

Rankings

....Event 6 Boys 4800 Meter Run CC Sophomore

52	McDonagh, Brian	Lyons Township	19:04.30	
53	Robinson, Kyle	Lyons Township	19:05.40	
54	Sobczak, DJ	Lincoln Way East	19:06.80	41
55	Dehlin, Eric	Marist	19:08.60	42
56	Rubino, Mitchell	Nazareth	19:09.20	43
57	McCabe, John	Marist	19:10.60	44
58	Ghosh, Amal	Downers Grove South	19:11.00	45
59	Kriha, Connor	Lyons Township	19:11.70	
60	Brendza, Matt	Maine South	19:14.90	
61	Sibug, Emmanuel	Marist	19:18.10	46
62	Shashkevich, Anthony	Marist	19:21.10	47
63	Shelstrom, Jeff	Stagg	19:21.60	
64	Lim, Patrick	Sandburg	19:26.20	
65	Schweinberg, Alec	Conant	19:27.80	48
66	Dieter, Gus	Lyons Township	19:32.30	
67	O'Shea, Jack	Brother Rice	19:33.00	49
68	Mathew, Ryan	Maine South	19:35.60	
69	Speer, Ryan	Lyons Township	19:40.90	
70	Karl, Alex	Lincoln Way East	19:41.40	50
71	Laws-Simmons, Terrance	Downers Grove South	19:41.80	51
72	Contarino, Alex	Lyons Township	19:47.30	
73	Eugenis, Peter	Maine South	19:53.00	
74	Rhodes, Shane	Lyons Township	19:53.40	
75	Bryson, Tom	Lyons Township	19:55.40	
76	Reynolds, Bob	Marist	20:02.40	52
77	Baker, Brendan	Brother Rice	20:04.70	53
78	Anderson, Elijah	Marist	20:05.30	
79	Mulligan, Quin	Lyons Township	20:05.90	
80	Riccione, John	Lyons Township	20:09.70	
81	Steele, Tyler	Maine South	20:11.10	
82	Vanderkrabben, Luke	Sandburg	20:11.90	
83	Winner, Nick	Lyons Township	20:12.40	
84	Eilrich, Scott	Conant	20:14.10	54
85	Andress, Matt	Conant	20:14.40	55
86	Palla, Kishore	Downers Grove South	20:26.50	
87	Harty, Paddy	Stagg	20:31.40	
88	Reed, Taylor	Downers Grove South	20:32.40	
89	Pudlo, Joe	Lyons Township	20:34.40	
90	Waters, Sean	Brother Rice	20:38.20	56
91	Callahan, Liam	Lyons Township	20:40.20	
92	Damph, Jacob	Stagg	20:43.00	
93	Bowers, Justin	Conant	20:43.80	57
94	Brown, Andrew	Nazareth	20:44.40	58
95	Eilrich, Russell	Conant	20:45.10	59
96	Vastilk, Kevin	Lincoln Way West	20:45.80	60
97	Stanton, Jack	Nazareth	20:46.40	61
98	Kennedy, Bill	Marist	20:50.70	
99	Norris, Austin	Brother Rice	21:00.50	62
100	Gilman, Tom	Lincoln Way East	21:06.90	63
101	Stewart, Mike	Lyons Township	21:12.30	
102	Smentek, Clayton	Lyons Township	21:18.80	
103	Mulcrone, Kevin	Lyons Township	21:21.40	
104	Sachdena, Aarsh	Conant	21:24.50	64
105	McCray, Kevin	Nazareth	21:27.50	65
106	Johnson, Tyler	Marist	21:32.60	

Lions Pride Invite - 9/4/2010

Lyons Township
Rankings

Event 8 Boys 3200 Meter Run CC Frosh

Name	Year School	Finals	Points
124 Unknown		17:59.33	
125 Unknown		17:59.33	
1 Carpenter, Jack	Maine South	10:30.33	1
2 McCarter, Ed	Lyons Township	10:31.98	2
3 Haberkorn, Kyle	Marist	11:09.68	3
4 Zona, Dominic	Lyons Township	11:10.25	4
5 Unseth, Will	Willowbrook	11:19.69	5
6 Haberkorn, Luke	Marist	11:22.31	6
7 Layden, Nicholas	Lyons Township	11:24.18	7
8 Lupano, Daniel	Lyons Township	11:25.95	8
9 Sweeney, Jimmy	Maine South	11:27.66	9
10 Gruns, Terry	Stagg	11:30.29	
11 Ryan, James	Lyons Township	11:31.42	10
12 Layden, Matthew	Lyons Township	11:35.98	11
13 Gleisner, Adam	Sandburg	11:37.62	12
14 McDill, Dan	Maine South	11:39.20	13
15 August, Matt	Lincoln Way East	11:39.98	14
16 Bailey, Nathan	Sandburg	11:41.74	15
17 Turek, Nick	Willowbrook	11:44.84	16
18 Szubryt, Austin	Lincoln Way East	11:45.36	17
19 Durkin, James	Brother Rice	11:45.80	
20 Fish, David	Downers Grove South	11:46.26	18
21 Armstrong, Chris	Maine South	11:48.26	19
22 Garner, Ed	Willowbrook	11:50.57	20
23 Patterson, Dan	Lyons Township	11:51.12	21
24 Piechalak, Dave	Stagg	11:59.14	
25 Theide, Alex	Conant	11:59.55	22
26 O'Connor, Tim	Brother Rice	12:03.25	
27 Friesl, Jason	Maine South	12:07.96	23
28 Gardner, Paul	Sandburg	12:10.22	24
29 Kocur, Chris	Lincoln Way East	12:10.73	25
30 Davidson, Michael	Marist	12:11.60	26
31 Mennemerer, Noah	Lyons Township	12:13.55	
32 Templin, Reed	Lincoln Way East	12:14.90	27
33 Plan, Brad	Conant	12:18.27	28
34 Tobin, Paul	Maine South	12:19.11	29
35 O'Neill, CJ	Lyons Township	12:20.55	
36 Edsey, Max	Maine South	12:21.40	30
37 Curtin, Dan	Riverside Brookf	12:23.54	31
38 Caron, Luke	Willowbrook	12:25.22	32
39 Mayer, Mike	Lyons Township	12:25.61	
40 Palucki, John	Maine South	12:31.06	
41 Campbell, Steven	Lyons Township	12:32.17	
42 Becker, Will	Sandburg	12:33.20	33
43 Glynn, Martin	Lyons Township	12:33.80	
44 Blazek, Tim	Maine South	12:38.32	
45 Faje, Brian	Riverside Brookf	12:39.12	34
46 Crause, Connor	Sandburg	12:39.59	35
47 Poe, Ryan	Sandburg	12:40.17	36
48 Prinz, Zachary	Lyons Township	12:43.55	
49 Conger, Scott	Downers Grove South	12:44.94	37
50 Hartoonian, Graham	Lyons Township	12:46.50	

Lions Pride Invite - 9/4/2010

Lyons Township
Rankings

....Event 8 Boys 3200 Meter Run CC Frosh

51	Stork, Andy	Lyons Township	12:48.66	
52	Gay, Michael	Lyons Township	12:49.26	
53	Phillips, Mike	Lincoln Way West	12:53.10	
54	Stork, Ryan	Lyons Township	12:55.28	
55	Stanuch, Kevin	Downers Grove South	12:59.28	38
56	Grabowski, Andrew	Maine South	12:59.91	
57	Barry, Xavier	Lyons Township	13:02.65	
58	Walls, John	Sandburg	13:05.14	39
59	Nicholson, Cody	Conant	13:05.87	40
60	Depesa, Nick	Sandburg	13:07.44	
61	Leavitt, Ethan	Lyons Township	13:08.06	
62	Gorman, Billy	Maine South	13:08.56	
63	Smolik, Robert	Conant	13:09.08	41
64	Scales, Charlie	Maine South	13:10.93	
65	Hartig, Alex	Downers Grove South	13:11.38	42
66	Perez-Tamayo, Sam	Lyons Township	13:12.30	
67	Garvard, Jeremy	Willowbrook	13:12.78	43
68	Mashek, Ian	Lincoln Way West	13:15.47	
69	Shaughnessy, Jason	Downers Grove South	13:17.06	44
70	Donnelly, Ryan	Stagg	13:18.87	
71	Whitman, Grant	Lincoln Way East	13:19.33	45
72	Dorner, Luke	Downers Grove South	13:21.48	46
73	Waters, Phil	Maine South	13:22.23	
74	Rnagal, Anthony	Riverside Brookf	13:23.24	47
75	Moreno, Brian	Willowbrook	13:26.31	48
76	Digan, Peter	Downers Grove South	13:27.19	49
77	Gruskovac, Jacob	Willowbrook	13:27.72	50
78	Hunter, Paul	Lyons Township	13:28.39	
79	Zalewski, Ian	Sandburg	13:31.31	
80	Foody, Brian	Marist	13:31.90	51
81	Hinton, Nick	Lincoln Way West	13:34.49	
82	Bone, Jimmy	Lyons Township	13:35.89	
83	McIntyre, Robert	Lincoln Way East	13:41.40	52
84	DeAvila, Anthony	Marist	13:47.54	53
85	Jamrozik, Dan	Stagg	13:53.76	
86	Murphy, Liam	Marist	13:54.73	54
87	Carabez, Dominic	Riverside Brookf	13:55.31	55
88	Fritz, Tyler	Marist	14:01.94	56
89	Greska, Danny	Lyons Township	14:03.56	
90	Gonzalez, Miguel	Riverside Brookf	14:04.15	57
91	Sullivan, Matthew	Nazareth	14:05.53	
92	Falls, Connor	Marist	14:06.91	
93	Turner, Barrett	Maine South	14:09.11	
94	Fennessy, Joeseeph	Marist	14:10.81	
95	Borys, Kasper	Lincoln Way East	14:14.01	58
96	Vanderpool, Daniel	Lincoln Way East	14:15.76	
97	Manos, Nick	Maine South	14:27.21	
98	Clarke, Ian	Riverside Brookf	14:29.21	59
99	Anzelmo, Daniel	Marist	14:30.84	
100	Bennett, Cody	Marist	14:32.29	
101	Schultz, Ken	Lincoln Way East	14:35.52	
102	Marvin, Chris	Downers Grove South	14:42.44	
103	Nedza, Mike	Maine South	14:44.73	
104	Titzer, Bobby	Nazareth	14:52.64	
105	Gonzalez, Luis	Riverside Brookf	14:53.47	60



SANDBURG CROSS COUNTRY

NEWS AND NOTES

RUNNERS OF THE WEEK: Bill Siczkowski, Ryan Duffy

Reavis Invitational

Saturday, Sept. 11, 2010

High 60's/Rain/Wet

COACH'S COMMENTS: Last week we talked about setting expectations high, regardless of what others might expect from us. As we continue on in this season, my feeling is that our own personal expectations should be that we win every race that we run. There is no reason to have a lower expectation than that. We are the best team in the state and we will continue to prove that week after week.

Reavis offered guys an opportunity to race in an environment that they may not get on a weekly basis. We had six guys in the varsity race who were not in the varsity race last week, which also gave others the responsibility to step up to perform in the open race. The sophomores were without McMahon, who operated as our first runner at Lyons. All of this provoked guys to step up. And stepping up is exactly what I saw out there. It was first time we've ever won the Reavis Invitational on the varsity without a full squad. In fact, it's the first time we've won a plaque of any kind at Reavis without our full squad. The **Super Sophs** continued on their tear by winning in dominating fashion. **Graves, Stefik, Dee and Letz** have proven how hard work pays off. I also loved how **Chris Hogan** didn't place himself behind that pack just because they beat him at Lyons. He was aggressive and was looking make something happen. I love it. I look forward to how they will respond to the challenge of Peoria this week. Perhaps my favorite part of the entire day was watching the varsity pack run down a pack of Lyons runners in the final 200 meters. It was like they were released from a cage and hunted them down. One guy who has showed a great deal of guts in both races this season is **Colin Fornaris** who in both races was told he needed to catch a pack in front of him for the win and he did it both times, helping us to a win. In the open race we had some great things happen. First, **Ryan Duffy** has had some adversity the past year which he has worked through. He was adamant about his goal to win and he was not afraid to say it. He planned it out, executed and brought home the victory. It is a step in the right direction and more importantly, it is the winning attitude I want to see on this team. **Bill Siczkowski** is someone who I am really proud to have on the team in the way that he contributes in so many different ways. In his first season, he is already a leader and has always been a hard worker. That work ethic is starting to really pay off as he is learning how to race a three mile race well. At Reavis he made a big jump and will add yet another powerful piece to the **Super Soph** pack.

Heading into Peoria this week we will have some challenging competition. A competitive environment can challenge your composure, but your job is to respond with even more poise and certainty. When the weather gets bad we don't even talk about it—it's not big deal. Zero degrees? Rain? Heat? Ok, let's run. We just respond with even more conviction. The weather is a challenge that we never flinch at. Saturday the competition is a challenge and I am looking to see how each of you respond. I am looking for guys who love competition and who sees competition as their way of reaching their best. It will be fun to watch for that on Saturday. I'd like to see guys like Mark Oscai step up even more at Peoria and make a run at being an impact varsity runner for us. That doesn't mean running recklessly, but it does mean running with a lot of guts and hunger. As many of you notice, we have a bevy of great runners on this team. Ultimately, I know it will be as hard as ever to pick a 12-man state series roster. This needs to be declared the Tuesday after conference. This year's squad is really critical because we will likely run some alternates in the IHSA Regional. We can't go to state if we don't qualify out of the regional. We will need some guys to emerge. Right now if making that roster and having that opportunity to run in regionals and beyond is a goal of yours, you will need to show the hunger, the poise, and emotional discipline, and the ability to get the job done.

Overall, great second week, great opportunities ahead...let's great ready for some big races!

TIDBITS:

- ✓ Thanks to the parents, family and friends who have been coming out to the meets and showing support.
- ✓ "Top 10" lineups for Soph and Varsity races will be announced soon.
- ✓ Saturday is the Peoria Notre Dame Inv. Travel time is approx. 2-2.5 hours. We will also be spending a little time on state meet strategy after the race, so we will not be getting back until early evening (more precise timeline is forthcoming). We will be discussing state meet race strategy after the race. We have a lot to go over.
- ✓ Barbeque scheduled for post-meet.

WHAT'S NEXT: Goals for Peoria: Some of the top ranked schools in the country are there. Let's go get 'em.. PR's for everyone. Sub 16:30 Club for F/S and Sub 15:30 Club for juniors/seniors.

Sophomore:

Team Totals:

1. Sandburg...43 2. Lyons...60 3. Libertyville...86 4. Brother Rice...146 5. Marist...159

SANDBURG

		<u>'09 (High 70's)</u>
6. Graves 5:27-5:38(11:15)-5:39	16:54	18:21 (-1:27)
7. Stefik 5:28-5:40 (11:18)-5:50	16:58	20:16 (-2:18)
8. Dee 5:29-5:37 (11:16)-5:42	16:58	18:22 (-1:24)
11. Letz 5:28-5:39 (11:17)-5:51	17:08	17:59 (-:51)
13. Ma Sawyers 5:33-5:58 (11:31)-5:44	17:15	19:18 (-2:03)
15. Hogan 5:27-5:41 (11:18)-6:02	17:20	20:33 (-3:13)
18. N Prajka 5:30-6:06 (11:36)-6:04	17:40	19:25 (-1:45)

Varsity:

Team Totals:

1. Sandburg -106 2. Reavis—125 3. Lyons—130 4. Marist—154 5. Libertyville--175

SANDBURG

		<u>'09 (High 70's)</u>
18. Piper 5:32-5:39 (11:11)-5:31	16:42	17:23 (-:41)
21. Ocai 5:33-5:39 (11:12)-5:41	16:53	17:24 (-:31)
25. Fornaris 5:31-5:44 (11:15)-5:51	16:56	18:22 (-1:26)
28. DeWolf 5:28-5:52 (11:20)-5:40	17:00	18:02 (-1:02)
29. Mi Sawyers 5:35-5:46 (11:21)-5:39	17:00	17:53 (-:53)
34. Von Borstel 5:27-5:53 (11:20)-5:41	17:01	18:38 (-1:37)
35. Lifonti 5:31-5:50 (11:21)-5:42	17:03	18:16 (-1:13)

Open:

		<u>'09 (High 70's)</u>
1. Duffy 5:25-5:55 (11:20)-5:51	17:11	17:09 (+:02)
2. Flaherty 5:41-5:50 (11:31)-5:51	17:20	20:04 (-2:44)
7. Altman 5:31-5:33 (11:34)-5:56	17:30	20:55 (-3:25)
8. Siczkowski 5:50-5:52 (11:42)-5:48	17:30	NT
10. Birk 5:50-5:44 (11:34)-5:58	17:32	18:45 (-1:13)
11. Smith 5:31-6:09 (11:38)-6:00	17:38	17:44 (-:06)
20. Butera 5:45-6:19 (12:04)-6:06	18:10	NT
26. T. Prajka 5:45-6:20 (12:05)-6:14	18:19	20:24 (-2:05)
27. O'Neill 6:00-6:15 (12:15)-6:08	18:23	NT
31. Struzik 5:53-6:20 (12:13)-6:27	18:40	NT
43. Gleisner 6:18-6:33 (12:51)-6:07	18:58	NT
44. Marks 6:14-6:28 (12:42)-6:18	18:59	23:31 (-4:32)
45. Sneideritis 6:20-6:18 (12:38)-6:21	18:59	NT
48. Bailey 6:18-6:33 (12:51)-6:15	19:06	NT
50. Guzinski 6:15-6:23 (12:38)-6:33	19:11	20:10 (-:59)
52. Lim 6:15-6:35 (12:50)-6:24	19:14	22:45 (-3:31)
74. Bulthuis 6:27-6:43 (13:10)-6:33	19:43	20:09 (-:26)
86. Becker 6:30-6:53 (13:23)-6:35	19:58	NT
97. Depesa 6:40---	20:16	NT
98. Vanderkrabben 6:52-6:53 (13:45)-6:32	20:17	22:02 (-1:45)
109. Woods 6:38-7:03 (13:41)-6:47	20:28	NT
115. Kenes ----13:43-6:55	20:38	NT
122. Jubaer 6:40-----	20:44	NT
129. Crause ----13:59-6:51	20:50	NT
141. Stenson 6:52-7:15 (14:07)-7:07	21:14	NT
144. Poe ---14:20-6:55	21:15	NT
149. Walls -----(14:18)-7:02	21:20	NT
171. Faro 6:58-7:29 (14:27)-7:15	21:42	23:13 (-1:31)
193. Walsh 6:58-7:50(14:48)-7:32	22:20	24:35 (-2:15)
203. Zalewski --- (15:27)-7:13	22:41	NT
230. Mangold 7:25-8:07 (15:34)-7:59	23:33	NT
235. Cieslik 7:29----	23:37	NT
258. Flowers 7:54-7:40 (15:34)-9:49	25:23	25:43 (-:20)
262. Llereza 8:16-8:53 (17:09)-8:45	25:54	NT
284. Calderon 9:19-9:31 (10:12)-8:47	28:18	NT
292. Koch 10:00-11:15 (21:15)-10:08	31:23	NT

Kreppert Kompusport Software

Computerized Sports Timing & Scoring

[Home](#)
[Up](#)
[Search](#)
[Contents](#)
[Feedback](#)

Boys Varsity

[Girls Fr/So](#)
[Boys Fr/So](#)
[Girls Varsity](#)
[Boys Varsity](#)
[Girls Open](#)
[Boys Open](#)


Sept. 11, 2001

And our flag was still there, o'er the Land of the Free, and the Home of the Brave.
God Bless America!

[View detail info about the meet.](#)

GPS coordinates, meet schedule, participating teams, course map, etc.

[Individual Results](#)

[Final Team Standings \(by points\)](#)

[Final Team Standings \(by time\)](#)

46th Annual Reavis Rams Invitational

September 11, 2010
Boys Varsity
3.0 Miles

RACE RESULTS

Course record is 0:15:07.7 by Zach Dahleen of Carl Sandburg on Nov. 1, 2008

Place	Ovral Score	School	Name	Time
1	1	Hinsdale South	Donald DeSalvo (Sr)	0:15:45.8
2		Brother Rice	Dan Caddigan (Jr)	0:15:48.3
3	2	St. Laurence	Ryan Sheeran (Sr)	0:15:53.0
4	3	Oak Lawn	Eric Lindelsee (Jr)	0:15:54.6
5	4	Marist	Cody Haberkorn (Jr)	0:15:59.7
6		Hope	Ike Muzikowski (Sr)	0:16:09.7
7	5	Tinley Park	Matt Jemilo (Sr)	0:16:11.1
8	6	Reavis	Michael Amashta (Jr)	0:16:15.3
9	7	Marist	Kyle Hauser (So)	0:16:17.6
10	8	Lincoln-Way North	John Niendorf (Sr)	0:16:20.0
11	9	Libertyville	Daniel Ryan (Jr)	0:16:23.0
12	10	Marist	Cam Meyer (Jr)	0:16:29.4
13	11	Richards	Tim Geraghty (Jr)	0:16:33.1

14	12	Marian Catholic	Nate Bodnar (Sr)	0:16:35.5
15	13	Reavis	Adam Tyrka (Sr)	0:16:37.1
16	14	Bloom Township	Jacob Hernandez (Jr)	0:16:42.1
17		Brother Rice	Scott Corsey (Sr)	0:16:42.5
18	15	Sandburg	Matt Piper (Sr)	0:16:43.9
19	16	Lyons Township	Joe Slinkman (Sr)	0:16:46.3
20	17	Hinsdale South	Jack Arendt (Sr)	0:16:48.7
21	18	Sandburg	Mark Oscai (Jr)	0:16:54.8
22	19	Eisenhower	Richard Wilson (So)	0:16:55.6
23	20	Oak Lawn	T.J. Michaels (Jr)	0:16:56.1
24	21	Lincoln-Way North	John Satkas (Sr)	0:16:57.6
25	22	Sandburg	Colin Fornaris (Jr)	0:16:58.8
26	23	Homewood-Flossmoor	Alex Clemetson (Sr)	0:17:00.2
27	24	Reavis	Daniel Marin (Sr)	0:17:00.9
28	25	Sandburg	Danny Dewolf (Sr)	0:17:01.7
29	26	Sandburg	Michael Sawyers (Jr)	0:17:02.0
30	27	Lyons Township	Eddie Farrell (Sr)	0:17:02.3
31	28	Lyons Township	Grant Smith (Jr)	0:17:02.5
32	29	Lyons Township	Glenn Covey (Sr)	0:17:02.8
33	30	Lyons Township	Luke Goyer (Sr)	0:17:03.2
34	31	Sandburg	Mike Von Borstel (Jr)	0:17:03.5
35	32	Sandburg	Dominic Lifonti (Jr)	0:17:05.4
36	33	Tinley Park	Mitch Wood (So)	0:17:06.2
37	34	Libertyville	Kevin Pfeil (Jr)	0:17:07.2
38	35	Bloom Township	Joaquin Silva (Jr)	0:17:15.4
39	36	Lincoln-Way North	Denton Wallace (So)	0:17:18.0
40	37	Reavis	Marco Almanza (Sr)	0:17:18.3
41	38	Stagg	Mike Toussaint (Jr)	0:17:20.2
42	39	Libertyville	Kevin Burke (Jr)	0:17:23.8
43	40	Homewood-Flossmoor	Doug Anderson (Sr)	0:17:24.5
44	41	Homewood-Flossmoor	Cahron Cross (Jr)	0:17:27.1
45	42	Bloom Township	Stephan Riley (Fr)	0:17:27.4
46	43	Oak Lawn	Dan Ouimette (Jr)	0:17:29.1
47	44	Lyons Township	Mark Lefevour (So)	0:17:29.5
48	45	Reavis	Dawid Palac (So)	0:17:30.5
49	46	Libertyville	Samuel Amdur (Sr)	0:17:30.8
50	47	Libertyville	Kevin Heller (Jr)	0:17:31.3
51	48	Richards	Matt Lukens (Jr)	0:17:31.6
52	49	Reavis	Adam Gurke (Sr)	0:17:32.1
53	50	Lyons Township	Ben Groya (Jr)	0:17:32.8
54	51	Marian Catholic	Matthew Lamb (Jr)	0:17:39.2
55	52	Libertyville	Scott Cooper (Sr)	0:17:40.5
56	53	Stagg	A.J. Grimberg (Sr)	0:17:40.8
57	54	Hinsdale South	Ryan Hawken (Sr)	0:17:42.7
58	55	Libertyville	Cameron Taylor (Jr)	0:17:48.8
59	56	Oak Lawn	Chris Mephram (Sr)	0:17:49.5
60	57	Oak Lawn	Collin Demski (Sr)	0:17:51.9
61	58	St. Laurence	Connor Murphy (Jr)	0:17:52.5
62	59	Homewood-Flossmoor	Rashaun Warner (Jr)	0:17:53.8
63	60	Tinley Park	Tim O'Brien (Jr)	0:17:55.9
64	61	Tinley Park	Chris Gill (Sr)	0:17:56.3
65	62	Lincoln-Way North	Matt Mugavero (So)	0:17:56.7
66	63	Hinsdale South	Martin Schmitt (Jr)	0:17:57.3
67	64	Eisenhower	Edgar Gonzalez (So)	0:17:58.0
68	65	Marist	Leo Martinez (Sr)	0:17:59.3
69	66	Rich Central	Kevin Teague (Sr)	0:18:01.0
70	67	Reavis	Jeremy Coleman (Sr)	0:18:03.2
71	68	Marist	Jake Tracy (So)	0:18:03.6
72	69	Rich Central	Johnathan Johnson (Sr)	0:18:04.4
73	70	Bloom Township	Nick Anderson (Sr)	0:18:05.0
74	71	Hinsdale South	David Protaziuk (Jr)	0:18:05.9
75	72	Stagg	Billy Busen (Jr)	0:18:08.0
76	73	Oak Lawn	Joe Martinez (Jr)	0:18:10.5
77	74	Oak Lawn	Ed Cruz (Sr)	0:18:11.6
78	75	Lincoln-Way North	Mark Catania (Sr)	0:18:12.0
79	76	St. Rita	Albert Alfano (Jr)	0:18:12.3
80	77	Marian Catholic	Christopher Merriman (Fr)	0:18:12.6
81	78	Stagg	Sam Hynes (Jr)	0:18:13.5

82	79	St. Laurence	Chris Pakula (Sr)	0:18:14.2
83	80	Tinley Park	Alex Castro (So)	0:18:20.6
84	81	Marist	Pat Griffith (Sr)	0:18:23.4
85	82	Tinley Park	Will Nelson (Sr)	0:18:28.7
86	83	Marian Catholic	Noah Brim (So)	0:18:29.7
87	84	St. Laurence	John Hoffman (Jr)	0:18:30.7
88	85	Richards	Dillon Griffin (Jr)	0:18:38.2
89	86	Homewood-Flossmoor	Kendall Keller (Jr)	0:18:38.6
90	87	Homewood-Flossmoor	Princewil Ibe (So)	0:18:41.5
91	88	Eisenhower	Juan Arrelano (Sr)	0:18:44.0
92	89	Marian Catholic	Patrick McDonough (Sr)	0:18:44.4
93	90	Stagg	Chris Para (Jr)	0:18:46.5
94	91	Kennedy	Christopher Salcedo (Jr)	0:18:48.4
95	92	Marist	Sam Signorelli (Jr)	0:18:49.6
96	93	Eisenhower	Milton Estrada (Jr)	0:18:52.5
97	94	Hinsdale South	Russ Danielson (Sr)	0:18:53.6
98	95	Eisenhower	Alejandro Montes (So)	0:18:54.4
99	96	Homewood-Flossmoor	Mike Brunner (Sr)	0:18:55.2
100	97	St. Rita	Connor LePretre (Sr)	0:19:03.0
101	98	Eisenhower	Luis Avalos (Fr)	0:19:09.0
102	99	Stagg	David Gembara (Jr)	0:19:09.5
103	100	Kennedy	Isaias Garcia (Jr)	0:19:23.9
104	101	Eisenhower	Jose Nunez (Sr)	0:19:24.4
105	102	Kennedy	Sebastian Gonzalez (Sr)	0:19:26.4
106	103	Rich Central	Ardis Turner (Jr)	0:19:27.9
107	104	Stagg	Rocco Giannelli (Sr)	0:19:30.6
108	105	Lincoln-Way North	Matt Filipiak (Jr)	0:19:30.9
109	106	Kennedy	Anthony Johnson (Sr)	0:19:32.0
110	107	Bremen	D'andre Slaughter (Sr)	0:19:32.8
111	108	Richards	Evan Sendra (Jr)	0:19:33.5
112	109	Hinsdale South	Mickhale Lamba (Jr)	0:19:36.3
113	110	Proviso West	Albert Astorga (So)	0:19:43.9
114	111	Argo	Jose Munoz (Jr)	0:19:47.6
115	112	Bloom Township	Domenico Jordan (Sr)	0:19:48.5
116	113	Richards	Bleu Strong (Jr)	0:19:48.8
117	114	Richards	Xavier Ledesma (Jr)	0:19:49.3
118	115	Argo	Emmet McGovern (Jr)	0:19:53.9
119	116	Argo	Mark Gulotta (Jr)	0:19:56.1
120	117	Marian Catholic	Eric Lareau (Sr)	0:20:00.7
121	118	St. Rita	Neil Ehmig (Sr)	0:20:07.7
122	119	Proviso West	Mark Holmes (Sr)	0:20:10.6
123	120	Proviso West	Cory Sansone (Jr)	0:20:10.9
124	121	Rich Central	Terrell Shaw (Jr)	0:20:14.7
125	122	Proviso West	Cesar Solano (Sr)	0:20:23.3
126	123	Kennedy	Rafael Reyes (Sr)	0:20:34.2
127	124	Argo	Jaime Escatal (Jr)	0:20:39.7
128	125	Tinley Park	John Boldt (Sr)	0:20:41.1
129	126	Bremen	Andres Meza (Sr)	0:20:46.9
130	127	Proviso West	Jj Suva (Jr)	0:20:52.8
131	128	Argo	Miguel Gutierrez (Jr)	0:20:56.8
132	129	Marian Catholic	Harrison Sherman (Sr)	0:20:58.1
133	130	St. Laurence	Sergio Villareal (Jr)	0:21:01.2
134	131	Lincoln-Way North	Bill Shake (Fr)	0:21:03.3
135		Hancock	Freddy Reyes (Jr)	0:21:05.6
136	132	Bremen	Tyler Sifuentez (Jr)	0:21:17.6
137	133	Argo	Alejandro Bahena (Jr)	0:21:25.7
138	134	St. Rita	Alan Jeffries (Sr)	0:21:26.1
139	135	Rich Central	DeMarcus Wilson (Sr)	0:21:35.8
140	136	Kennedy	Jesus Hernandez (Sr)	0:21:37.5
141	137	Argo	James Bahena (Sr)	0:21:40.1
142	138	St. Rita	Peter Vanek (Jr)	0:21:44.2
143	139	Bremen	Jeremy Svihula (Jr)	0:21:49.7
144	140	Bremen	Chris Meziere (Jr)	0:21:53.4
145	141	Bremen	Gavriel McClerklin (Fr)	0:22:50.6
146	142	Bremen	Michael Burbatt (Jr)	0:23:17.6
147	143	St. Rita	Sean McCormick (Sr)	0:24:12.8
148		Hancock	Alberto Leon (Jr)	0:25:14.7
149	144	St. Rita	Chris Lawson (Jr)	0:26:09.3

150 Hancock Alex Gomez (Sr) 0:28:59.3
 151 145 Rich Central Joshua Knight (Sr) 0:30:35.9

Program (C) 1985-2010 Fred Kreppert, Yorkville, IL (630) 882-2364 fred@kompusport.com
 Results by Kreppert Kompusport Software, Yorkville, IL http://www.kompusport.com

FINAL TEAM STANDINGS:

Place	School	Score	Scoring Places							
1	Sandburg	106	15,	18,	22,	25,	26,	31,	32	
2	Reavis	125	6,	13,	24,	37,	45,	49,	67	
3	Lyons Township	130	16,	27,	28,	29,	30,	44,	50	
4	Marist	154	4,	7,	10,	65,	68,	81,	92	
5	Libertyville	175	9,	34,	39,	46,	47,	52,	55	
6	Oak Lawn	179	3,	20,	43,	56,	57,	73,	74	
7	Lincoln-Way North	202	8,	21,	36,	62,	75,	105,	131	
8	Hinsdale South	206	1,	17,	54,	63,	71,	94,	109	
9	Tinley Park	239	5,	33,	60,	61,	80,	82,	125	
10	Homewood-Flossmoor	249	23,	40,	41,	59,	86,	87,	96	
11	Bloom Township	273	14,	35,	42,	70,	112			
12	Marian Catholic	312	12,	51,	77,	83,	89,	117,	129	
13	Stagg	331	38,	53,	72,	78,	90,	99,	104	
14	St. Laurence	353	2,	58,	79,	84,	130			
15	Eisenhower	359	19,	64,	88,	93,	95,	98,	101	
16	Richards	365	11,	48,	85,	108,	113,	114		
17	Rich Central	494	66,	69,	103,	121,	135,	145		
18	Kennedy	522	91,	100,	102,	106,	123,	136		
19	St. Rita	563	76,	97,	118,	134,	138,	143,	144	
20	Argo	594	111,	115,	116,	124,	128,	133,	137	
21	Proviso West	598	110,	119,	120,	122,	127			
22	Bremen	644	107,	126,	132,	139,	140,	141,	142	
23	Brother Rice	No Score	- Had only 2 finishers							
24	Hancock	No Score	- Had only 3 finishers							
25	Hope	No Score	- Had only 1 finisher							
26	St. Joseph	No Score	- Had only 0 finishers							

Program (C) 1985-2010 Fred Kreppert, Yorkville, IL (630) 882-2364 fred@kompusport.com
 Results by Kreppert Kompusport Software, Yorkville, IL http://www.kompusport.com

FINAL TEAM STANDINGS: (by total team time)

Place	School	Score	Avg	Diff	Scoring Times					
1	Sandburg	84:42	16:56	0:18	16:44,	16:55,	16:59,	17:02,	17:02,	17:04
2	Reavis	84:44	16:57	1:15	16:16,	16:37,	17:01,	17:19,	17:31,	17:32
3	Marist	84:52	16:58	2:04	16:00,	16:18,	16:30,	18:00,	18:04,	18:24
4	Lyons Township	85:00	17:00	0:17	16:47,	17:03,	17:03,	17:03,	17:04,	17:30
5	Libertyville	85:58	17:12	1:09	16:23,	17:08,	17:24,	17:31,	17:32,	17:41
6	Oak Lawn	86:02	17:12	1:57	15:55,	16:56,	17:29,	17:50,	17:52,	18:11
7	Hinsdale South	86:22	17:16	2:20	15:46,	16:49,	17:43,	17:58,	18:06,	18:54
8	Lincoln-Way North	86:45	17:21	1:52	16:20,	16:58,	17:18,	17:57,	18:12,	19:31
9	Tinley Park	87:32	17:30	2:10	16:11,	17:07,	17:56,	17:57,	18:21,	18:29
10	Homewood-Flossmoor	88:26	17:41	1:38	17:01,	17:25,	17:27,	17:54,	18:39,	18:42
11	Bloom Township	89:21	17:52	3:06	16:43,	17:16,	17:28,	18:05,	19:49	
12	Marian Catholic	89:44	17:57	2:09	16:36,	17:40,	18:13,	18:30,	18:45,	20:01
13	Stagg	90:11	18:02	1:26	17:21,	17:41,	18:08,	18:14,	18:47,	19:10
14	Eisenhower	91:26	18:17	1:59	16:56,	17:58,	18:44,	18:53,	18:55,	19:09
15	St. Laurence	91:34	18:19	5:09	15:53,	17:53,	18:15,	18:31,	21:02	
16	Richards	92:07	18:25	3:16	16:33,	17:32,	18:39,	19:34,	19:49,	19:50
17	Rich Central	97:25	19:29	3:35	18:01,	18:05,	19:28,	20:15,	21:36,	30:36
18	Kennedy	97:47	19:33	1:46	18:49,	19:24,	19:27,	19:32,	20:35,	21:38
19	St. Rita	100:35	20:07	3:32	18:13,	19:03,	20:08,	21:26,	21:45,	24:13
20	Argo	101:15	20:15	1:09	19:48,	19:54,	19:56,	20:40,	20:57,	21:26

Kreppert Kompusport Software

Computerized Sports Timing & Scoring

- Home
- Up
- Search
- Contents
- Feedback

Boys Open

- Girls Fr/So
- Boys Fr/So
- Girls Varsity
- Boys Varsity
- Girls Open
- Boys Open



Sept. 11, 2001

And our flag was still there, o'er the Land of the Free, and the Home of the Brave.
God Bless America!

[View detail info about the meet.](#)

GPS coordinates, meet schedule, participating teams, course map, etc.

Individual Results

46th Annual Reavis Rams Invitational

September 11, 2010
Boys Open
3.0 Miles

RACE RESULTS

Course record is 0:16:41.9 by Jim Glavas of Brother Rice on Sept. 9, 2006

Place	School	Name	Time
1	Sandburg	Ryan Duffy (Sr)	0:17:11.4
2	Sandburg	Jack Flaherty (Sr)	0:17:20.1
3	Brother Rice	Tom Cira (Jr)	0:17:22.2
4	Brother Rice	Aaron Larson (Jr)	0:17:23.7
5	Lyons Township	Steven Gilbert (Sr)	0:17:27.8
6	Lyons Township	Gabe Valdes (Jr)	0:17:28.7
7	Sandburg	Ryan Altman (Jr)	0:17:30.5
8	Sandburg	Bill Szczkowski (So)	0:17:30.7
9	Brother Rice	Jim Hallberg (Sr)	0:17:32.5
10	Sandburg	Pat Birk (Jr)	0:17:33.1
11	Sandburg	Brian Smith (Jr)	0:17:38.7

12	Lyons Township	Adam Smith (Sr)	0:17:45.1
13	Libertyville	Brian McDonnell (Jr)	0:17:47.1
14	Lyons Township	Zach Carlson (So)	0:17:48.2
15	Brother Rice	Emmet McClain (Jr)	0:17:57.8
16	Lyons Township	Andrew Karas (Sr)	0:18:03.6
17	Brother Rice	Tom Clisham (Sr)	0:18:05.8
18	Libertyville	John Pistella (Jr)	0:18:09.1
19	Libertyville	Timothy Dworkin (Sr)	0:18:09.9
20	Sandburg	Zach Butera (Jr)	0:18:10.6
21	Lyons Township	Chris Acker (Sr)	0:18:12.8
22	Libertyville	Roger Michaelides (Sr)	0:18:13.4
23	Lyons Township	Connor McCormack (Sr)	0:18:13.9
24	Homewood-Flossmoor	David McDermott (Sr)	0:18:15.4
25	Libertyville	Patrick Klein (Sr)	0:18:18.4
26	Sandburg	Tim Prajka (Sr)	0:18:19.3
27	Sandburg	Matt O'Neall (Jr)	0:18:23.2
28	Libertyville	Daniel LeBlond (Jr)	0:18:28.0
29	Lyons Township	James Ryan (Fr)	0:18:29.7
30	Lyons Township	Dan Patterson (Fr)	0:18:37.6
31	Sandburg	Zach Struzik (So)	0:18:39.6
32	Lyons Township	Dan Foley (Jr)	0:18:40.5
33	Lyons Township	Jack Timyan (Jr)	0:18:40.9
34	Lyons Township	Scott Doten (Jr)	0:18:44.3
35	Libertyville	Richard Vachula (Sr)	0:18:46.9
36	Libertyville	Kevin McQuillen (Jr)	0:18:48.7
37	Lyons Township	Frank Murino (Jr)	0:18:51.5
38	Lyons Township	Tyler Allen (So)	0:18:53.4
39	Oak Lawn	Anthony Gal (Jr)	0:18:56.4
40	Brother Rice	Pat Mahoney (Jr)	0:18:57.1
41	Reavis	Jorge Velez (Sr)	0:18:57.3
42	Libertyville	Kevin Hiller (Jr)	0:18:58.2
43	Sandburg	Adam Gleisner (Fr)	0:18:59.0
44	Sandburg	Cody Marks (Sr)	0:18:59.8
45	Sandburg	Mike Sneideritis (Sr)	0:19:00.4
46	Reavis	Heriberto Rodriguez (Jr)	0:19:00.9
47	Lyons Township	Connor Moran (Jr)	0:19:02.1
48	Sandburg	Nathan Bailey (Fr)	0:19:04.9
49	Marist	Eric Dehlin (So)	0:19:06.0
50	Sandburg	Tyler Guzinski (Sr)	0:19:11.6
51	Libertyville	Evan Mazurek (Fr)	0:19:13.3
52	Sandburg	Pat Lim (So)	0:19:14.8
53	Marist	Kevin Reed (Jr)	0:19:21.0
54	Lyons Township	Sean Newman (Jr)	0:19:21.6
55	Lyons Township	Matt Layden (Fr)	0:19:21.9
56	Lyons Township	Anthony Pusatera (Jr)	0:19:24.0
57	Oak Lawn	Moises Adan (So)	0:19:24.2
58	Oak Lawn	Evan Opitz (Jr)	0:19:24.5
59	Libertyville	Jacob Smith (Jr)	0:19:25.1
60	Brother Rice	Matt Heavey (Jr)	0:19:29.0
61	Stagg	Richie Gray (Sr)	0:19:29.6
62	Libertyville	Tyler Loesch (Sr)	0:19:31.5
63	Lyons Township	Brian McDonough (So)	0:19:32.2
64	Brother Rice	Mike Berger (Sr)	0:19:34.8
65	Lyons Township	Ryan Speir (So)	0:19:35.3
66	Lyons Township	Daniel Lupano (Fr)	0:19:36.1
67	Reavis	Brian Milla (Sr)	0:19:36.6
68	Hinsdale South	Ray Young (Jr)	0:19:37.8
69	Lyons Township	Steven Campbell (Fr)	0:19:38.8
70	Reavis	Tommy Nguyen (Jr)	0:19:39.2
71	Reavis	Joshua Arnold (Jr)	0:19:40.8
72	Lyons Township	Gus Dieter (So)	0:19:41.7
73	Eisenhower	Nestor Hernandez (Jr)	0:19:43.2

74	Sandburg	Ryan Bulthuis (Jr)	0:19:44.1
75	Lyons Township	Cj O'Neill (Fr)	0:19:47.1
76	Lyons Township	Colin Regan (Jr)	0:19:48.6
77	Lincoln-Way North	Tom Misiaszek (Fr)	0:19:49.9
78	Lyons Township	Tom Bryson (So)	0:19:50.9
79	Lyons Township	Graham Hartoonian (Fr)	0:19:51.5
80	Lyons Township	Kyle Robinson (So)	0:19:52.6
81	Stagg	Richie Ferneau (Jr)	0:19:53.3
82	Marist	Bob Reynolds (So)	0:19:54.7
83	Marist	Cody Starosta (Sr)	0:19:55.7
84	Hope	Tryvon Holloway (Jr)	0:19:56.1
85	Marist	Elijah Anderson (So)	0:19:56.5
86	Sandburg	Will Becker (Fr)	0:19:58.6
87	Libertyville	Christian Bako (Jr)	0:19:59.3
88	Kennedy	Alex Meza (Jr)	0:20:00.2
89	Libertyville	Douglas Isaacson (Sr)	0:20:00.6
90	Lincoln-Way North	Kyle Novak (Fr)	0:20:00.9
91	Brother Rice	Mike Girzadas (Sr)	0:20:01.9
92	Lyons Township	Joe Pudlo (So)	0:20:03.3
93	Eisenhower	Colin Powell (Sr)	0:20:04.0
94	Lyons Township	Connor Kocek (Jr)	0:20:05.5
95	Brother Rice	Sean Waters (So)	0:20:07.7
96	Lyons Township	Tim Wyrick (Jr)	0:20:08.8
97	Sandburg	Nick Depesa (Fr)	0:20:16.9
98	Sandburg	Luke Vanderkrabben (So)	0:20:17.4
99	Marist	Jesus Martinez (So)	0:20:17.7
100	Libertyville	Nicholas Young (Sr)	0:20:21.3
101	Libertyville	Andrew Loiacono (Jr)	0:20:21.9
102	Marian Catholic	Matthew Anderson (So)	0:20:22.3
103	Libertyville	Thomas Grunert (So)	0:20:23.4
104	Lyons Township	Joel Swanson (Sr)	0:20:24.5
105	Lyons Township	Shane Rhodes (So)	0:20:25.2
106	Lyons Township	Connor Kriha (So)	0:20:27.1
107	Libertyville	Samuel Marlinga (Fr)	0:20:27.5
108	Lyons Township	Andy Stork (Fr)	0:20:28.0
109	Sandburg	Iain Woods (Sr)	0:20:28.8
110	Libertyville	Robert Scheuneman (So)	0:20:29.2
111	Lyons Township	Mike Mayer (Fr)	0:20:29.8
112	Stagg	Andy Krzystyniak (Jr)	0:20:32.9
113	Lyons Township	Colin Moran (So)	0:20:36.1
114	Lyons Township	Alex Contarino (Fr)	0:20:36.6
115	Sandburg	Kevin Kenes (Jr)	0:20:37.9
116	Lyons Township	Alex Dudzik (Sr)	0:20:39.3
117	Lyons Township	Zachary Prinz (Fr)	0:20:41.3
118	Lyons Township	Nathan Stables (Jr)	0:20:43.1
119	Lyons Township	Martin Glynn (Fr)	0:20:43.4
120	Oak Lawn	Kyle Dykema (Jr)	0:20:43.8
121	Lyons Township	John Riccione (So)	0:20:44.0
122	Sandburg	Shadman Jubaer (Jr)	0:20:44.7
123	Stagg	Will Rietjens (Jr)	0:20:45.7
124	Libertyville	Connor McCauley (Fr)	0:20:47.2
125	Libertyville	Christopher Aksland (So)	0:20:48.4
126	Lyons Township	Michael Gay (Fr)	0:20:49.1
127	Lyons Township	Ethan Leavitt (Fr)	0:20:50.0
128	Libertyville	Anthony Fancher (Sr)	0:20:50.6
129	Sandburg	Connor Crause (Fr)	0:20:50.9
130	Lyons Township	Harrison Reeder (Sr)	0:20:51.5
131	Libertyville	Nicholas Zarling (Jr)	0:20:54.6
132	Marist	Brian Foody (Fr)	0:20:58.2
133	Hinsdale South	Arthur Kielbik (Jr)	0:20:59.5
134	Eisenhower	Diego Avila (Jr)	0:21:02.7
135	Libertyville	Andrew Nader (So)	0:21:05.3

136	Lyons Township	Paul Hunter (Fr)	0:21:07.3
137	Lyons Township	Ryan Stork (Fr)	0:21:07.8
138	Reavis	Dylan Dybalski (Sr)	0:21:11.0
139	Lyons Township	Xavier Barry (Fr)	0:21:11.6
140	Lyons Township	Nick Winner (So)	0:21:12.3
141	Sandburg	Brennan Stenson (So)	0:21:14.7
142	Reavis	Zachery Carlson (Jr)	0:21:15.2
143	Lyons Township	Andrew Kram (Sr)	0:21:15.7
144	Sandburg	Ryan Poe (Fr)	0:21:16.3
145	Lyons Township	Sam Norris (So)	0:21:16.7
146	Lyons Township	Joe Kern (Jr)	0:21:17.0
147	Libertyville	Lionello Bardina (Fr)	0:21:17.7
148	St. Rita	Stanton Zaczek (Fr)	0:21:18.5
149	Sandburg	John Walls (Fr)	0:21:19.6
150	Brother Rice	Austin Norris (So)	0:21:21.5
151	Oak Lawn	Kevyn Lopez (Fr)	0:21:24.0
152	Lyons Township	Mike Bruck (Jr)	0:21:26.7
153	Libertyville	Paul Krueger (Sr)	0:21:29.6
154	Reavis	Aaron Hernandez (Sr)	0:21:30.8
155	Libertyville	Ryan Condron (Jr)	0:21:31.3
156	St. Rita	Justin Carrizales (Fr)	0:21:31.6
157	Libertyville	Jonathan Wong (So)	0:21:32.1
158	Reavis	Jesus Sanchez (Jr)	0:21:32.8
159	St. Rita	Kevin Goosherst (So)	0:21:34.0
160	Lyons Township	Liam Callahan (So)	0:21:34.5
161	Libertyville	James Broughton (So)	0:21:35.3
162	Stagg	Mike Swearingen (Sr)	0:21:35.6
163	Argo	Rogelio Palafox (Jr)	0:21:36.3
164	Eisenhower	Jesus Magallenez (Jr)	0:21:37.2
165	Lyons Township	Aidan Hamor (So)	0:21:37.4
166	Marist	Liam Murphy (Fr)	0:21:38.0
167	Lyons Township	Tom Walsh (Sr)	0:21:39.5
168	Marist	Joe Fennessy (Fr)	0:21:39.8
169	Lyons Township	Mike Stewart (So)	0:21:40.1
170	Libertyville	Soumya Ghosh (Sr)	0:21:40.5
171	Sandburg	Joe Faro (Jr)	0:21:41.5
172	Lyons Township	Lucas Hession (Fr)	0:21:42.3
173	Oak Lawn	Cody Marek (Jr)	0:21:42.7
174	Libertyville	Austin Deardorff (Jr)	0:21:43.2
175	Stagg	Andrew Duarte (Sr)	0:21:45.1
176	Oak Lawn	Elliot Roth (Jr)	0:21:45.7
177	Libertyville	Kyle Beres (Jr)	0:21:48.8
178	Oak Lawn	Henry Lopez (Fr)	0:21:49.9
179	Homewood-Flossmoor	Francisco Borraro (Sr)	0:21:57.9
180	Hinsdale South	Jason Arendt (Fr)	0:21:59.9
181	Lyons Township	Clayton Smentek (So)	0:22:01.9
182	Libertyville	Eric Petersen (Jr)	0:22:03.7
183	Lyons Township	Kevin Mulcrone (So)	0:22:05.3
184	Libertyville	William Klaess (Sr)	0:22:05.6
185	Tinley Park	Devin Swillum (Sr)	0:22:06.2
186	Marist	Tyler Johnson (So)	0:22:08.5
187	Libertyville	Brandon Isaacson (So)	0:22:12.1
188	Marist	Connor Falls (Fr)	0:22:14.9
189	Lyons Township	Ben Stebbins (So)	0:22:18.4
190	Libertyville	John Maher (So)	0:22:20.3
191	Lyons Township	Mike Varga (So)	0:22:22.1
192	Lyons Township	Jimmy Bone (Fr)	0:22:23.0
193	Sandburg	Ryan Walsh (So)	0:22:25.1
194	Marist	Anthony DeAvila (Fr)	0:22:32.2
195	St. Joseph	Tyler Williams (So)	0:22:34.1
196	Lyons Township	Sam Perez-Tamayo (Fr)	0:22:34.9
197	Lyons Township	Mike Maicke (So)	0:22:36.4

198	St. Joseph	Robert Calvin (Fr)	0:22:36.7
199	Libertyville	Matthew Ward (So)	0:22:37.1
200	Marist	Tyler Fritz (Fr)	0:22:37.8
201	Libertyville	Sean Linden (Jr)	0:22:38.7
202	Reavis	Mike Sliwinski (Sr)	0:22:40.2
203	Sandburg	Ian Zalewski (Fr)	0:22:41.7
204	Lyons Township	Michael Richards (Fr)	0:22:42.1
205	Hinsdale South	Marcus Melancon (Fr)	0:22:43.7
206	Marist	Ivan Delbosque (Fr)	0:22:44.6
207	Lyons Township	Eric Slivovsky (So)	0:22:45.0
208	Stagg	Tony Bodell (Sr)	0:22:46.6
209	Lyons Township	Ryan Hill (Fr)	0:22:47.9
210	Lyons Township	Brian Fox (Jr)	0:22:48.3
211	Hinsdale South	Freddy Magallanes (Fr)	0:22:48.5
212	Libertyville	Griffin Rush (Jr)	0:22:49.1
213	Reavis	Michael Ustupski (Jr)	0:22:50.5
214	Stagg	Luke Shelly (Jr)	0:22:51.0
215	Stagg	Henry Schmidt (Sr)	0:22:51.5
216	Hinsdale South	Andrew Hawken (So)	0:22:52.8
217	Libertyville	Jeremy Lenz (Jr)	0:22:53.5
218	Libertyville	Dennis Loveland (Fr)	0:22:53.7
219	Kennedy	Kevin Luna (Jr)	0:22:54.1
220	Lyons Township	Spencer Tuggle (So)	0:22:54.6
221	Lyons Township	Ben Wilson (So)	0:22:54.9
222	Argo	Mark Esparza (Jr)	0:22:55.8
223	St. Joseph	Matt Parker (Jr)	0:22:58.5
224	Lyons Township	John Von Drasek (So)	0:23:00.6
225	Marian Catholic	Alexander Novak (Sr)	0:23:02.3
226	Hinsdale South	Al Mitchell (So)	0:23:06.9
227	Marist	Dan Anzelmo (Fr)	0:23:08.9
228	Lyons Township	Danny Greska (Fr)	0:23:10.4
229	Lincoln-Way North	Matt Kuchta (Fr)	0:23:21.0
230	Sandburg	Chris Mangold (Fr)	0:23:22.4
231	Hinsdale South	Daniel Cvengros (Fr)	0:23:33.1
232	Eisenhower	Alvin Robinson (Jr)	0:23:34.0
233	Lyons Township	Sam Newton (So)	0:23:36.2
234	Marist	Cody Bennett (Fr)	0:23:37.3
235	Sandburg	Tom Cieslik (So)	0:23:37.7
236	Eisenhower	Andy Ramos (Jr)	0:23:38.1
237	Lyons Township	Thomas Flaherty (Sr)	0:23:44.0
238	Marist	Jack O'Sullivan (Fr)	0:23:52.5
239	St. Joseph	Zac Traynor (So)	0:23:53.3
240	Lyons Township	Matt O'Connor (So)	0:23:58.1
241	Lyons Township	Kevin Burke (Sr)	0:23:58.6
242	Libertyville	Sean Griffin (So)	0:24:06.4
243	St. Joseph	Jose Gonzalez (Fr)	0:24:09.2
244	Libertyville	Brendan Quinn (So)	0:24:26.0
245	Stagg	Steve Biernacki (Sr)	0:24:28.6
246	Argo	Emmanuel Garcia (Sr)	0:24:30.7
247	St. Joseph	Jude Kiftane (Fr)	0:24:42.0
248	Kennedy	Steven Luna (So)	0:24:47.1
249	Argo	Carlos Munoz (Jr)	0:24:51.1
250	St. Rita	Ray Foster (Fr)	0:24:53.1
251	Reavis	Brandon Bennett (Fr)	0:24:55.1
252	Libertyville	Steven Milazzo (Jr)	0:24:58.4
253	Argo	Freddie Benitez (Jr)	0:25:01.9
254	Eisenhower	Ramon Villanueva (Sr)	0:25:05.2
255	Libertyville	Collin Haraden (Sr)	0:25:06.1
256	Libertyville	Richard Rodriguez (Fr)	0:25:18.1
257	Eisenhower	Lucas Souza (Fr)	0:25:21.8
258	Sandburg	Mike Flowers (Jr)	0:25:23.7
259	Oak Lawn	Nick Garcia-Lara (So)	0:25:28.2

260	Libertyville	Akash Sen (Jr)	0:25:34.7
261	Libertyville	Logan Paquin (Jr)	0:25:39.8
262	Sandburg	Joe Llereza (Fr)	0:25:55.4
263	Argo	Roberto Ocampo (Jr)	0:26:00.9
264	Kennedy	Robert Thomas (Fr)	0:26:04.5
265	Stagg	Tom Wyma (Sr)	0:26:07.4
266	Hope	Stephen Li (Jr)	0:26:11.7
267	Kennedy	Cesar Castillo (So)	0:26:15.3
268	Stagg	Richard Walsh (Jr)	0:26:15.8
269	Argo	Jose Rodriguez (So)	0:26:16.1
270	Marist	Shaun Collins (Fr)	0:26:17.7
271	Libertyville	Patrick Bennett (So)	0:26:27.5
272	St. Rita	David Martinez (So)	0:26:33.5
273	Lyons Township	Austin Holtschlag (Sr)	0:26:42.1
274	Argo	Joel Munoz (Jr)	0:26:54.7
275	St. Rita	Dominick Cavazos (Jr)	0:27:02.0
276	Reavis	Sriatchuta Vadrevu (So)	0:27:13.2
277	Oak Lawn	Matt Schroeder (Fr)	0:27:20.2
278	Lyons Township	Michael Dudek (Fr)	0:27:27.4
279	Argo	Miguel Uribe (So)	0:27:56.7
280	Lyons Township	Andrew House (So)	0:27:59.7
281	Lyons Township	Michael Forberg (Fr)	0:28:00.7
282	Richards	Brian Ramsaran (So)	0:28:06.7
283	Libertyville	Michael Schultz (Sr)	0:28:13.8
284	Sandburg	Brandon Calderon (Fr)	0:28:18.2
285	Kennedy	Horacio Ramirez (So)	0:28:20.5
286	Stagg	Dave Glazier (Jr)	0:28:33.6
287	Stagg	Eric Kirchoff (Fr)	0:28:35.1
288	Libertyville	Jordan Newman (Fr)	0:29:34.8
289	Oak Lawn	Jake Kupres (Fr)	0:29:40.0
290	Marist	Randy Rodriguez (Fr)	0:30:09.8
291	Oak Lawn	Josh McCoy (Fr)	0:30:45.5
292	Sandburg	Kevin Koch (Sr)	0:31:23.0
293	Marian Catholic	Michael Anderson (Fr)	0:32:47.3
294	Richards	Ernesto Ojeda (Fr)	0:32:53.5
295	Kennedy	Kartan Davis (So)	0:38:06.8

 Program (C) 1985-2010 Fred Kreppert, Yorkville, IL (630) 882-2364 fred@kompusport.com
 Results by Kreppert Kompusport Software, Yorkville, IL http://www.kompusport.com

You are the **285** visitor to this page since September 8, 2010.

Send mail to fred@kompusport.com with questions or comments about this web site.
 Copyright © 1998-2010 Kreppert Kompusport Software (www.kompusport.com)
 Last modified: Friday, September 10, 2010

Kreppert Kompusport Software

Computerized Sports Timing & Scoring

[Home](#)
[Up](#)
[Search](#)
[Contents](#)
[Feedback](#)

Boys Fr/So

[Girls Fr/So](#)
[Boys Fr/So](#)
[Girls Varsity](#)
[Boys Varsity](#)
[Girls Open](#)
[Boys Open](#)


And our flag was still there, o'er the Land of the Free, and the Home of the Brave.
God Bless America!

Sept. 11, 2001

[View detail info about the meet.](#)

[GPS coordinates, meet schedule, participating teams, course map, etc.](#)

[Individual Results](#)

[Final Team Standings \(by points\)](#)

[Final Team Standings \(by time\)](#)

46th Annual Reavis Rams Invitational

September 11, 2010
Boys Fr/So.
3.0 Miles

RACE RESULTS

Course record is 0:15:54.2 by Kevin Adamowski of Carl Sandburg on Sept. 11, 2004

Place	Ovral Score	School	Name	Time
1	1	Libertyville	Nicholas Korhumel (So)	0:16:14.4
2	2	Brother Rice	Pat Maguire (So)	0:16:29.9
3	3	Hinsdale South	Matthew Longoria (So)	0:16:56.5
4	4	Libertyville	Evan Bujak (So)	0:16:56.8
5	5	Lyons Township	Ed McCarter (Fr)	0:16:57.1
6	6	Sandburg	Aaron Graves (So)	0:16:57.5
7	7	Sandburg	Mike Stefik (So)	0:17:00.2
8	8	Sandburg	Ethan Dee (So)	0:17:00.9
9	9	Brother Rice	Anthony Maciag (So)	0:17:03.8
10		Hope	Luke Muzikowski (So)	0:17:07.6
11	10	Sandburg	Pat Letz (So)	0:17:08.7
12	11	Lyons Township	John Mysz (So)	0:17:14.4
13	12	Sandburg	Matt Sawyers (So)	0:17:16.2

14	13	Lyons Township	Dan Miklosz (So)	0:17:16.5
15	14	Sandburg	Chris Hogan (So)	0:17:20.5
16	15	Lyons Township	Dominic Zona (Fr)	0:17:23.3
17	16	Lyons Township	Mike Accettura (So)	0:17:38.0
18	17	Sandburg	Nicholas Prajka (Fr)	0:17:41.2
19	18	St. Rita	Peter Schaible (Fr)	0:17:43.8
20	19	Lyons Township	Sean Robertson (So)	0:17:52.6
21	20	Lyons Township	Luke Ziolkowski (So)	0:17:53.4
22	21	Marist	Kyle Haberkorn (Fr)	0:17:56.0
23	22	St. Rita	Brendan Rafferty (So)	0:17:57.3
24	23	Hinsdale South	Joel Lawrence (So)	0:17:59.3
25	24	Marist	Luke Haberkorn (Fr)	0:18:00.5
26	25	Libertyville	Wesley Siu (So)	0:18:05.5
27	26	Stagg	Terry Gruns (Fr)	0:18:07.4
28	27	Libertyville	Forrest Wagner (So)	0:18:08.5
29	28	Lincoln-Way North	Vince Lo Cicero (Fr)	0:18:16.2
30	29	Libertyville	Atticus Rush (Fr)	0:18:23.7
31	30	Oak Lawn	Joe Probst (Fr)	0:18:24.0
32	31	Libertyville	Jayce Nall (So)	0:18:24.4
33	32	Marist	Andres Nealis (So)	0:18:28.7
34	33	Argo	Robert Castillo (So)	0:18:31.6
35	34	Brother Rice	James Durkin (Fr)	0:18:32.0
36	35	Lincoln-Way North	Joe Hausner (Fr)	0:18:32.6
37	36	Richards	Griffin Forberg (Fr)	0:18:36.8
38	37	Oak Lawn	Jovanni Andrade (So)	0:18:40.2
39	38	Marist	Luke O'Farrell (So)	0:18:42.7
40	39	Lincoln-Way North	Ben Bertolani (So)	0:18:45.8
41	40	Lincoln-Way North	Arik Sorensen (Fr)	0:18:46.7
42	41	Marian Catholic	Camren Howard (Fr)	0:18:49.8
43	42	Richards	Eric Krasich (Fr)	0:18:50.2
44	43	Brother Rice	Tim O'Connor (Fr)	0:18:54.1
45	44	Marist	John McCabe (So)	0:18:54.4
46	45	Homewood-Flossmoor	Jameson Lamb (Fr)	0:18:55.4
47		Tinley Park	Pat Brueggemann (So)	0:18:56.1
48		Rich Central	Vontrell Bailey (So)	0:18:57.2
49	46	Hinsdale South	Ryan Cusick (Fr)	0:18:58.3
50	47	Marist	Mike Davidson (Fr)	0:19:06.1
51	48	Marian Catholic	Sam Roche (Fr)	0:19:07.9
52	49	Libertyville	Tyler Chen (Fr)	0:19:10.2
53	50	Lincoln-Way North	Ian Mayster (Fr)	0:19:11.2
54	51	Marist	Manny Sibug (So)	0:19:19.2
55	52	Eisenhower	Jesus Rojoas (So)	0:19:21.9
56	53	Hinsdale South	John Gieres (So)	0:19:23.8
57	54	Lincoln-Way North	Marquis Robertson (Fr)	0:19:31.3
58	55	Argo	Gerald Regep (Fr)	0:19:38.3
59	56	Hinsdale South	Elias Magallanes (So)	0:19:41.0
60	57	Marian Catholic	Sam Hanauer (So)	0:19:52.1
61	58	Brother Rice	Brendan Baker (So)	0:19:52.5
62	59	Reavis	David Kasprzak (Fr)	0:19:54.8
63	60	Oak Lawn	Cathal Burke (So)	0:19:57.8
64	61	Oak Lawn	Sal Garcia (So)	0:20:00.8
65	62	Argo	Luis Gonzalez (So)	0:20:01.2
66		Kennedy	Leonardo Flores (So)	0:20:02.9
67	63	Oak Lawn	Calvin Demski (Fr)	0:20:07.0
68	64	St. Rita	Dan Dwyer (So)	0:20:09.5
69	65	St. Laurence	Carmen Sciuto (So)	0:20:15.0
70	66	St. Rita	Austin Kingsley (So)	0:20:15.8
71	67	St. Laurence	Anthony Barrios (Fr)	0:20:23.4
72	68	St. Rita	Mark Radovic (Fr)	0:20:24.4
73	69	Marian Catholic	Daniel Hacker (So)	0:20:31.8
74		Tinley Park	Bill Anetsberger (So)	0:20:33.3
75	70	Eisenhower	Aaron Stockton (So)	0:20:45.7
76	71	Richards	Danny Krasich (Fr)	0:20:46.4
77		Hancock	Daniel Rodriguez (So)	0:20:49.5
78	72	Oak Lawn	Moises De La Torre (So)	0:20:50.2
79	73	Stagg	Dan Jamrozik (Fr)	0:20:51.8
80	74	Hinsdale South	Lucas Koprowski (Fr)	0:20:52.8
81	75	Homewood-Flossmoor	Kevin Anderson (Fr)	0:20:53.4

82	76	Homewood-Flossmoor	Zach Smith (Fr)	0:20:57.6
83	77	Stagg	Ryan Donnelly (Fr)	0:21:00.7
84	78	Eisenhower	Joshua Medell (Fr)	0:21:01.7
85	79	Richards	Eric Quinlan (Fr)	0:21:02.2
86	80	Hinsdale South	Grant Casini (So)	0:21:02.6
87	81	Richards	Mike Dewar (So)	0:21:03.4
88		Tinley Park	Rob Nelson (So)	0:21:19.1
89	82	Marian Catholic	Alonzo Carr (Fr)	0:21:27.0
90	83	Stagg	Jake Damph (So)	0:21:31.0
91	84	Argo	Ivan Villa (So)	0:21:32.9
92	85	Oak Lawn	Mo Shatat (Fr)	0:21:35.0
93	86	St. Rita	Jake Barcelona (Fr)	0:21:37.5
94	87	St. Rita	Brendan Schmit (Fr)	0:21:40.4
95	88	St. Laurence	Ed Smith (Fr)	0:21:44.3
96	89	Eisenhower	Pedro Santana (So)	0:21:48.5
97	90	Proviso West	Carlos Hermosillo (Fr)	0:21:59.7
98	91	St. Laurence	Anthony Fernandez (Fr)	0:22:04.1
99		Kennedy	Michael Godoy (So)	0:22:09.3
100		Bloom Township	Denzel Smith (Fr)	0:22:12.3
101	92	Bremen	Justin Svihula (Fr)	0:22:14.2
102	93	Marian Catholic	Matthew Campbell (So)	0:22:16.0
103		Kennedy	David Alvarez (Fr)	0:22:20.1
104	94	Bremen	Rico Thomas (Fr)	0:22:21.1
105	95	Homewood-Flossmoor	Josh Lewis (Fr)	0:22:34.6
106		Bloom Township	Timothy Pasco (Fr)	0:22:37.7
107	96	Eisenhower	Rudy Salazar (Fr)	0:22:41.5
108	97	Eisenhower	Eduardo Martinez (Fr)	0:22:42.4
109	98	Proviso West	David Goree (So)	0:22:45.4
110		Hope	Julius Bradsfield (Fr)	0:22:46.8
111	99	Reavis	Eduardo Flores (So)	0:22:51.1
112	100	Argo	Harold Diaz (So)	0:22:51.7
113	101	Eisenhower	Jose Olvera (Fr)	0:23:03.8
114	102	St. Laurence	Juan Marquez (Fr)	0:23:05.1
115	103	Reavis	Bill Sliwinski (So)	0:23:22.7
116	104	Proviso West	Oscar Solano (Fr)	0:23:25.3
117	105	Reavis	Johnny Almanza (Fr)	0:23:31.6
118	106	Proviso West	Teo Ruiz (Fr)	0:23:35.6
119	107	Proviso West	Juan Nunez (Fr)	0:23:36.2
120		Rich Central	Demetri Skeen (Fr)	0:23:38.2
121	108	Reavis	Eyad Zeid (So)	0:23:39.8
122	109	St. Laurence	Matt Wilczek (Fr)	0:23:40.4
123		Bloom Township	Manuel Lara (Fr)	0:24:00.4
124	110	Lincoln-Way North	Nick Keene (Fr)	0:24:02.0
125	111	Richards	Adam Kowaleski (So)	0:24:05.9
126	112	Bremen	Jeravon Cotten (Fr)	0:24:21.9
127	113	Argo	Luis Rosales (So)	0:24:44.1
128	114	Bremen	Michael Smith (Fr)	0:24:46.2
129	115	Reavis	Anthony Calvilla (So)	0:24:48.7
130	116	Reavis	Francisco Soto (So)	0:24:51.0
131	117	Stagg	Mike Sanchez (Fr)	0:25:18.9
132	118	Richards	Michael Michel (Fr)	0:26:13.4
133		Richards	Matthew Dix (Fr)	0:26:16.7
134	119	Homewood-Flossmoor	John Beverly (Fr)	0:26:22.7
135	120	Argo	Jason Harvey (Fr)	0:26:28.7
136		Hancock	Carlos Garcia (Fr)	0:27:21.3
137	121	Bremen	Adrian Macias (Fr)	0:27:31.3
138		Hancock	Jovani Garcia (So)	0:27:39.8
139		Hope	Jordan Davis (So)	0:29:13.9
140	122	Bremen	Alex Savala (Fr)	0:31:40.4
141	123	Bremen	Malcolm Neal (Fr)	0:31:47.9
142		Tinley Park	Marcus Cymerman (Fr)	0:35:15.7

Program (C) 1985-2010 Fred Kreppert, Yorkville, IL (630) 882-2364 fred@kompusport.com
 Results by Kreppert Kompusport Software, Yorkville, IL <http://www.kompusport.com>

FINAL TEAM STANDINGS:

Place	School	Score	Scoring Places						
1	Sandburg	43	6,	7,	8,	10,	12,	14,	17
2	Lyons Township	60	5,	11,	13,	15,	16,	19,	20
3	Libertyville	86	1,	4,	25,	27,	29,	31,	49
4	Brother Rice	146	2,	9,	34,	43,	58		
5	Marist	159	21,	24,	32,	38,	44,	47,	51
6	Hinsdale South	181	3,	23,	46,	53,	56,	74,	80
7	Lincoln-Way North	192	28,	35,	39,	40,	50,	54,	110
8	St. Rita	238	18,	22,	64,	66,	68,	86,	87
9	Oak Lawn	251	30,	37,	60,	61,	63,	72,	85
10	Marian Catholic	297	41,	48,	57,	69,	82,	93	
11	Richards	309	36,	42,	71,	79,	81,	111,	118
12	Argo	334	33,	55,	62,	84,	100,	113,	120
13	Stagg	376	26,	73,	77,	83,	117		
14	Eisenhower	385	52,	70,	78,	89,	96,	97,	101
15	Homewood-Flossmoor	410	45,	75,	76,	95,	119		
16	St. Laurence	413	65,	67,	88,	91,	102,	109	
17	Reavis	474	59,	99,	103,	105,	108,	115,	116
18	Proviso West	505	90,	98,	104,	106,	107		
19	Bremen	533	92,	94,	112,	114,	121,	122,	123
20	Bloom Township	No Score	- Had only 3 finishers						
21	Hancock	No Score	- Had only 3 finishers						
22	Hope	No Score	- Had only 3 finishers						
23	Kennedy	No Score	- Had only 3 finishers						
24	Rich Central	No Score	- Had only 2 finishers						
25	St. Joseph	No Score	- Had only 0 finishers						
26	Tinley Park	No Score	- Had only 4 finishers						

Program (C) 1985-2010 Fred Kreppert, Yorkville, IL (630) 882-2364 fred@kompusport.com
 Results by Kreppert Kompusport Software, Yorkville, IL http://www.kompusport.com

FINAL TEAM STANDINGS: (by total team time)

Place	School	Score	Avg	Diff	Scoring Times					
1	Sandburg	85:26	17:05	0:19	16:58,	17:01,	17:01,	17:09,	17:17,	17:21
2	Lyons Township	86:31	17:18	0:41	16:57,	17:15,	17:17,	17:24,	17:38,	17:53
3	Libertyville	87:51	17:34	2:09	16:15,	16:57,	18:06,	18:09,	18:24,	18:25
4	Brother Rice	90:53	18:11	3:23	16:30,	17:04,	18:32,	18:54,	19:53	
5	Marist	92:04	18:25	0:59	17:56,	18:01,	18:29,	18:43,	18:55,	19:06
6	Hinsdale South	93:01	18:36	2:44	16:57,	18:00,	18:59,	19:24,	19:41,	20:53
7	Lincoln-Way North	93:35	18:43	0:55	18:17,	18:33,	18:46,	18:47,	19:12,	19:32
8	St. Rita	96:33	19:19	2:41	17:44,	17:58,	20:10,	20:16,	20:25,	21:38
9	Oak Lawn	97:11	19:26	1:43	18:24,	18:41,	19:58,	20:01,	20:07,	20:51
10	Marian Catholic	99:49	19:58	2:37	18:50,	19:08,	19:52,	20:32,	21:27,	22:16
11	Richards	100:22	20:04	2:27	18:37,	18:51,	20:47,	21:03,	21:04,	24:06
12	Argo	102:38	20:32	4:20	18:32,	19:39,	20:02,	21:33,	22:52,	24:44
13	Eisenhower	105:41	21:08	3:20	19:22,	20:46,	21:02,	21:49,	22:42,	22:43
14	Stagg	106:51	21:22	7:11	18:08,	20:52,	21:01,	21:31,	25:19	
15	St. Laurence	107:33	21:31	2:50	20:15,	20:24,	21:45,	22:04,	23:05,	23:41
16	Homewood-Flossmoor	109:46	21:57	7:27	18:56,	20:54,	20:58,	22:35,	26:23	
17	Reavis	113:22	22:40	3:45	19:55,	22:52,	23:23,	23:32,	23:40,	24:49
18	Proviso West	115:25	23:05	1:37	22:00,	22:46,	23:26,	23:36,	23:37	
19	Bremen	121:17	24:15	5:17	22:15,	22:21,	24:22,	24:47,	27:32,	31:41
20	Bloom Township	No Score			22:13,	22:38,	24:01			
21	Hancock	No Score			20:50,	27:22,	27:40			
22	Hope	No Score			17:08,	22:47,	29:14			
23	Kennedy	No Score			20:03,	22:10,	22:20			
24	Rich Central	No Score			18:58,	23:39				
25	St. Joseph	No Score								
26	Tinley Park	No Score			18:56,	20:34,	21:19,	35:16		

Program (C) 1985-2010 Fred Kreppert, Yorkville, IL (630) 882-2364 fred@kompusport.com
 Results by Kreppert Kompusport Software, Yorkville, IL http://www.kompusport.com



SANDBURG **CROSS COUNTRY**

NEWS AND NOTES

RUNNERS OF THE WEEK: Michael Sawyers, Pat McMahon, Chris Hogan

Peoria Notre Dame Invitational

Saturday, Sept.19, 2009

High 70's, humid, rain

COACH'S COMMENTS:

Saturday was a tough day to control your emotions, deal with adversity, and respond with your best race. Several guys managed to do just that. You may have noticed that I did not have any patience with comments that were geared toward how tough it was to be ready for the race, or how people weren't feeling the best. We are not going to allow for excuses and the reason is I don't think I can watch you work as hard as you do all year long only to come up with an excuse on a key day. You'll be left with quite a few disappointments if you allow for excuses.

On the flip side, I saw a number of guys do everything but come up with excuses. They battled out there all race long. **Chris Hogan**, for instance, was made aware that he was our number 5 runner during the race. He was hurting after going out aggressively (2:32) and even though he was "taking on water" he continued to battle, closing out as our key fifth runner to help the sophomores take 3rd place. **Aaron Graves, Ethan Dee, and Pat Letz** all joined the sub 16:30 club this week and were keys to our success on the sophomore level, once again. **Adam Glesiner** also stepped up in his opportunity to run the most competitive sophomore race of the season. He is progressing really well and is becoming a great freshman runner. **Paul Gardner** also came back from some injuries and ran well. It shows a great deal of toughness. **Michael Sawyers** also had one of the races of the day, winning the open race and significantly dropping his time. He appeared hungry to race and it was obvious he wants to make this way into the varsity race. **Pat McMahon** raced like a champion once again. He has approached the 15:30 barrier and what's even more important was how he stepped up in the varsity race and managed to run like a champion despite the big crowd. There is little doubt that he is on his way to becoming one of the best in the state. **Mitch Rees** also ran really well, dropping under 15:30 for the first time and lowering his Detweiller time by :40 seconds!

As far as where we are time-wise, we are right on target. There is little doubt that we will be improving significantly with a few more good interval sessions. This week will be a big week of training that will get us ready for some big weeks ahead.

TIDBITS: >>Candy money is due Friday, Oct 1st! >>THANK YOU for the BBQ!!!

WHAT'S NEXT: A good week of training. Next week we have a big week with our F/S hitting the Andrew F/S Invitational. Next Monday should be the conference meet for junior high school. We will be sending our fresh/soph out there to "talk" with the junior high runners—wear CSHS warm-ups NEXT Monday!

Sophomores

1. York—22 2. Wheaton North—77 3. Sandburg--133

SANDBURG:

'09 (temp: mid 70's sunny)

16. Graves 2:31---8:10	16:26	17:39 (- 1:13)
17. Letz 2:31---8:15	16:29	17:28 (- :59)
18. Dee 2:31---8:10	16:29	17:41 (- 1:12)
44. Stefik 2:31—8:15	16:57	19:32 (- 1:35)
46. Hogan 2:32—8:13	17:00	19:39 (- 2:39)
66. N Prajka 2:32—8:24	17:17	18:59 (-1:42)
73. Szieckowski 2:44—8:38	17:21	NT
107. Ma Sawyers 2:31—9:02	17:46	18:27 (-1:41)
152. Gleisner 2:50—9:07	18:14	NT
154. Struzik 2:42—8:45	18:14	NT

Varsity:

1. Belvidere North--102 2. OPRF—105 3. York—127 4. O'Fallon—164 11. Sandburg--360

Place	Name	1/2 mile	1 mile	1.5 mile	2 mile	2.5 mile	3 mile	09 time
34	Hevel	2:27	2:34/5:01	2:40/7:41	2:28/5:08/10:09	2:37/12:46	2:29/5:06/15:15	16:40 (-1:25)
49	Rees	2:28	2:34/5:02	2:41/7:43	2:33/5:14/10:16	2:42/12:58	2:27/5:09/ 15:25	17:27 (-2:02)
61	McMahon		5:03	2:41/7:44	2:34/5:15/10:18	2:39/12:57	2:37/5:18/ 15:36	16:28 (-: 54)
97	Kordas	2:30	2:39/5:09	2:47/7:56	2:39/5:26/10:35	2:45/13:20	2:32/5:17/ 15:52	16:11 (- :19)
130	Tortorelli	2:28	2:33/5:01	2:42/7:43	2:35/5:17/10:18	2:48/13:06	3:00/5:48/16:06	15:24 (+ :42)
170	Panozzo	2:30	2:39/5:09	2:47/7:56	2:37/5:24/10:33	2:45/13:18	3:04/5:49/16:22	16:11 (+: 11)
185	Von Borstel	2:35	2:42/5:17	2:53/8:10	?	13:42	2:41/ 16:23	18:07 (-1:44)
234	Oscari	2:37	2:41/5:18	2:52/8:10	2:43/5:35/10:53	2:54/13:47	2:50/5:44/ 16:37	NT
249	Piper	2:41	2:45/5:26	2:54/8:20	?	13:55	2:47/ 16:42	16:50 (- :08)

OPEN:

SANDBURG:

'09 (temp: 70's, sunny)

Mi Sawyers	16:10	17:04 (- :54)
Duffy	16:44	16:49 (- :05)
DeWolf	16:54	16:59 (-:05)
Fornaris	17:00	17:40 (- :40)
Lifonti	17:01	17:43 (- :42)
Altman	17:11	19:20 (- 2:09)
Birk	17:16	18:11 (- :56)
Butera	17:41	NT
T Prajka	17:46	19:58 (-2:12)
O'Neall	18:01	NT
Smith	18:15	NT
Sneideritis	18:32	NT
Guzinski	18:41	19:42 (- 1:01)
Lim	19:03	NT
Gardner	19:13	NT
Becker	19:37	NT
Marks	19:55	NT
Jubaer	20:01	NT
Kenes	20:02	NT
Crause	20:04	NT
Woods	20:15	NT
Vanderkrabben	20:18	NT

Poe	20:25	NT
Walls	20:45	NT
Depesa	21:04	NT
Walsh	22:07	NT
Flaherty	?	19:03

Sub 16:30 Club:

- Pat McMahon (repeat)
- Aaron Graves
- Pat Letz
- Ethan Dee

Sub 15:30 Club:

- Derek Hevel
- Mitch Rees

All-Time Fastest Teams (five-runner composite):

1.	2006 (Adamowski-Sideras-Smith-LaRocque-Marbach)	State	75:22
2.	1977 (Graves-Choffin-Keane-T. Smith-J. Hahn)	State	75:43
3.	2007 (Dahleen-Marbach-Meyer-McNicholas-Hevel)	PND	76:26
4.	2005 (Smith-LaRocque-Adamowski-Sideras-Marbach)	State	76:36
5.	2005 (Adamowski-LaRocque-Sideras-Smith-Archer)	PND	76:47
6.	1981 (Kaye-D. Hahn-Close-Murphy-Curtis)	State	76:52
7.	2008 (Dahleen-Hevel-McNicholas-Meyer-Tortorelli)	PND	77:16
8.	2006 (Sideras-Adamowski-Smith-Archer-Marbach)	PND	77:40
9.	2001 (Kelly-Swiatkowski-K. O'Malley-Wojcik-Hankosky)	PND	77:54
10.	2009 (Verzbicas-Tortorelli-McMahon-Rees-Kordas)	State	78:00
11.	2003 (Glaza-Adamowski-LaRocque-Murphy-Nolan)	State	78:13
12.	2010 (D. Hevel-Rees-McMahon-Kordas-Tortorelli)	PND	78:14
13.	2007 (Marbach-Dahleen-Meyer-Hevel-McNicholas)	State	78:24
14.	1997 (Borling-Patchak-E. Boele-M. O'Malley-Pochopien)	PND	78:27
15.	2008 (Dahleen-Meyer-Hevel-Tortorelli-D. O'Flaherty)	State	78:28
16.	1980 (Parker-Close-Kaye-Curtis-B. Hahn)	State	78:50

Goal for Peoria High Invitational—October 2nd: Sub 76:00

Peoria Notre Dame Varsity Invitational

September 18, 2010

Varsity Boys

3.0 Miles

1.	1 Jack Driggs	York Community High Schoo	14:30	4:50
2.	2 Malachy Schrobilgen	Oak Park/River Forest	14:37	4:53
3.	3 Sam Telfer	Lyons Township	14:42	4:54
4.	4 Paul Zeman	Belvidere North boys	14:43	4:55
5.	5 Tyler Yunk	Belvidere North boys	14:44	4:55
6.	6 Dave Eckhart	Maine South High School	14:45	4:55
7.	7 Jack Stapleton	Oak Park/River Forest	14:48	4:56
8.	8 William Hague	Loyola Academy	14:54	4:58
9.	9 Peter Hogenson	Oak Park/River Forest	14:55	4:59
10.	10 Alex Riba	O'Fallon	14:56	4:59
11.	11 Tim Luthin	Warwick Valley High Schoo	14:57	4:59
12.	12 Ryan O'Donnell	Hersey HS	14:58	5:00
13.	13 Mac Ford	Loyola Academy	14:58	5:00
14.	14 Erik Peterson	Barrington	14:59	5:00
15.	15 Benjamin Silver	Downers Grove North	14:59	5:00
16.	16 Alex Mimplitz	York Community High School	15:02	5:01
17.	17 Ron Hedman	York Community High School	15:03	5:01
18.	18 Michael Simon	Springfield High School	15:04	5:02
19.	19 Travis Morrison	Schaumburg	15:05	5:02
20.	20 Jake Slaughter	O'Fallon	15:07	5:03
21.	21 Cody Smith	Liberty High	15:07	5:03
22.	22 Nick Moore	Springfield High School	15:09	5:03
23.	23 Alex Brend	Lake Zurich High School	15:09	5:03
24.	24 Paxson Menard	Belvidere North boys	15:09	5:03
25.	25 Gunnar Sterne	West Chicago High School	15:10	5:04
26.	26 Anthony Gregorio	Palatine High School	15:11	5:04
27.	Oscar Medina	lake view	15:11	5:04
28.	27 Victor Delatorre	Lake Zurich High School	15:12	5:04
29.	28 Evan Prizy	Schaumburg	15:13	5:05
30.	29 Bruyn Yunk	Belvidere North boys	15:13	5:05
31.	30 Dan Paez	Warwick Valley High Schoo	15:13	5:05
32.	31 Mark Holt	Lyons Township	15:14	5:05
33.	32 Ryan Moncrieff	Lake Zurich High School	15:15	5:05
34.	33 Derek Hevel	Carl Sandburg High School	15:15	5:05
35.	34 Ryan Rutherford	Normal U-High	15:15	5:05
36.	35 Nick Miller	Harlem	15:17	5:06
37.	36 Pat Juras	Lake Zurich High School	15:17	5:06
38.	37 Sam Fourman	Oak Park/River Forest	15:18	5:06
39.	38 Craig Munie	O'Fallon	15:19	5:07
40.	Dan Caddigan	Brother Rice	15:20	5:07
41.	39 Connor Ryan	O'Fallon	15:20	5:07
42.	40 Garrett Lee	Belvidere North boys	15:20	5:07
43.	41 Kennan Havey	Wheaton Warrenville South	15:20	5:07
44.	42 Alex Deeter	Plainfield South High Sch	15:21	5:07
45.	43 Lucas Beltran	Lane Tech College Prep	15:21	5:07
46.	44 Nick Gornick	York Community High School	15:22	5:08
47.	45 Jason Dowell	Wheaton North	15:23	5:08
48.	46 Jon Vaccaro	Maine South High School	15:23	5:08
49.	47 Mitch Rees	Carl Sandburg High School	15:25	5:09
50.	48 Reuben Frey	Palatine High School	15:26	5:09
51.	49 Tom Hedman	York Community High School	15:28	5:10

52.	50 Eunhwan Yoo	Oak Park/River Forest	15:28	5:10
53.	51 Brian Llamas	Downers Grove North	15:29	5:10
54.	52 Paddy Grandinali	Warwick Valley High School	15:31	5:11
55.	53 Tyler Ryan	Plainfield South High School	15:31	5:11
56.	54 Cameron Stuva	Springfield High School	15:32	5:11
57.	55 Aidan Askin	Wheaton North	15:34	5:12
58.	56 Mike Kokoris	Lyons Township	15:34	5:12
59.	57 Nicholai Sarpy	O'Fallon	15:34	5:12
60.	58 Michael Kouri	Peoria Notre Dame	15:36	5:12
61.	59 Pat McMahon	Carl Sandburg High School	15:36	5:12
62.	60 Marcus Garcia	Palatine High School	15:36	5:12
63.	61 Zeke Elkins	St. Joseph-Ogden	15:37	5:13
64.	62 Tyler Anderson	Schaumburg	15:37	5:13
65.	63 Marc Maton	Chatham-Glenwood	15:37	5:13
66.	64 Matt Simo	York Community High School	15:37	5:13
67.	65 Mike Matusiak	Lyons Township	15:38	5:13
68.	66 Brendan Donley	Oak Park/River Forest	15:39	5:13
69.	Tom Condreva	Brother Rice	15:40	5:14
70.	67 Derrick Pietrobon	West Chicago High School	15:40	5:14
71.	68 Ryan Skelly	Barrington	15:41	5:14
72.	69 Wesley Ward	Normal U-High	15:41	5:14
73.	70 Caleb Beck	Oswego High School	15:41	5:14
74.	71 Ian Sullivan	Warwick Valley High School	15:42	5:14
75.	72 Mike Rykoskey	St. Charles East	15:42	5:14
76.	73 Dylan Ladd	York Community High School	15:42	5:14
77.	74 Kevin Lapp	O'Fallon	15:43	5:15
78.	75 Jace Mortimer	Normal U-High	15:43	5:15
79.	76 A.J. Laskowske	Palatine High School	15:44	5:15
80.	77 Eric Deguevera	Morton(Berwyn/Cicero)	15:44	5:15
81.	78 Kyle Hauser	Marist High School	15:44	5:15
82.	79 Tom Rotondi	Lincoln-Way East	15:44	5:15
83.	80 James Clay	Normal U-High	15:45	5:15
84.	81 Kyle Flores	Glenbard North	15:45	5:15
85.	82 Ryan Graves	Barrington	15:45	5:15
86.	83 Alex Parlette	Normal U-High	15:46	5:16
87.	84 Tim Johnson	Palatine High School	15:46	5:16
88.	85 Matt Armstrong	Liberty High	15:47	5:16
89.	86 David Timlin	Lane Tech College Prep	15:47	5:16
90.	87 Carl Rapp	Belvidere North boys	15:48	5:16
91.	88 Jon Smith	Lake Zurich High School	15:50	5:17
92.	89 Pat O'Connell	Schaumburg	15:51	5:17
93.	90 Josh Houck	Liberty High	15:51	5:17
94.	91 Patrick Mohan	Lyons Township	15:51	5:17
95.	92 Cody Haberkorn	Marist High School	15:51	5:17
96.	93 Will Coble	Joliet Central	15:52	5:18
97.	94 Alex Kordas	Carl Sandburg High School	15:52	5:18
98.	95 Jed Lafond	Joliet Central	15:53	5:18
99.	96 Sam Hoffman	Wheaton North	15:53	5:18
100.	97 Logan Volkey	Belvidere North boys	15:54	5:18
101.	98 Wesley Laytham	Northside College Prep	15:54	5:18
102.	99 Pat Swiech	Schaumburg	15:54	5:18
103.	100 Lucas Prather	Mahomet-Seymour High School	15:55	5:19
104.	101 Jose Cortes	West Chicago High School	15:56	5:19
105.	102 Todd Ford	Loyola Academy	15:57	5:19
106.	103 Ryan Prais	lakes	15:57	5:19
107.	104 Tim McAuliff	Barrington	15:57	5:19
108.	105 Chris Beaupre	Harlem	15:57	5:19

109.	106 Cameron Reed	Harlem	15:58	5:20
110.	107 Danny Herzberg	Pleasant Valley HS	15:58	5:20
111.	108 Tim Meincke	Palatine High School	15:58	5:20
112.	109 Steve Tubergen	Hersey HS	15:58	5:20
113.	110 Shane Hoerbert	Petersburg PORTA	15:59	5:20
114.	111 Steven Decker	St. charles East	16:00	5:20
115.	112 Ryan Bugoon	Barrington	16:01	5:21
116.	113 Erich Kuerschner	Palatine High School	16:02	5:21
117.	114 Kevin Hardin	Plainfield South High Sch	16:02	5:21
118.	115 Shawn Picha	Lake Zurich High School	16:02	5:21
119.	116 Grant Parrelli	Warwick Valley High Schoo	16:02	5:21
120.	117 Tony Meyer	Pleasant Valley HS	16:03	5:21
121.	118 Aaron Peterson	Warwick Valley High Schoo	16:03	5:21
122.	119 Josh Harp	Hononegah High School	16:03	5:21
123.	120 John Neindorf	lincoln-way north	16:03	5:21
124.	121 Michael Birkel	Peoria Notre Dame	16:03	5:21
125.	122 Richie Ruske	Plainfield South High Sch	16:04	5:22
126.	123 Nick Coyne	Harlem	16:04	5:22
127.	124 Kevin Jorgensen	Lake Park High School	16:04	5:22
128.	125 Michal Filipczak	Maine South High School	16:05	5:22
129.	126 Tom Beddome	Loyola Academy	16:05	5:22
130.	127 Mike Tortorelli	Carl Sandburg High School	16:06	5:22
131.	128 Spencer Wilson	Washington	16:06	5:22
132.	129 Cody Lee	Downers Grove North	16:06	5:22
133.	130 Michael Gardner	Oak Park/River Forest	16:06	5:22
134.	131 Ryan Anderson	Chatham-Glenwood	16:07	5:23
135.	132 Tyler Meseke	Pleasant Valley HS	16:07	5:23
136.	133 Keegan Buttimer	Riverside Brookfield	16:07	5:23
137.	134 John Oldenberg	Lake Park High School	16:08	5:23
138.	135 Sare Goitom	Wheaton North	16:08	5:23
139.	136 Sam Cross	Springfield High School	16:09	5:23
140.	137 Quinn Biever	Normal Community High Sch	16:09	5:23
141.	138 Zach Eckhart	Maine South High School	16:09	5:23
142.	Ryan McGough	Palatine High School	16:09	5:23
143.	139 Zack Kingsbury	Oswego High School	16:10	5:24
144.	140 Kyle O'Malley	Wheaton Warrenville South	16:10	5:24
145.	Grant MacMillan	Oak Park/River Forest	16:10	5:24
146.	141 David Smith	Lake Zurich High School	16:11	5:24
147.	142 Jacob Helfrich	The High School of St. Th	16:11	5:24
148.	143 Caleb Drake	Pleasant Valley HS	16:11	5:24
149.	Scott Corsey	Brother Rice	16:11	5:24
150.	144 Byron Morales	Loyola Academy	16:12	5:24
151.	145 Nick Sinadinov	Lincoln-Way East	16:13	5:25
152.	146 Tyler Warner	Glenbard North	16:13	5:25
153.	147 Bob Termuhlen	Hononegah High School	16:14	5:25
154.	148 Chris Pilipszyn	Lyons Township	16:14	5:25
155.	149 Sean Lambie	Loyola Academy	16:14	5:25
156.	150 Danny Zimny-Schmitt	Lane Tech College Prep	16:15	5:25
157.	151 Patricio Echeverria	Morton(Berwyn/Cicero)	16:15	5:25
158.	152 Nate Knautz	Hersey HS	16:15	5:25
159.	153 Sean Kelley	The High School of St. Th	16:15	5:25
160.	154 Carl Anderson	Wheaton Warrenville South	16:16	5:26
161.	155 Haider Sheikh	Maine West High School	16:16	5:26
162.	156 Nick McKee	Hersey HS	16:17	5:26
163.	157 Tim Bugajsky	Maine West High School	16:18	5:26
164.	158 Cam Meyer	Marist High School	16:18	5:26
165.	159 Nick Couch	Oswego High School	16:18	5:26

166.	160 Sammy Spivey	Wheaton North	16:19	5:26
167.	161 Mark Pedziwiatr	Lincoln-Way West High Sch	16:19	5:27
168.	162 Hector Lopez	Morton(Berwyn/Cicero)	16:19	5:27
169.	Jared Ripoli	Lake Zurich High School	16:20	5:27
170.	163 Matthew Owens	Lincoln-Way West High Sch	16:20	5:27
171.	164 Sam Wietlispack	Joliet West High School	16:20	5:27
172.	165 Kyle Ryan	Plainfield South High Sch	16:21	5:27
173.	166 Ryan Magnoni	Maine West High School	16:21	5:27
174.	167 Tim Pollard	Lyons Township	16:21	5:27
175.	168 Alan Guzman	Morton(Berwyn/Cicero)	16:21	5:27
176.	169 Jim Moore	Springfield High School	16:21	5:27
177.	170 Jimmy Panozzo	Carl Sandburg High School	16:22	5:28
178.	171 Nick Hess	The High School of St. Th	16:22	5:28
179.	172 Chas Cox	St. Joseph-Ogden	16:22	5:28
180.	173 Elijah Johnson	Mahomet-Seymour High Scho	16:22	5:28
181.	174 Nick Schuck	Hononegah High School	16:23	5:28
182.	175 Kevin Proffitt	Downers Grove North	16:23	5:28
183.	176 Brian Flight	Schaumburg	16:23	5:28
184.	177 Jimmy Orellana	Lane Tech College Prep	16:23	5:28
185.	178 Mike Von Borstel	Carl Sandburg High School	16:23	5:28
186.	179 Marcelo Burbano	Lane Tech College Prep	16:23	5:28
187.	Eddie Farrell	Lyons Township	16:23	5:28
188.	180 Paul Fortin	Peoria Notre Dame	16:24	5:28
189.	181 Pat Morgan	Barrington	16:24	5:28
190.	182 Brian Havel	Hersey HS	16:24	5:28
191.	183 Karl Eiring	Barrington	16:24	5:28
192.	Adam Wood	Oak Park/River Forest	16:25	5:29
193.	184 Alex Chavez	Normal U-High	16:25	5:29
194.	185 Collin Fedor	Wheaton Warrenville South	16:25	5:29
195.	186 Dakota Morales	Lake Park High School	16:26	5:29
196.	187 Tyler Morse	limestone	16:26	5:29
197.	188 Jon Hernandez	West Chicago High School	16:26	5:29
198.	189 Ray Farinella	Warwick Valley High Schoo	16:26	5:29
199.	190 Zachary Smith	Downers Grove North	16:27	5:29
200.	191 Juan Barajas	Schaumburg	16:27	5:29
201.	192 James Brizendine	Liberty High	16:27	5:29
202.	193 Joe Conway	Pleasant Valley HS	16:28	5:30
203.	194 Evan Schommer	Pleasant Valley HS	16:28	5:30
204.	195 Benjamin Ruffolo	Downers Grove North	16:28	5:30
205.	196 John Prillaman	Mahomet-Seymour High Scho	16:29	5:30
206.	197 Nate Stefka	Lincoln-Way West High Sch	16:29	5:30
207.	198 Johnathon Creighton	Pleasant Valley HS	16:29	5:30
208.	199 Zach Pixler	Liberty High	16:29	5:30
209.	200 Kyle Bremer	Liberty High	16:30	5:30
210.	201 Dan Guimon	Bartlett High School	16:30	5:30
211.	202 Lucas Bracher	Lake Park High School	16:30	5:30
212.	203 Christian Adams	Wheaton Warrenville South	16:30	5:30
213.	204 Sam Clinton	Joliet Central	16:31	5:31
214.	205 Adrian Perez	Bartlett High School	16:31	5:31
215.	Cole Considine	Belvidere North boys	16:31	5:31
216.	206 Cj Hamilton	Normal U-High	16:31	5:31
217.	207 Ryan O'Leary	Normal Community High Sch	16:31	5:31
218.	208 Andrew Piecyk	Maine South High School	16:32	5:31
219.	209 Mark Pfeiffer	Downers Grove North	16:32	5:31
220.	210 Robert Somary	Hersey HS	16:33	5:31
221.	211 Curt Cudnowski	Maine South High School	16:33	5:31
222.	212 Marcus Delatorre	West Chicago High School	16:33	5:31

223.	213 Matt Cortese	Hersey HS	16:33	5:31
224.	214 Luke Miller	Harlem	16:34	5:32
225.	215 Erik Zuehlke	Northside College Prep	16:34	5:32
226.	Jordan Connor	Hersey HS	16:35	5:32
227.	Nolan Wojtowicz	Barrington	16:35	5:32
228.	216 Danny Alvey	Liberty High	16:35	5:32
229.	Shannon Hall	Liberty High	16:36	5:32
230.	217 John Butcher	Mahomet-Seymour High Scho	16:36	5:32
231.	218 Forrest Smoes	Mahomet-Seymour High Scho	16:37	5:33
232.	219 Jonathan Schaap	Mahomet-Seymour High Scho	16:37	5:33
233.	220 Mike Cotton	Bartlett High School	16:37	5:33
234.	Mark Oscai	Carl Sandburg High School	16:37	5:33
235.	221 A.J. Grimberg	Stagg High School	16:38	5:33
236.	222 Derek Weber	St. charles East	16:39	5:33
237.	223 Zach Johnson	Wheaton North	16:39	5:33
238.	224 Tyler Gill	Springfield High School	16:40	5:34
239.	225 Eduardo Padilla	Morton(Berwyn/Cicero)	16:40	5:34
240.	226 Andrew Fausone	Loyola Academy	16:41	5:34
241.	227 Luke Rykoskey	St. charles East	16:41	5:34
242.	228 Drew Knipfer	St. Joseph-Ogden	16:41	5:34
243.	229 Quinn Farley	Wheaton Warrenville South	16:41	5:34
244.	Safwan Elkhatib	Pleasant Valley HS	16:41	5:34
245.	Rane Nichols	Pleasant Valley HS	16:41	5:34
246.	230 Ben Manibog	St. charles East	16:41	5:34
247.	Jon Ramirez	Lake Zurich High School	16:41	5:34
248.	Joe Slinkman	Lyons Township	16:42	5:34
249.	Matt Piper	Carl Sandburg High School	16:42	5:34
250.	231 Jeremy Lozano	Lake Park High School	16:42	5:34
251.	232 Emmanuel Herrera	Morton(Berwyn/Cicero)	16:42	5:34
252.	233 Caleb Philbrick	Wheaton North	16:43	5:35
253.	234 Adam Lowry	Oswego High School	16:43	5:35
254.	235 Steven Jackson	O'Fallon	16:43	5:35
255.	236 Hayden Spall	Wheaton Warrenville South	16:44	5:35
256.	237 Gabe Calvillo	Plainfield South High Sch	16:45	5:35
257.	238 Connor Rachford	Bartlett High School	16:45	5:35
258.	239 Tim Ehrhardt	Lake Park High School	16:46	5:36
259.	Steven Hulett	Normal U-High	16:46	5:36
260.	240 Mike Strachan	Lake Park High School	16:46	5:36
261.	241 John Satkas	lincoln-way north	16:46	5:36
262.	Trevor Kuehr	Lake Zurich High School	16:46	5:36
263.	Ty Cogdill	Liberty High	16:47	5:36
264.	242 Vince Zipparro	Bartlett High School	16:47	5:36
265.	243 Jackson Wells	Hononegah High School	16:47	5:36
266.	244 Alex Gilmore	Lincoln-Way East	16:48	5:36
267.	245 Alex Gasca	Maine West High School	16:48	5:36
268.	Lucas Roehrborn	Palatine High School	16:48	5:36
269.	246 Christian Bartell	Oswego High School	16:48	5:36
270.	247 Blake Franson	lakes	16:48	5:36
271.	248 Connor Jones	Chatham-Glenwood	16:49	5:37
272.	249 Brice Welton	limestone	16:49	5:37
273.	Sam O'Neil	Hersey HS	16:49	5:37
274.	Jeff Lahucik	Carl Sandburg High School	16:49	5:37
275.	250 Andrew Zalazinski	Morton(Berwyn/Cicero)	16:50	5:37
276.	Steven Husk	Normal U-High	16:50	5:37
277.	Nick Gardner	Liberty High	16:50	5:37
278.	Eric Schanowski	Wheaton North	16:51	5:37
279.	251 Dominic Sieminski	Northside College Prep	16:51	5:37

280.	252 Abel Hernandez	Shepard H.S.	16:51	5:37
281.	253 Whitt Kinley	Chatham-Glenwood	16:52	5:38
282.	Dan Meinhart	Downers Grove North	16:52	5:38
283.	254 Robby Spath	Petersburg PORTA	16:52	5:38
284.	Zach Gates	Palatine High School	16:53	5:38
285.	255 Anthony Peters	Bartlett High School	16:53	5:38
286.	Dan Krob	Wheaton Warrenville South	16:54	5:38
287.	256 Kenny Kliesner	lakes	16:54	5:38
288.	Eric Schneider	Barrington	16:54	5:38
289.	257 Danny Snodgrass	Peoria Notre Dame	16:54	5:38
290.	258 Jake Frank	Glenbard North	16:54	5:38
291.	259 Erick Grathoff	St. charles East	16:55	5:39
292.	260 Tim McDermott	Plainfield South High Sch	16:55	5:39
293.	261 Chandler Poppen	Harlem	16:55	5:39
294.	Eric Dade	Lake Park High School	16:56	5:39
295.	Adonis Mikos	Pleasant Valley HS	16:56	5:39
296.	262 Josh Camp	lakes	16:57	5:39
297.	Greg Kulasik	Schaumburg	16:57	5:39
298.	263 Charlie Mesimore	Northside College Prep	16:57	5:39
299.	Bobby Niska	Wheaton Warrenville South	16:58	5:40
300.	Kaleb Gustafson	Belvidere North boys	16:58	5:40

Varsity Boys Team

- 102 Belvidere North boys (1:15:09, 15:01.60, 0:37)
4 5 24 29 40 (87) (97)
Zeman, Yunk, Menard, Yunk, Lee, Rapp, Volkey
- 105 Oak Park/River Forest (1:15:04, 15:00.73, 0:52)
2 7 9 37 50 (66) (130)
Schrobilgen, Stapleton, Hogenson, Fourman, Yoo, Donley, Gardner
- 127 York Community High School (1:15:24, 15:04.62, 0:58)
1 16 17 44 49 (64) (73)
Driggs, Mimplitz, Hedman, Gornick, Hedman, Simo, Ladd
- 164 O'Fallon (1:16:14, 15:14.78, 0:39)
10 20 38 39 57 (74) (235)
Riba, Slaughter, Munie, Ryan, Sarpy, Lapp, Jackson
- 206 Lake Zurich High School (1:16:41, 15:20.16, 0:41)
23 27 32 36 88 (115) (141)
Brend, Delatorre, Moncrieff, Juras, Smith, Picha, Smith

6. 246 Lyons Township (1:16:57, 15:23.25, 1:10)
3 31 56 65 91 (148) (167)
Telfer, Holt, Kokoris, Matusiak, Mohan, Pilipszyn, Pollard
7. 280 Warwick Valley High School (1:17:23, 15:28.53, 1:06)
11 30 52 71 116 (118) (189)
Luthin, Paez, Grandinali, Sullivan, Parrelli, Peterson,
Farinella
8. 294 Palatine High School (1:17:41, 15:32.12, 0:36)
26 48 60 76 84 (108) (113)
Gregorio, Frey, Garcia, Laskowske, Johnson, Meincke,
Kuerschner
9. 297 Schaumburg (1:17:38, 15:31.45, 0:49)
19 28 62 89 99 (176) (191)
Morrison, Prizy, Anderson, O'Connell, Swiech, Flight, Barajas
10. 341 Normal U-High (1:18:08, 15:37.40, 0:31)
34 69 75 80 83 (184) (206)
Rutherford, Ward, Mortimer, Clay, Parlette, Chavez, Hamilton
11. 360 Carl Sandburg High School (1:18:12, 15:38.25, 0:51)
33 47 59 94 127 (170) (178)
Hevel, Rees, McMahon, Kordas, Tortorelli, Panozzo, Von Borstel
12. 380 Barrington (1:18:21, 15:40.05, 1:03)
14 68 82 104 112 (181) (183)
Peterson, Skelly, Graves, McAuliff, Bugoon, Morgan, Eiring
13. 393 Loyola Academy (1:18:04, 15:36.72, 1:19)
8 13 102 126 144 (149) (226)
Hague, Ford, Ford, Beddome, Morales, Lambie, Fausone
14. 399 Springfield High School (1:18:13, 15:38.52, 1:17)
18 22 54 136 169 (224) (271)
Simon, Moore, Stuva, Cross, Moore, Gill, Thomas

15. 491 Wheaton North (1:19:14, 15:50.77, 0:56)
45 55 96 135 160 (223) (233)
Dowell, Askin, Hoffman, Goitom, Spivey, Johnson, Philbrick
16. 496 Plainfield South High Sch (1:19:16, 15:51.10, 1:01)
42 53 114 122 165 (237) (260)
Deeter, Ryan, Hardin, Ruske, Ryan, Calvillo, McDermott
17. 523 Maine South High School (1:18:52, 15:46.33, 1:47)
6 46 125 138 208 (211) (296)
Eckhart, Vaccaro, Filipczak, Eckhart, Piecyk, Cudnowski,
Nowaczyk
18. 560 Downers Grove North (1:19:21, 15:52.16, 1:28)
15 51 129 175 190 (195) (209)
Silver, Llamas, Lee, Proffitt, Smith, Ruffolo, Pfeiffer
19. 583 Harlem (1:19:48, 15:57.45, 1:17)
35 105 106 123 214 (261) (355)
Miller, Beaupre, Reed, Coyne, Miller, Poppen, Perian
20. 587 Liberty High (1:19:40, 15:55.81, 1:22)
21 85 90 192 199 (200) (216)
Smith, Armstrong, Houck, Brizendine, Pixler, Bremer, Alvey
21. 593 West Chicago High School (1:19:43, 15:56.52, 1:24)
25 67 101 188 212 (287) (322)
Sterne, Pietrobon, Cortes, Hernandez, Delatorre, Garcia,
Scheck
22. 611 Hersey HS (1:19:51, 15:58.04, 1:27)
12 109 152 156 182 (210) (213)
O'Donnell, Tubergen, Knautz, McKee, Havel, Somary, Cortese
23. 635 Lane Tech College Prep (1:20:07, 16:01.24, 1:03)
43 86 150 177 179 (268) (300)
Beltran, Timlin, Zimny-Schmitt, Orellana, Burbano,
Bustamante, Gebrekidane

24. 692 Pleasant Valley HS (1:20:45, 16:08.87, 0:31)
107 117 132 143 193 (194) (198)
Herzberg, Meyer, Meseke, Drake, Conway, Schommer, Creighton
25. 723 Wheaton Warrenville South (1:20:39, 16:07.73, 1:10)
41 140 154 185 203 (229) (236)
Havey, O'Malley, Anderson, Fedor, Adams, Farley, Spall
26. 783 Morton(Berwyn/Cicero) (1:21:17, 16:15.36, 0:56)
77 151 162 168 225 (232) (250)
Deguevera, Echeverria, Lopez, Guzman, Padilla, Herrera,
Zalazinski
27. 848 Oswego High School (1:21:38, 16:19.53, 1:08)
70 139 159 234 246 (284) (321)
Beck, Kingsbury, Couch, Lowry, Bartell, Meyer, Ramsey
28. 862 St. charles East (1:21:40, 16:19.97, 1:00)
72 111 222 227 230 (259) (265)
Rykoskey, Decker, Weber, Rykoskey, Manibog, Grathoff, Earl
29. 877 Lake Park High School (1:21:48, 16:21.41, 0:38)
124 134 186 202 231 (239) (240)
Jorgensen, Oldenberg, Morales, Bracher, Lozano, Ehrhardt,
Strachan
30. 904 Mahomet-Seymour High Scho (1:21:57, 16:23.30, 0:42)
100 173 196 217 218 (219) (277)
Prather, Johnson, Prillaman, Butcher, Smoes, Schaap, Russell
31. 932 Peoria Notre Dame (1:22:28, 16:29.57, 1:58)
58 121 180 257 316 (338) (347)
Kouri, Birkel, Fortin, Snodgrass, Gorman, Hendricksen, Kouri
32. 958 Marist High School (1:22:58, 16:35.57, 1:51)
78 92 158 313 317 (350) (353)
Hauser, Haberkorn, Meyer, Martinez, Haberkorn, Tracy,
Haberkorn

33. 962 Hononegah High School (1:22:29, 16:29.76, 1:03)
119 147 174 243 279 (315) (358)
Harp, Termuhlen, Schuck, Wells, Randolph, Dougherty, Koch
34. 967 Joliet Central (1:22:35, 16:30.81, 1:20)
93 95 204 285 290 (311) (334)
Coble, Lafond, Clinton, Garcia, Lindstrom, Miller, Jaime
35. 977 Chatham-Glenwood (1:22:29, 16:29.60, 1:30)
63 131 248 253 282 (286) (319)
Maton, Anderson, Jones, Kinley, Landess, Zink, Kaiser
36. 1011 Maine West High School (1:22:51, 16:34.05, 0:54)
155 157 166 245 288 (304) (308)
Sheikh, Bugajsky, Magnoni, Gasca, Schiavone, Brissette,
Alferes
37. 1033 St. Joseph-Ogden (1:23:02, 16:36.38, 1:47)
61 172 228 270 302 (314) (330)
Elkins, Cox, Knipfer, Pelafas, Vowels, Arteaga, Manalo
38. 1038 Glenbard North (1:22:59, 16:35.62, 1:21)
81 146 258 273 280 (291) (293)
Flores, Warner, Frank, Kelm, Hootman, Rizvi, Hatler
39. 1073 Lincoln-Way West High Sch (1:23:14, 16:38.63, 0:48)
161 163 197 269 283 (292) (384)
Pedziwiatr, Owens, Stefka, Crimmins, Kennedy, Fabian,
Stapinski
40. 1106 Bartlett High School (1:23:08, 16:37.44, 0:18)
201 205 220 238 242 (255) (266)
Guimon, Perez, Cotton, Rachford, Zipparro, Peters, Salatino
41. 1116 Northside College Prep (1:23:25, 16:40.99, 1:17)
98 215 251 263 289 (324) (345)
Laytham, Zuehlke, Sieminski, Mesimore, Kafka, Duffy, Kriston

42. 1130 The High School of St. Th (1:24:16, 16:51.06, 1:36)
142 153 171 329 335 (340) (354)
Helfrich, Kelley, Hess, Koerner, Wozniak, Bolger, Remmington
43. 1160 Lincoln-Way East (1:24:49, 16:57.71, 2:41)
79 145 244 327 365 (375) (377)
Rotondi, Sinadinos, Gilmore, Mizwicki, Mackay, Kowalkowski,
Sapato
44. 1162 lakes (1:23:49, 16:45.76, 1:19)
103 247 256 262 294 (326) (331)
Prais, Franson, Kliesner, Camp, McGrath, Morgan, Hergott
45. 1262 Riverside Brookfield (1:24:41, 16:56.10, 1:20)
133 267 274 281 307 (328) (372)
Buttimer, Melone, Keen, Trevizo, Drake, Schomer, Consadine
46. 1280 Normal Community High Sch (1:25:10, 17:01.82, 1:27)
137 207 306 310 320 (325) (336)
Biever, O'Leary, Kiesewetter, Gordon, Wylde, Matter, Lauder
47. 1383 limestone (1:26:00, 17:11.90, 1:45)
187 249 272 318 357 (399) (406)
Morse, Welton, Austin, Tjaden, McMullen, Noel, Bloompot
48. 1390 lincoln-way north (1:26:44, 17:20.75, 2:33)
120 241 323 333 373 (382) (389)
Neindorf, Satkas, Castaneda, Catania, Burke, Filipiak, Novak
49. 1413 Washington (1:26:32, 17:18.33, 1:51)
128 295 305 339 346 (364) (370)
Wilson, Riedel, Castor, Dalfonso, Misselhorn, Weston, Learned
50. 1427 Shepard H.S. (1:25:58, 17:11.53, 0:54)
252 264 278 301 332 (341) (342)
Hernandez, Solfisburg, Brumbaugh, Cabel, Qualls, Heidinger,
Busch

51. 1468 Stagg High School (1:26:50, 17:21.96, 1:43)
221 276 298 312 361 (362) (379)
Grimberg, Toussaint, Busen, Hynes, Gruns, Para, Moylan
52. 1474 Petersburg PORTA (1:28:24, 17:40.74, 2:46)
110 254 356 376 378 (380) (388)
Hoerbert, Spath, Williams, Hopper, Bliven, Brooks, Holt
53. 1504 Joliet West High School (1:27:51, 17:34.07, 2:03)
164 275 343 359 363 (366) (385)
Wietlispach, Hernandez, Baldobinos, Youell, Sears, Schalk,
Powell
54. 1681 northridge prep (1:29:40, 17:55.88, 1:47)
297 309 337 351 387 (390) (395)
Badyna, Davis, Mahoney, Gigante, Knapp, Birmingham, Madigan
55. 1735 Wheaton Academy (1:30:23, 18:04.44, 1:10)
303 344 349 368 371 (374) (383)
Meostopo, Budzisz, McDonell, Sallis, Weiss, Heidlauf, Duncan
56. 1793 Elmwood Park (1:32:05, 18:24.96, 1:52)
299 348 369 386 391 (392) (393)
Gonzales, Clark, Vujnovich, Tito, Virgilio, Lepore, Castrejon
57. 1920 Nazareth Academy (1:37:40, 19:31.95, 2:20)
352 381 394 396 397 (400) (403)
Dobis, Rubino, Richards, Rizko, Edwards, Roche, Mitchell
58. 1928 Rantoul High School (1:39:48, 19:57.46, 2:59)
360 367 398 401 402 (404) (405)
Brown, Good, Rudzinski, Hutton, Litwiller, Olson, Belvito

Richard Spring Memorial Race

Search this site

Richard Spring Memorial Cross Country Race, September 18, 2010

Frosh Soph Boys

Frosh Soph Boys Team

Frosh Soph Girls

Frosh Soph Girls Team

Varsity Boys

Varsity Boys Team

Varsity Girls

Varsity Girls Team

Sitemap

Frosh Soph Boys Team

1. 32 York Community High Schoo (1:19:31, 15:54.14, 0:55)
1 2 8 9 12 (15) (22)
Milling, Maroz, Fabry, Kirby, Baughman, Herrera, Crowley
2. 71 Wheaton North (1:21:22, 16:16.35, 0:59)
3 4 10 20 34 (49) (122)
Steen, Ryan, Didier, Ewoldt, Doty, Emmanuel, Stopka
3. 133 Carl Sandburg High School (1:23:18, 16:39.57, 0:34)
16 17 18 40 42 (62) (68)
Graves, Letz, Dee, Stefik, Hogan, Prajka, Szieckowski
4. 195 Lyons Township (1:24:39, 16:55.74, 0:32)
27 29 33 46 60 (70) (72)
Mysz, McCarter, Zona, Accetura, Miklosz, Robertson, Ryan
5. 204 Palatine High School (1:24:37, 16:55.35, 0:55)
23 24 26 52 79 (87) (99)
Zambrano, Smith, Stella, Clingerman, Mars, Vanderwiell, Rosales
6. 217 Wheaton Warrenville South (1:24:14, 16:50.60, 1:38)
7 11 28 78 93 (114) (116)
McKenna, Worley, Smith, Peterson, Dillon, Kirincich, Leach
7. 234 O'Fallon (1:25:16, 17:03.14, 0:33)

- 31 36 39 59 69 (71) (142)
Klopfenstein, Marquez, Chorma, Koester,
Goertzen, Boots,
Becker
8. 242 Maine South High School (1:24:43, 16:56.47,
1:46)
6 21 55 58 102 (105) (128)
Dolan, Taylor, Flinn, Lavelle, Mangan, Carpenter,
Gabavi
9. 305 Lake Zurich High School (1:25:52, 17:10.37,
1:57)
14 35 48 67 141 (151) (165)
Milner, Klett, Riano, Brown, Williams, Herman,
Llanos
10. 335 Liberty High (1:26:43, 17:20.48, 0:42)
38 45 81 82 89 (127) (140)
Nelson, Houck, Wilburn, Throckmorton, Nasteff,
Gabrielson,
Carr
11. 366 Pleasant Valley HS (1:27:00, 17:23.97,
0:51)
44 53 74 84 111 (117) (146)
Lafever, Klauer, Stelk, Best, Schuler, Li, Conway
12. 369 Peoria Notre Dame (1:27:08, 17:25.47,
0:55)
32 64 80 90 103 (108) (148)
Fortin, Dvorsky, Stedwill, Lahood, Frow, Ehrhart,
Tony
13. 385 Schaumburg (1:27:10, 17:25.83,
1:03)
37 50 57 120 121
Rauch, Tibebu, Hruda, Smith, Piller
14. 388 Oak Park/River Forest (1:27:10, 17:25.82,
1:33)
25 41 77 110 135 (136) (172)

Richard Spring Memorial Race

Richard Spring Memorial Cross Country
Race, September 18, 2010

Frosh Soph Boys

Frosh Soph Boys Team

Frosh Soph Girls

Frosh Soph Girls Team

Varsity Boys

Varsity Boys Team

Varsity Girls

Varsity Girls Team

Sitemap

Frosh Soph Boys

1.	1 Scott Milling	York Community High
	Schoo 15:21 5:07	
2.	2 Nathan Maroz	York Community High
	Schoo 15:51 5:17	
3.	3 Paul Steeno	Wheaton North
	15:56 5:19	
4.	4 Alex Ryan	Wheaton North
	15:59 5:20	
5.	5 Denton Wallace	lincoln-way north
	16:01 5:21	
6.	6 Kevin Dolan	Maine South High School
	16:01 5:21	
7.	7 Nolan McKenna	Wheaton Warrenville
	South 16:02 5:21	
8.	8 Evan Fabry	York Community High
	Schoo 16:03 5:21	
9.	9 Mike Kirby	York Community High
	Schoo 16:04 5:22	
10.	10 Wyatt Didier	Wheaton North
	16:05 5:22	
11.	11 Daryle Worley	Wheaton Warrenville
	South 16:12 5:24	
12.	12 Alex Baughman	York Community High
	Schoo 16:15 5:25	
13.	13 Chase Hill	Belvidere North boys
	16:16 5:26	
14.	14 Alex Milner	Lake Zurich High School
	16:19 5:27	
15.	15 Zach Herrera	York Community High
	Schoo 16:20 5:27	
16.	16 Aaron Graves	Carl Sandburg High
	School 16:26 5:29	
17.	17 Pat Letz	Carl Sandburg High
	School 16:29 5:30	
18.	18 Ethan Dee	Carl Sandburg High
	School 16:29 5:30	

19.	19 Nathan Hoffman	Springfield High
	School 16:30 5:30	
20.	20 Zach Ewoldt	Wheaton North
	16:31 5:31	
21.	Erick De Lorea	Hersey HS
	16:33 5:31	
22.	21 Rob Taylor	Maine South High School
	16:34 5:32	
23.	22 Patrick Crowley	York Community High
	School 16:38 5:33	
24.	23 Christian Zambrano	Palatine High School
	16:38 5:33	
25.	24 Brian Smith	Palatine High School
	16:39 5:33	
26.	25 Alexander Darnall	Oak Park/River Forest
	16:39 5:33	
27.	Alex Hernandez	Bartlett High School
	16:39 5:33	
28.	26 Zach Stella	Palatine High School
	16:40 5:34	
29.	27 John Mysz	Lyons Township
	16:43 5:35	
30.	28 Andrew Smith	Wheaton Warrenville
	South 16:48 5:36	
31.	Ryan Kearns	Hersey HS
	16:48 5:36	
32.	29 Ed McCarter	Lyons Township
	16:48 5:36	
33.	30 William Butler	Springfield High School
	16:49 5:37	
34.	31 Jack Klopfenstein	O'Fallon
	16:49 5:37	
35.	Andy Philipose	Hersey HS
	16:50 5:37	
36.	32 Chris Fortin	Peoria Notre Dame
	16:53 5:38	
37.	33 Dominic Zona	Lyons Township
	16:53 5:38	
38.	34 Josh Doty	Wheaton North
	16:54 5:38	
39.	35 Bobby Klett	Lake Zurich High School
	16:55 5:39	

40.	36 Kevin Marquez	O'Fallon
	16:56 5:39	
41.	37 Travis Rauch	Schaumburg
	16:56 5:39	
42.	38 Spencer Nelson	Liberty High
	16:57 5:39	
43.	39 Steven Chorma	O'Fallon
	16:57 5:39	
44.	40 Mike Stefik	Carl Sandburg High
	School 16:57 5:39	
45.	41 Samuel Demaree	Oak Park/River
	Forest 16:58 5:40	
46.	42 Chris Hogan	Carl Sandburg High
	School 17:00 5:40	
47.	43 Jesse Laseman	Belvidere North boys
	17:00 5:40	
48.	44 Tanner Lafever	Pleasant Valley HS
	17:00 5:40	
49.	45 Caleb Houck	Liberty High
	17:02 5:41	
50.	46 Mike Accetura	Lyons Township
	17:02 5:41	
51.	47 Ian Miklas	Plainfield South High Sch
	17:03 5:41	
52.	48 Rueben Riano	Lake Zurich High
	School 17:03 5:41	
53.	49 Joseph Emmanuel	Wheaton North
	17:05 5:42	
54.	50 Mikias Tibebu	Schaumburg
	17:07 5:43	
55.	51 Jack Ball	Loyola Academy
	17:08 5:43	
56.	52 Andrew Clingerman	Palatine High School
	17:09 5:43	
57.	53 Elliott Klauer	Pleasant Valley HS
	17:09 5:43	
58.	54 Eammon Hughes	Lincoln-Way East
	17:09 5:43	
59.	55 Pat Flinn	Maine South High School
	17:09 5:43	
60.	56 Sultan Haji	Lane Tech College Prep
	17:11 5:44	

61.	57 Brian Hruda	Schaumburg
17:11	5:44	
62.	58 Steve Lavelle	Maine South High
School	17:13	5:45
63.	59 Brennan Koester	O'Fallon
17:14	5:45	
64.	60 Dan Miklosz	Lyons Township
17:14	5:45	
65.	61 Luke Johnston	Lincoln-Way East
17:15	5:45	
66.	62 Nicholas Prajka	Carl Sandburg High
School	17:17	5:46
67.	63 Ryan Zemel	Downers Grove North
17:17	5:46	
68.	64 Matt Dvorsky	Peoria Notre Dame
17:18	5:46	
69.	65 Nathan Iwanski	St. charles East
17:18	5:46	
70.	66 Tyler Dixon	Glenbard North
17:20	5:47	
71.	67 Dave Brown	Lake Zurich High
School	17:21	5:47
72.	Dan Cotton	Bartlett High School
17:21	5:47	
73.	68 Bill Szieckowski	Carl Sandburg High
School	17:22	5:48
74.	69 Dan Goertzen	O'Fallon
17:22	5:48	
75.	70 Sean Robertson	Lyons Township
17:22	5:48	
76.	71 Tristan Boots	O'Fallon
17:22	5:48	
77.	72 James Ryan	Lyons Township
17:24	5:48	
78.	73 Bobby Richards	Loyola Academy
17:26	5:49	
79.	74 Ben Stelk	Pleasant Valley HS
17:27	5:49	
80.	75 Trayvon Zabala	Joliet Central
17:29	5:50	
81.	76 Gavin Sullivan	Loyola Academy
17:30	5:50	

82.	77 Timothy Howell	Oak Park/River Forest
	17:33 5:51	
83.	78 Brett Peterson	Wheaton Warrenville
	South 17:33 5:51	
84.	79 Joe Mars	Palatine High School
	17:33 5:51	
85.	80 Isaiah Stedwill	Peoria Notre Dame
	17:34 5:52	
86.	81 Zach Wilburn	Liberty High
	17:34 5:52	
87.	82 Austin Throckmorton	Liberty High
	17:35 5:52	
88.	83 Micah Young	Normal Community
	High Sch 17:35 5:52	
89.	84 Chris Best	Pleasant Valley HS
	17:35 5:52	
90.	85 Nick Lauterbach	Downers Grove North
	17:36 5:52	
91.	86 Jake Werner	St. charles East
	17:37 5:53	
92.	87 Adam Vanderwiel	Palatine High School
	17:37 5:53	
93.	88 Andrew Noll	Downers Grove North
	17:38 5:53	
94.	89 Trey Nasteff	Liberty High
	17:38 5:53	
95.	90 Luke Lahood	Peoria Notre Dame
	17:39 5:53	
96.	91 Jacob Howe	Belvidere North boys
	17:39 5:53	
97.	Luke Ziolkowski	Lyons Township
	17:40 5:53	
98.	92 Conor Mulhall	Loyola Academy
	17:40 5:54	
99.	93 David Dillon	Wheaton Warrenville
	South 17:40 5:54	
100.	94 Lucas Houska	Normal U-High
	17:42 5:54	
101.	95 Anthony Vasile	Downers Grove North
	17:44 5:55	
102.	96 Matt Randolf	Loyola Academy
	17:44 5:55	

103. 97 James Diamond North 17:44 5:55	Downers Grove
104. 98 Matt Mugavero 17:45 5:55	lincoln-way north
105. 99 Emanuel Rosales 17:45 5:55	Palatine High School
106. 100 Anthony Santillo Sch 17:45 5:55	Plainfield South High
107. Matt Sawyers School 17:46 5:56	Carl Sandburg High
108. 101 Jonah Jett Sch 17:46 5:56	Plainfield South High
109. 102 Jimmy Mangan School 17:47 5:56	Maine South High
110. 103 Ryan Frow 17:47 5:56	Peoria Notre Dame
111. 104 Jacob Carter 17:48 5:56	Downers Grove North
112. Zach Carlson 17:48 5:56	Lyons Township
113. 105 Jack Carpenter School 17:49 5:57	Maine South High
114. 106 Mansur Soeleman Prep 17:49 5:57	Lane Tech College
115. 107 Wade Pawlisz High Sch 17:49 5:57	Lincoln-Way West
116. 108 Ted Ehrhart 17:49 5:57	Peoria Notre Dame
117. 109 Chris Carlton High Scho 17:49 5:57	Mahomet-Seymour
118. 110 Pierce Sheehan Forest 17:50 5:57	Oak Park/River
119. 111 Joey Schuler 17:51 5:57	Pleasant Valley HS
120. 112 J.D. Lafayette 17:51 5:57	Normal U-High
121. 113 Miguel Silva Sch 17:51 5:57	Plainfield South High
122. 114 Adam Kirincich South 17:53 5:58	Wheaton Warrenville
123. 115 Konrad Goc 17:54 5:58	Lincoln-Way East

124.	Tyler Squeo	Palatine High School
	17:55 5:59	
125.	116 Cody Leach	Wheaton Warrenville
	South 17:57 5:59	
126.	117 Kevin Li	Pleasant Valley HS
	17:58 6:00	
127.	118 Lucas Werner	St. charles East
	17:58 6:00	
128.	119 Calvin Athy	Normal Community
	High Sch 17:58 6:00	
129.	120 Nick Smith	Schaumburg
	17:59 6:00	
130.	121 Steve Piller	Schaumburg
	17:59 6:00	
131.	122 Chris Stopka	Wheaton North
	17:59 6:00	
132.	Matthew Dungan	Wheaton Warrenville
	South 18:00 6:00	
133.	123 Trevor Jablonski	Lincoln-Way West
	High Sch 18:02 6:01	
134.	124 Rodrigo Martinez	Joliet Central
	18:02 6:01	
135.	125 Noah Jones	Oswego High School
	18:02 6:01	
136.	126 Austin Szubryt	Lincoln-Way East
	18:03 6:01	
137.	Alex Zuniga	Wheaton North
	18:03 6:01	
138.	127 Kyle Gabrielson	Liberty High
	18:04 6:02	
139.	128 Kyle Gabavi	Maine South High
	School 18:04 6:02	
140.	129 Junior Quintero	Lane Tech College
	Prep 18:06 6:02	
141.	130 Nick Marquez	Plainfield South High
	Sch 18:09 6:03	
142.	131 Jimmy Burchard	lakes
	18:09 6:03	
143.	132 Kyle Appelquist	Mahomet-Seymour
	High Scho 18:10 6:04	
144.	133 Vince Lo Cicero	lincoln-way north
	18:11 6:04	

145. 134 Joe Hausner	lincoln-way north
18:11 6:04	
146. 135 Ryan Hodes	Oak Park/River Forest
18:12 6:04	
147. 136 Alexander Waheed	Oak Park/River
Forest 18:12 6:04	
148. 137 Blake Klinger	Harlem
18:13 6:05	
149. Sam Steinfels	Maine South High
School 18:14 6:05	
150. 138 Pat Northup	Springfield High School
18:14 6:05	
151. 139 Justin Reyes	Plainfield South High
Sch 18:14 6:05	
152. Adam Gleisner	Carl Sandburg High
School 18:14 6:05	
153. Ryan Lafleur	Wheaton Warrenville
South 18:15 6:05	
154. Zach Struzik	Carl Sandburg High
School 18:15 6:05	
155. 140 Conner Carr	Liberty High
18:16 6:06	
156. 141 Gerrit Williams	Lake Zurich High
School 18:16 6:06	
157. 142 Adam Becker	O'Fallon
18:17 6:06	
158. 143 Max Rowland	St. charles East
18:17 6:06	
159. 144 Tom Bernacki	Loyola Academy
18:18 6:06	
160. 145 Roberto Robledo	Joliet Central
18:18 6:06	
161. 146 Paul Conway	Pleasant Valley HS
18:19 6:07	
162. 147 Sam Decker	St. charles East
18:20 6:07	
163. 148 Stephen Tony	Peoria Notre Dame
18:21 6:07	
164. 149 Amir Rasmussen	Springfield High
School 18:22 6:08	
165. Evan Wesslund	O'Fallon
18:22 6:08	

166. 150 Tyler McGuire	Lincoln-Way East
18:23 6:08	
167. 151 Jack Herman	Lake Zurich High
School 18:23 6:08	
168. Mark Orland	Wheaton Warrenville
South 18:24 6:08	
169. 152 Maxwell Dipple	Downers Grove North
18:24 6:08	
170. 153 John Dixon	Chatham-Glenwood
18:24 6:08	
171. 154 Jose Villalobos	Lane Tech College
Prep 18:25 6:09	
172. 155 Tyler Strejc	Shepard H.S.
18:26 6:09	
173. 156 Arik Sorensen	lincoln-way north
18:27 6:09	
174. 157 Chase Hall	Oswego High School
18:28 6:10	
175. 158 Misael Tobias	Plainfield South High
Sch 18:31 6:11	
176. Justin Taber	Liberty High
18:32 6:11	
177. 159 Josh Bird	Glenbard North
18:33 6:11	
178. Mike O'Malley	Downers Grove North
18:33 6:11	
179. Nick McMillan	Pleasant Valley HS
18:33 6:11	
180. Aaron Schaidle	Peoria Notre Dame
18:33 6:11	
181. 160 Tanner Kuenneth	Normal Community
High Sch 18:33 6:11	
182. 161 Adam Talic	Harlem
18:34 6:12	
183. 162 Kevin Ressel	Springfield High
School 18:34 6:12	
184. Sebastian Ramirez	Palatine High School
18:35 6:12	
185. 163 Curt Kupferschmid	Mahomet-Seymour
High Scho 18:35 6:12	
186. 164 Tom Mereness	Oswego High School
18:35 6:12	

187. 165 Will Llanos	Lake Zurich High School
18:36 6:12	
188. 166 Anthony Maggiore	Glenbard North
18:38 6:13	
189. 167 Alejandro Reyes	Lane Tech College
Prep 18:38 6:13	
190. 168 Connor Cockerham	St. charles East
18:40 6:14	
191. 169 Nick Keene	lincoln-way north
18:41 6:14	
192. 170 Dan Curtin	Riverside Brookfield
18:41 6:14	
193. 171 Jordan Brooks	Normal U-High
18:42 6:14	
194. 172 Benjamin Cavenagh	Oak Park/River
Forest 18:42 6:14	
195. Eddie Graham	Palatine High School
18:43 6:15	
196. 173 D.J. Sobczak	Lincoln-Way East
18:44 6:15	
197. Jared Spilky	Downers Grove North
18:44 6:15	
198. 174 Dhairav Vakil	Mahomet-Seymour
High Scho 18:44 6:15	
199. 175 Mike Meyer	St. charles East
18:45 6:15	
200. 176 Collin Rink	Normal Community High
Sch 18:46 6:16	
201. 177 Ian Mayster	lincoln-way north
18:46 6:16	
202. 178 Cole Brandt	Hononegah High
School 18:46 6:16	
203. Dan Patterson	Lyons Township
18:46 6:16	
204. Ben Bertolani	lincoln-way north
18:47 6:16	
205. Marquis Robertson	lincoln-way north
18:47 6:16	
206. 179 Zach Carmichael	St. Joseph-Ogden
18:47 6:16	
207. Daniel Rodriguez	Pleasant Valley HS
18:48 6:16	



SANDBURG CROSS COUNTRY

NEWS AND NOTES

RUNNERS OF THE WEEK: Zach Butera, Alex Kordas, Aaron Graves

Andrew/Loyola/Peoria Inv

Thurs. Sept 30, Sat. Oct 2

Mid 50's rainy, windy

COACH'S COMMENTS: The Andrew meet is one of the highlights of the year for me. This year was no different. It is so much fun watching the future of the team run, and while I watch them I think about the possibilities of the future. Meanwhile, the juniors and seniors are realizing those goals and dreams that we set two years earlier. We managed to bring home the Grand Champion trophy for the sixth year running. I hope the sophomores continue their winning ways and I hope the freshmen see the possibilities of the future if they work hard. **Adam Gleisner** had a spectacular race in the freshman race at Andrew. He was aggressive and maintained his focus throughout the race. It is clear that he is making his way to becoming a great runner. **Nathan Bailey** led our next group of Eagles with a solid race to get us a third place finish. **Justin Adams** has battled back from injuries and has always maintained a positive attitude. He had a great race on Thursday and Saturday with so much training lost earlier on. He has only seen the beginnings of what he is capable of. The sophomore group then turned around and demolished the field. **Aaron Graves** had one of the most exciting races I've seen in quite some time. He kept at it the whole race to give himself a shot at the end before unleashing a deadly kick. Our horsemen followed in behind with **Chris Hogan** having two really solid races in three days.

At Peoria we had a mixed result. It became clear to me as we left that all we need to do is get everyone to show up on the same day and we'll be doing pretty well. Question is, is everyone willing to show up? **Doc McMahon** had a spectacular race, joining the sub 15:30 club with a 15:22. He dropped :14 in just two week, which is impressive at that level. We need to continue grinding away and chopping away at that PR. **Mitch Rees** and company did a much better job with the aggressive start. **Alex Kordas** has been as consistent as they come and managed to chop :11 seconds off of his Notre Dame time. We are looking for another :15 second in the next month and we will be sitting pretty. **Jimmy Panozzo** really ran well to get his career PR on Saturday as well. The guys took a 2nd place finish without having everyone on their A game.

When I got the results from Loyola, I was thrilled to hear that we had some tough racers out there. I know the conditions were incredibly difficult, but I love that we maintained our competitiveness. **Zach Butera** had the race of the day with a victory in the open race. He has really come a long way. I am really excited to see what he does at Conference. **Matt O'Neill** also had a great day, finishing as our third open runner. The F/S group managed to come back in two days and race really well with a 2nd place finish. I love their toughness.

"If I had eight hours to chop down a tree, I'd spend six hours sharpening my axe." This mentality is one in which we know what we are doing, believe in what we are doing, and when others are running around trying to accomplish big things, we are preparing the right way. And when the time comes, we'll be ready to run people down. This is what we are all about. This is who we are. It's not about where we are at the beginning, because so many of you had humble beginnings. It's not about where we are in the middle, because so many of you have so many goals to realize. It's about how we finish. How we finish races. How we finish as seniors. How we finish after we leave Sandburg. It's about our ability to Finish Strong.

As we continue with our training and begin to hit some serious training weeks, you will need to keep a positive frame of mind. The biggest trouble runners run into in the final weeks of training is that they start to overanalyze how they are feeling. It almost as if they need to prove to themselves on a daily basis that they are as good as they hope they are. Here is what you need to do: keep confident. We are going to be ready at Conference, Sectionals, and State. Those days you will be ready. When it's time to dance, we'll be ready.

While we were all over the place this week, separating on more than one occasion, we are all doing it for each other. We find strength in each other's support and competitiveness. As we approach conference, we will come together to bring the title home to Sandburg.

TIDBITS: >>Warm clothes required for practice >>Wash your hands, get enough sleep. >>We will be deciding a limited post season roster and will invite people to continue running by the end of the day at conference.

WHAT'S NEXT: A good week of training and the Chicago Marathon Race on Sunday. Long runs in the final few weeks will be completed on Sunday.

Loyola Lakefront Invitational

Sophomores:

1. New Trier 28 2. Sandburg—80 3. Lyons—102 4. Glenbard West—127 5. Loyola—141

1. Brandon Bonifer (Glenbard West)—16:16

6. Graves—17:18

14. Hogan—17:38

15. Stefik—17:43

18. Letz—17:46

27. Siezckowski—17:59

29. Dee—17:59

35. N Prajka—18:05

41. Ma Sawyers—18:14

69. Gleisner—18:48

86. Bailey—19:09

96. Struzik—19:23

123. Lim—19:56

Varsity:

1. New Trier—59 2. Lyons—116 3. Loyola—127 17. Sandburg—474

1. Telfer (Lyons)—15:43

67. Von Borstel—17:21

87. Fornaris—17:34

102. Osci—17:39

117. Piper—17:45

119. Duffy—17:46

127. Lifonti—17:52

192. Altman—18:43

Open:

1. Minooka—39 2. Lyons—57 3. Lindbergh—72 4. Sandburg-III

1. Butera—17:45

22. Flaherty—18:21

23. O'Neill—18:22

25. Smith—18:27

45. Slattery—18:59

53. DeWolf—19:07

62. T Prajka—19:12

72. Bulhuis—19:35

74. Sneideritis—19:36

77. Guzinski—19:41

85. Marks—19:52

102. Poe—20:15

105. Becker—20:25

108. Gardner—20:29

III. Krause—20:32

124. Kenes—21:10

130. Vanderkrabben—21:24

132. Walls—21:29

133. Adams—21:30

150. Walsh—21:58

156. Depesa—22:12

157. Faro—22:14

197. Mangold—23:47

240. Calderon—27:53

248. Koch—31:59

Peoria Invitational:

1. Prospect—109 2. SANDBURG—207 3. Springfield—213 4. Normal West—251

22. McMahon 2:23-2:36/4:59-2:33/7:32-2:39/5:12/10:11-2:37/12:48-2:34/5:11 15:22

28. Rees 2:23-2:35/4:58-2:39/7:37-2:43/5:23/10:21-2:38/12:59-2:30/5:08 15:29

48. Kordas 2:26-2:39/5:05-2:38/7:43-2:43/5:21/10:26-2:41/13:07-2:34/5:15 15:41

54. Hevel 2:23-2:33/4:56-2:38/7:34-2:47/5:25/10:21-2:42/13:03-2:46/5:25 15:46

55. Panozzo 2:27-2:38/5:05-2:40/7:45-2:45/5:25/10:30-2:44/13:14-2:32/5:16 15:46

79. Tortorelli 2:27-2:37/5:04-2:43/7:47-2:48/5:31/10:35-2:46/13:21-2:41/5:27 16:02

98. Mi Sawyers 2:28-2:38/5:06-2:46/7:52-2:54/5:40/10:46-2:50/13:36-2:39/5:29 16:15

ANDREW THUNDERBOLTS

Joe Mortimer Invite
Combined Results

September 30, 2010

Place	School	Freshmen	Sophomore	Total
1	Sandburg	178	49	227
2	Lockport	145	231	376
3	Lincoln-Way Central	45	371	416
4	Lincoln-Way East	233	242	475
5	Andrew	179	351	530
6	Downers Grove South	367	212	579
7	Shepard	264	321	585
8	Joliet Central	327	292	619
9	Riverside Brookfield	324	482	806
10	Lincoln-Way North	178	664	842
11	Bolingbrook	230	620	850
12	St. Rita	317	558	875
13	Eisenhower	697	212	909
14	Lincoln-Way West	632	282	914
15	Brother Rice	673	350	1023
16	Providence Catholic	306	829	1135
17	Illiana Christian	970	173	1143
18	Homewood-Flossmoor	432	786	1218
19	Bremen	358	867	1225
20	Stagg	456	772	1228
21	Oak Forest	550	746	1296
22	Joliet West	719	640	1359
23	Tinley Park	1047	353	1400
24	Richards	465	947	1412
25	Hillcrest	721	705	1426
26	Plainfield Central	585	852	1437
27	Evergreen Park	1001	469	1470
28	Thornwood	800	760	1560
29	T.F. South	664	989	1653
30	Bloom Township	768	923	1691
31	Rich Central	973	840	1813
32	Thornton	1037	941	1978
33	Cary-Grove	DNR	234	No Score
34	Lemont	DNR	398	No Score
35	St. Laurence	557	DNR	No Score
36	Bradley	DNR	691	No Score
37	Rich South	DNR	907	No Score

Andrew Thunderbolts

Joe Mortimer Invite (Soph)
3.0 Miles

September 30, 2010

Place	School	Top Five Places					Points
		1	8	9	14	17	
1	Sandburg	1	8	9	14	17	49
2	Illiana Christian	11	12	43	44	63	173
3	Eisenhower	6	40	46	58	62	212
4	Downers Grove South	22	23	35	38	94	212
5	Lockport	24	25	26	77	79	231
6	Cary-Grove	36	37	47	48	66	234
7	Lincoln-Way East	10	33	50	59	90	242
8	Lincoln-Way West	21	30	42	57	132	282
9	Joliet Central	32	45	65	67	83	292
10	Shepard	13	27	70	95	116	321
11	Brother Rice	2	56	76	89	127	350
12	Andrew	4	20	93	103	131	351
13	Tinley Park	5	34	87	108	119	353
14	Lincoln-Way Central	3	53	98	107	110	371
15	Lemont	7	69	99	109	114	398
16	Evergreen Park	52	64	86	111	156	469
17	Riverside Brookfield	16	41	133	144	148	482
18	St. Rita	39	117	118	130	154	558
19	Bolingbrook	18	68	137	198	199	620
20	Joliet West	15	113	138	176	198	640
21	Lincoln-Way North	85	97	123	161	198	664
22	Bradley	51	54	189	198	199	691
23	Hillcrest	49	105	180	183	188	705
24	Oak Forest	72	140	172	175	187	746
25	Thornwood	60	121	182	198	199	760
26	Stagg	74	120	181	198	199	772
27	Homewood-Flossmoor	61	150	178	198	199	786
28	Providence Catholic	31	198	199	200	201	829
29	Rich Central	104	139	198	199	200	840
30	Plainfield Central	82	173	198	199	200	852
31	Bremen	80	190	198	199	200	867
32	Rich South	160	164	186	198	199	907
33	Bloom Township	125	198	199	200	201	923
34	Thornton	143	198	199	200	201	941
35	Richards	149	198	199	200	201	947
36	T.F. South	191	198	199	200	201	989
37	St. Laurence						DNR

JOE MORTIMER INVITATIONAL RESULTS**9/30/10
SOPH****3.0 MILES
@ TURTLEHEAD LAKE**

	<u>NAME</u>	<u>TEAM</u>	<u>TIME</u>
1	Aaron Graves	Sandburg	16:29
2	Pat Maguire	Brother Rice	16:30
3	Dru Rozewicki	Lincoln-Way Central	16:34
4	Mike Zwartz	Andrew	16:41
5	Mitch Wood	Tinley Park	16:45
6	Richie Wilson	Eisenhower	16:45
7	Aaron Oldanie	Lemont	16:46
8	Matt Sawyers	Sandburg	16:48
9	Ethan Dee	Sandburg	16:49
10	Eamonn Hughes	Lincoln-Way East	16:50
11	Jordan Dekker	Illiana Christian	16:51
12	Anthony Wondall	Illiana Christian	16:51
13	Abel Hernandez	Shepard	16:52
14	Mike Stefik	Sandburg	16:53
15	Hugo Hernandez	Joliet West	16:58
16	John Keen	Riverside Brookfield	17:02
17	Chris Hogan	Sandburg	17:03
18	Joey Sandoval	Bolingbrook	17:04
19	Pat Letz	Sandburg	17:08
20	Adam Vranicar	Andrew	17:10
21	Adam Fabian	Lincoln-Way West	17:17
22	Brian Rostunno	Downers Grove South	17:20
23	Joe Kasper	Downers Grove South	17:26
24	Davalos	Lockport	17:26
25	Zapalatosch	Lockport	17:27
26	Orban	Lockport	17:28
27	Matt Cabel	Shepard	17:29
28	Nicholas Prajka	Sandburg	17:34
29	Bill Szieczkowski	Sandburg	17:35
30	Ryan Kennedy	Lincoln-Way West	17:44
31	Christian Pantoja	Providence Catholic	17:46
32	Travon Zabala	Joliet Central	17:50
33	Luke Johnston	Lincoln-Way East	17:51
34	Alex Castro	Tinley Park	17:53
35	Sam Ciucci	Downers Grove South	17:58
36	Ryan Adams	Cary-Grove	18:00
37	John Gibbons	Cary-Grove	18:01
38	P.J. White	Downers Grove South	18:09
39	Brendan Rafferty	St. Rita	18:10
40	Edgar Gonzalez	Eisenhower	18:11
41	Ken Sprague	Riverside Brookfield	18:12
42	Wade Pawlisz	Lincoln-Way West	18:13
43	CJ Beezhold	Illiana Christian	18:13
44	Marcus Ottenhoff	Illiana Christian	18:14
45	Rodrigo Martinez	Joliet Central	18:14
46	Alejandro Montes	Eisenhower	18:15
47	Declan Sklena	Cary-Grove	18:17
48	Jared Fullerton	Cary-Grove	18:19
49	Darien Alsup	Hillcrest	18:20
50	Konrad Goc	Lincoln-Way East	18:21

9/30/10
SOPH

JOE MORTIMER INVITATIONAL RESULTS

3.0 MILES
@ TURTLEHEAD LAKE

	<u>NAME</u>	<u>TEAM</u>	<u>TIME</u>
51	Mitch Kahl	Bradley	18:21
52	A Brante	Evergreen Park	18:21
53	Tyler Matulis	Lincoln-Way Central	18:22
54	Collin Hanson	Bradley	18:23
55	Zach Struzik	Sandburg	18:28
56	Anthony Maciag	Brother Rice	18:30
57	Trevor Jablonski	Lincoln-Way West	18:31
58	Luis Avalos	Eisenhower	18:33
59	Tyler McGuire	Lincoln-Way East	18:33
60	Wale Daramola	Thornwood	18:34
61	Princewil Ibe	Homewood-Flossmoor	18:34
62	Steven Esparza	Eisenhower	18:35
63	David Browning	Illiana Christian	18:36
64	A Bets	Evergreen Park	18:37
65	Diego Anguiano	Joliet Central	18:40
66	Manny Franco	Cary-Grove	18:40
67	Alberto Rojas	Joliet Central	18:41
68	James Doering	Bolingbrook	18:42
69	Scott Matulik	Lemont	18:42
70	Raul Nevarez	Shepard	18:42
71	Dustin Pluhard	Illiana Christian	18:43
72	Cody Stuart	Oak Forest	18:45
73	Mahonri Saldana	Eisenhower	18:47
74	Jeff Shelstrom	Stagg	18:48
75	Pat Lim	Sandburg	18:48
76	Brendan Baker	Brother Rice	18:49
77	Volteral	Lockport	18:50
78	Griffin Dempsey	Cary-Grove	18:50
79	Anderson	Lockport	18:52
80	Alex Knaack	Bremen	18:53
81	Lesniak	Lockport	18:56
82	Zach Schmidt	Plainfield Central	18:56
83	Drake DeBenedetti	Joliet Central	18:57
84	Stanley	Lockport	18:59
85	Marquis Robertson	Lincoln-Way North	18:59
86	B Langavin	Evergreen Park	19:00
87	Pat Brueggemann	Tinley Park	19:01
88	Preston Fox	Cary-Grove	19:03
89	Sean Waters	Brother Rice	19:05
90	Alex Karl	Lincoln-Way East	19:05
91	Andrew Zaruba	Cary-Grove	19:06
92	Nate Ortega	Joliet Central	19:06
93	Ryan Dovgin	Andrew	19:06
94	Liam Heneghan	Downers Grove South	19:07
95	Tyler Strejc	Shepard	19:07
96	D.J. Sobczak	Lincoln-Way East	19:07
97	Tom Misiaszek	Lincoln-Way North	19:08
98	Bryan Cherry	Lincoln-Way Central	19:10
99	Matt Hackiewicz	Lemont	19:11
100	Mike Katerinis	Downers Grove South	19:13

9/30/10
SOPH

JOE MORTIMER INVITATIONAL RESULTS

3.0 MILES
@ TURTLEHEAD LAKE

	<u>NAME</u>	<u>TEAM</u>	<u>TIME</u>
101	Kishore Palla	Downers Grove South	19:18
102	Ian May	Cary-Grove	19:19
103	Mike McGrath	Andrew	19:19
104	Vontrell Bailey	Rich Central	19:20
105	Handsome Andrews	Hillcrest	19:21
106	Caine Cimino	Joliet Central	19:25
107	Mike Patrick	Lincoln-Way Central	19:27
108	Rob Nelson	Tinley Park	19:29
109	John Dillenburg	Lemont	19:30
110	Joe Carroll	Lincoln-Way Central	19:31
111	C Murray	Evergreen Park	19:33
112	Luke Vanderkrabben	Sandburg	19:33
113	Jake Godlewski	Joliet West	19:36
114	Luke Heatherington	Lemont	19:40
115	Aaron Stockton	Eisenhower	19:43
116	Rick Braasch	Shepard	19:46
117	Dan Dwyer	St. Rita	19:52
118	Austin Kingsley	St. Rita	19:52
119	Bill Anetsberger	Tinley Park	19:57
120	Jacob Damph	Stagg	19:57
121	Kenneth Allen	Thornwood	19:59
122	Apolonio Garcia	Joliet Central	20:00
123	Ben Bertolami	Lincoln-Way North	20:00
124	Brandon McCumber	Cary-Grove	20:02
125	Jose Alfaro	Bloom Township	20:05
126	Caleb Hasselbring	Joliet Central	20:06
127	Jack O'Shea	Brother Rice	20:07
128	Amal Ghosh	Downers Grove South	20:09
129	Davis	Lockport	20:10
130	Anton Thauer	St. Rita	20:12
131	Jake Markus	Andrew	20:13
132	Kevin Vastlik	Lincoln-Way West	20:15
133	Sergio Arguetta	Riverside Brookfield	20:19
134	Matt Kacor	Lincoln-Way Central	20:19
135	Jared Haan	Illiana Christian	20:21
136	Peter DeBiase	Lemont	20:23
137	Enrique Villalun	Bolingbrook	20:25
138	Matt Dillon	Joliet West	20:26
139	Stephan Johnson	Rich Central	20:28
140	Brad Smith	Oak Forest	20:28
141	Bryan Anderson	Andrew	20:29
142	Josh Gonzalez	Shepard	20:30
143	Jontrel Smith	Thornton	20:34
144	Jeremy Vazquez	Riverside Brookfield	20:35
145	Kyle Main	Lemont	20:36
146	Ryan Walsh	Sandburg	20:38
147	Tom Gilman	Lincoln-Way East	20:42
148	Nick Nikolov	Riverside Brookfield	20:44
149	Mike Dewar	Richards	20:51
150	Kris Coleman	Homewood-Flossmoor	20:55

JOE MORTIMER INVITATIONAL RESULTS**9/30/10
SOPH****3.0 MILES
@ TURTLEHEAD LAKE**

	<u>NAME</u>	<u>TEAM</u>	<u>TIME</u>
151	Max Gawenda	Joliet Central	20:56
152	Jake Sanders	Cary-Grove	20:57
153	Rafael Venegas	Joliet Central	20:57
154	Kevin Goosherst	St. Rita	20:58
155	Peter Burke	Andrew	21:07
156	C Rizzo	Evergreen Park	21:13
157	Austin Norris	Brother Rice	21:14
158	J Kelenes	Evergreen Park	21:19
159	Dan Loris	Lemont	21:26
160	Wallace Muhammad	Rich South	21:27
161	Matt Kuchta	Lincoln-Way North	21:32
162	Abishek Sharma	Andrew	21:33
163	Zac Mazur	Andrew	21:35
164	Malik Bouie	Rich South	21:35
165	Mihir Chavda	Andrew	21:41
166	Will Smith	Cary-Grove	21:46
167	Kyle Radosevich	Cary-Grove	21:59
168	Aaron Blackmon	Joliet Central	22:02
169	Andrew Boss	Illiana Christian	22:07
170	Chance Paluga	Joliet Central	22:16
171	Ian Watt	Illiana Christian	22:21
172	Jim Negrete	Oak Forest	22:28
173	Michael Newtoff	Plainfield Central	22:32
174	Devin Harris	Lincoln-Way Central	22:37
175	Leandro Bernabe	Oak Forest	22:42
176	Sergio Cuevas	Joliet West	22:44
177	Julian Busco	Downers Grove South	22:51
178	Alan Robertson	Homewood-Flossmoor	22:57
179	Rich Lombardi	Joliet Central	22:58
180	Lance O'Neal	Hillcrest	23:02
181	Paddy Harty	Stagg	23:11
182	Jayson Jahnke	Thornwood	23:12
183	Joseh Haymer	Hillcrest	23:16
184	Patrick Dirks	Lincoln-Way East	23:18
185	David Martinez	St. Rita	23:29
186	Edward Williams	Rich South	23:37
187	Connor Savant	Oak Forest	23:47
188	Jonathan Key	Hillcrest	23:52
189	Corey Campbell	Bradley	24:14
190	Nick Master	Bremen	24:18
191	Matt Boatcher	T.F. South	24:19
192	Ben Crofoot	Lincoln-Way Central	24:20
193	Jeffrey Hefter	Shepard	24:57
194	Calderone	Sandburg	25:10
195	Tom Cieslik	Sandburg	25:25
196	Mitchell Danley	Cary-Grove	25:48
197	Antonio Martinez	Joliet Central	26:53

Andrew Thunderbolts

Joe Mortimer Invite (Frosh)
2.20 Miles

September 30, 2010

Place	School	Top Five Places					Points
		1	2	5	15	22	
1	Lincoln-Way Central	1	2	5	15	22	45
2	Lockport	7	11	16	18	93	145
3	Sandburg	10	23	46	47	52	178
4	Lincoln-Way North	21	31	34	39	53	178
5	Andrew	8	28	42	44	57	179
6	Bolingbrook	12	14	24	59	121	230
7	Lincoln-Way East	9	17	38	41	128	233
8	Shepard	13	45	54	56	96	264
9	Providence Catholic	4	35	51	98	118	306
10	St. Rita	3	65	68	84	97	317
11	Riverside Brookfield	19	50	74	82	99	324
12	Joliet Central	49	64	70	71	73	327
13	Bremen	30	66	76	78	108	358
14	Downers Grove South	20	25	83	117	122	367
15	Homewood-Flossmoor	26	36	79	123	168	432
16	Stagg	48	77	86	88	157	456
17	Richards	33	58	62	148	164	465
18	Oak Forest	55	92	129	130	144	550
19	St. Laurence	27	107	126	137	160	557
20	Plainfield Central	43	104	105	152	181	585
21	Lincoln-Way West	72	89	115	147	209	632
22	T.F. South	61	80	135	191	197	664
23	Brother Rice	6	37	209	210	211	673
24	Eisenhower	75	139	154	162	167	697
25	Joliet West	29	60	209	210	211	719
26	Hillcrest	40	143	146	188	204	721
27	Bloom Township	110	119	120	209	210	768
28	Thornwood	94	113	190	194	209	800
29	Illiana Christian	158	182	209	210	211	970
30	Rich Central	131	209	210	211	212	973
31	Evergreen Park	159	209	210	211	212	1001
32	Thornton	195	209	210	211	212	1037
33	Tinley Park	205	209	210	211	212	1047
34	Bradley						DNR
35	Cary-Grove						DNR
36	Lemont						DNR
37	Rich South						DNR

JOE MORTIMER INVITATIONAL RESULTS**9/30/10
FROSH****2.2 MILES
@ TURTLEHEAD LAKE**

	<u>NAME</u>	<u>TEAM</u>	<u>TIME</u>
1	Joey Nelson	Lincoln-Way Central	11:59
2	Chris Kaminski	Lincoln-Way Central	12:05
3	Peter Schaible	St. Rita	12:16
4	Steve Sismelich	Providence Catholic	12:26
5	David Katula	Lincoln-Way Central	12:27
6	James Durkin	Brother Rice	12:28
7	Brian Rossi	Lockport	12:29
8	Leo Teneyuque	Andrew	12:36
9	Matt August	Lincoln-Way East	12:38
10	Adam Gleisner	Sandburg	12:39
11	Max Crewenka	Lockport	12:39
12	Jerome Davis	Bolingbrook	12:42
13	Mike Evancich	Shepard	12:44
14	Kokeith Perry	Bolingbrook	12:47
15	Ben Zibricky	Lincoln-Way Central	12:50
16	Chris Fojtik	Lockport	12:51
17	Austin Szubryt	Lincoln-Way East	12:51
18	Dan Radcliff	Lockport	12:52
19	Dan Curtin	Riverside Brookfield	12:53
20	David Fish	Downers Grove South	12:54
21	Nick Keene	Lincoln-Way North	12:54
22	Ryan Champlin	Lincoln-Way Central	12:56
23	Nathan Bailey	Sandburg	12:57
24	Tim Pape	Bolingbrook	12:58
25	Rob Perkins	Downers Grove South	12:59
26	Kevin Anderson	Homewood-Flossmoor	13:00
27	Anthony Barrios	St. Laurence	13:01
28	Dan Vallejo	Andrew	13:05
29	Sean Youell	Joliet West	13:08
30	Jacob Widstrom	Bremen	13:09
31	Arik Sorensen	Lincoln-Way North	13:09
32	Brian Wegner	Lincoln-Way Central	13:10
33	Griffin Forberg	Richards	13:11
34	Joe Hausner	Lincoln-Way North	13:14
35	Mike Monroe	Providence Catholic	13:17
36	Jameson Lamb	Homewood-Flossmoor	13:22
37	Tim O'Connor	Brother Rice	13:24
38	Chris Kowr	Lincoln-Way East	13:25
39	Vince LoCicero	Lincoln-Way North	13:26
40	Jeremiah Henderson	Hillcrest	13:27
41	Reed Templin	Lincoln-Way East	13:28
42	Zach Rentner	Andrew	13:28
43	Drew Gallagher	Plainfield Central	13:29
44	Eric Tamulonis	Andrew	13:30
45	Joey Walters	Shepard	13:31
46	Paul Gardner	Sandburg	13:32
47	Will Becker	Sandburg	13:36
48	Dave Piechalak	Stagg	13:37
49	Jeremy Kollross	Joliet Central	13:38
50	Kevin Faje	Riverside Brookfield	13:39

9/30/10
FROSH

JOE MORTIMER INVITATIONAL RESULTS

2.2 MILES
@ TURTLEHEAD LAKE

	<u>NAME</u>	<u>TEAM</u>	<u>TIME</u>
51	Jack Doyle	Providence Catholic	13:40
52	Ryan Poe	Sandburg	13:41
53	Ian Mayster	Lincoln-Way North	13:41
54	Josh Maier	Shepard	13:41
55	Terry Zalud	Oak Forest	13:43
56	Khahari Cook	Shepard	13:44
57	Kerry Nemece	Andrew	13:45
58	Eric Krasich	Richards	13:45
59	Drew Cate	Bolingbrook	13:45
60	Patrick O'Connell	Joliet West	13:51
61	Travis Middleton	T.F. South	13:53
62	Danny Krasich	Richards	13:53
63	John Walls	Sandburg	13:54
64	Kelly Porter	Joliet Central	13:54
65	Mark Radavic	St. Rita	13:55
66	Larry Stewart	Bremen	13:56
67	George Gustafson	Lincoln-Way Central	13:57
68	Brendan Schmit	St. Rita	13:57
69	Mike Molchin	Lincoln-Way Central	13:57
70	Raul Arias	Joliet Central	13:59
71	Jarvis Northington	Joliet Central	14:00
72	Michael Phillips	Lincoln-Way West	14:01
73	Chris Anderson	Joliet Central	14:04
74	Anthony Rangal	Riverside Brookfield	14:06
75	Josh Medel	Eisenhower	14:07
76	Zack Karczewski	Bremen	14:08
77	Terry Gruns	Stagg	14:08
78	Gavriel McClerklin	Bremen	14:10
79	Zach Smith	Homewood-Flossmoor	14:11
80	Anthony Kyte	T.F. South	14:11
81	Joe Clavio	Andrew	14:12
82	Christian Sampson	Riverside Brookfield	14:15
83	Kevin Stanuch	Downers Grove South	14:16
84	Jake Barcelona	St. Rita	14:16
85	Nick Depesa	Sandburg	14:17
86	Ryan Donnelly	Stagg	14:17
87	Javier Rojas	Joliet Central	14:18
88	Dan Jamrozik	Stagg	14:18
89	Shay Shwimmer	Lincoln-Way West	14:19
90	Hernan Martinez	Joliet Central	14:19
91	Ryan Wilder	Andrew	14:20
92	Tabin Vrba	Oak Forest	14:20
93	Joe Rodewan	Lockport	14:21
94	John Graham	Thornwood	14:24
95	Robert Dillon	Joliet Central	14:28
96	Nick Zuiker	Shepard	14:29
97	Justin Carrizales	St. Rita	14:29
98	Dan Vaughn	Providence Catholic	14:31
99	Ian Clarke	Riverside Brookfield	14:32
100	Connor Krause	Sandburg	14:32

JOE MORTIMER INVITATIONAL RESULTS**9/30/10
FROSH****2.2 MILES
@ TURTLEHEAD LAKE**

	NAME	TEAM	TIME
101	Brad Breiner	Andrew	14:33
102	Justin Adams	Sandburg	14:33
103	D'Vonta Jones	Joliet Central	14:41
104	Elias Guerra	Plainfield Central	14:44
105	Josh Lavigne	Plainfield Central	14:46
106	Ian Zalewski	Sandburg	14:47
107	Ed Smith	St. Laurence	14:48
108	Rico Thomas	Bremen	14:49
109	Stanton Zaczek	St. Rita	14:55
110	Denzel Smith	Bloom Township	14:59
111	Miguel Gonzalez	Riverside Brookfield	15:02
112	Isiah Senephimmachac	Joliet Central	15:03
113	Deonta Pittman	Thornwood	15:03
114	Brad Bulfin	Andrew	15:04
115	Nick Hinton	Lincoln-Way West	15:05
116	Stefan Creal	Joliet Central	15:09
117	Alex Hartig	Downers Grove South	15:10
118	Jake Sierzega	Providence Catholic	15:10
119	Timothy Pasco	Bloom Township	15:10
120	Manuel Lara	Bloom Township	15:14
121	Orlando Hidalgo	Bolingbrook	15:15
122	Luke Dorner	Downers Grove South	15:15
123	Josh Lewis	Homewood-Flossmoor	15:16
124	Justin Svihula	Bremen	15:18
125	Dominic Carabez	Riverside Brookfield	15:19
126	Anthony Fernandez	St. Laurence	15:20
127	Anthony Lispra	Riverside Brookfield	15:20
128	Joshua Clarke	Lincoln-Way East	15:21
129	Ian Armstrong	Oak Forest	15:21
130	Addison Johnson	Oak Forest	15:22
131	Demetri Skeen	Rich Central	15:23
132	Jamen Alvande	Joliet Central	15:24
133	Alex Grganto	Downers Grove South	15:26
134	Ramon Mosqueda	Bremen	15:27
135	DJ Jackson	T.F. South	15:29
136	Ronaldo Rodriguez	Joliet Central	15:29
137	Matt Wilczek	St. Laurence	15:30
138	Nestor Garcia	Bremen	15:34
139	Rudy Salazar	Eisenhower	15:37
140	Jeravon Cotton	Bremen	15:42
141	Michael Meade	Riverside Brookfield	15:43
142	Dan Vanderpool	Lincoln-Way East	15:44
143	Jesiah Allen	Hillcrest	15:46
144	Chris Sikokis	Oak Forest	15:46
145	Jeff Matejovsky	Lincoln-Way East	15:47
146	Taijuan Adib	Hillcrest	15:50
147	Ian Mashek	Lincoln-Way West	15:52
148	Jarrett Hogan	Richards	15:54
149	Tyler Regan	Lincoln-Way East	15:55
150	Chris Marvin	Downers Grove South	15:56

9/30/10
FROSH

JOE MORTIMER INVITATIONAL RESULTS

2.2 MILES
@ TURTLEHEAD LAKE

	<u>NAME</u>	<u>TEAM</u>	<u>TIME</u>
151	Jacob Kronemann	Bolingbrook	15:58
152	Michael Fischer	Plainfield Central	16:02
153	Adrian Macias	Bremen	16:04
154	Eduardo Martinez	Eisenhower	16:05
155	Emmanuel Flores	Bremen	16:07
156	Joe Llereza	Sandburg	16:09
157	Mike Sanchez	Stagg	16:11
158	Jordan Cottrell	Illiana Christian	16:12
159	Treshawn Burks	Evergreen Park	16:13
160	Juan Marquez	St. Laurence	16:14
161	Mark Haynie	Andrew	16:15
162	Jose Olvera	Eisenhower	16:16
163	Chris Mangold	Sandburg	16:18
164	Michael Michel	Richards	16:19
165	Chris Sneddon	Shepard	16:20
166	Jason McNear	Joliet Central	16:23
167	Lucas Souza	Eisenhower	16:25
168	John Beverly	Homewood-Flossmoor	16:31
169	Kasper Borys	Lincoln-Way East	16:32
170	Manny Esparza	Oak Forest	16:33
171	Matt Dix	Richards	16:35
172	Joe Schaefer	Providence Catholic	16:37
173	Eric Kirchoff	Stagg	16:38
174	Tremaine Lang	Shepard	16:44
175	Kenny Schultz	Lincoln-Way East	16:44
176	Ray Foster	St. Rita	16:45
177	Peter Herrera	Bremen	16:47
178	Jaime Calderon	Joliet Central	16:52
179	Demarcus Williamson	Joliet Central	16:54
180	Christian Stewack	Joliet Central	16:59
181	Eric Bjurstrom	Plainfield Central	17:12
182	Dion Tyler	Illiana Christian	17:18
183	Patrick Resh	Downers Grove South	17:19
184	Alex Savala	Bremen	17:19
185	Aaron Johnson	Joliet Central	17:21
186	Jake Black	Providence Catholic	17:27
187	Mike Kruczek	Shepard	17:33
188	Sylvanus Gettis	Hillcrest	17:37
189	Juan Peralta	Plainfield Central	17:46
190	Elijah Louissaint	Thornwood	17:49
191	Juan Zambrano	T.F. South	17:49
192	Anthony Glavin	Joliet Central	17:53
193	Jon Worlton	Bolingbrook	18:00
194	Vincent Drakes	Thornwood	18:02
195	Thomas Dickerson	Thornton	18:14
196	Malcolm Neal	Bremen	18:20
197	Will Farlow	T.F. South	18:40
198	Chris Bell	Plainfield Central	19:00
199	Brian Bandurski	Lincoln-Way East	19:08
200	Jacob Mathauser	Oak Forest	19:25

[Write a review.](#)[Email a Friend](#)[Print](#)**Loyola Lakefront Invitational, Presented by Bank of America - JV Boys Overall Results****October 2, 2010**

Last updated on October 2, 2010

powered by
active.com38th Annual Sean Earl Loyola Lakefront Invitational
Chicago, IL
October 2, 2010

JV BOYS OVERALL RESULTS

Place No.	First	Name	S Time	School
1	3731	ZACH BUTERA	M 17:45	SANDBURG
2	3285	EVAN SLABAUGH	M 17:48	MINOOKA
3	2951	BILL IVERSON	M 17:49	LINDBERGH
4	3129	LUKE GOYER	M 17:53	LYONS
5	2956	JACOB LUCIANI	M 17:55	LINDBERGH
6	3065	KEVIN DONOHUE	M 17:56	LOYOLA ACADEMY
7	3246	ALEX HARDENBROOK	M 17:56	MINOOKA
8	3269	COLIN NIELSEN	M 17:57	MINOOKA
9	3128	STEVEN GILBERT	M 17:58	LYONS
10	3277	CHRIS RENCH	M 18:07	MINOOKA
11	2794	MARVIN HERNANDEZ	M 18:08	LANE TECH
12	3255	ERIC KARWAT	M 18:09	MINOOKA
13	3162	JOHN STEWART	M 18:12	LYONS
14	3165	GABRIEL VALDES	M 18:12	LYONS
15	2950	TYLER GLOSS	M 18:12	LINDBERGH
16	2219	RYAN BRUSHABER	M 18:13	CONANT
17	3144	CONNOR MCCORMACK	M 18:14	LYONS
18	3134	ANDREW KARAS	M 18:15	LYONS
19	3114	JEFF TORAASON	M 18:18	LOYOLA ACADEMY
20	2941	SPENCER BANKHEAD	M 18:19	LINDBERGH
21	3264	CODY MART	M 18:20	MINOOKA
22	3739	JACK FLAHERTY	M 18:21	SANDBURG
23	3758	MATT O'NEAL	M 18:22	SANDBURG
24	2097	JIM HALLBERG	M 18:22	BROTHER RICE
25	3769	BRIAN SMITH	M 18:27	SANDBURG
26	3088	SEAN LAMBLE	M 18:30	LOYOLA ACADEMY
27	3279	JAYME ROBERTS	M 18:30	MINOOKA
28	2090	TOM CLISHAM	M 18:31	BROTHER RICE
29	2965	JORDAN WATT	M 18:31	LINDBERGH
30	3968	BRANDON RADFORD	M 18:31	YOUNG
31	2800	BART MAZUR	M 18:35	LANE TECH
32	3100	LOGAN PODBIELSKI	M 18:36	LOYOLA ACADEMY
33	3135	JOEY KEELER	M 18:37	LYONS
34	3120	CHRIS ACKER	M 18:38	LYONS
35	3276	CORY RAYNOR	M 18:42	MINOOKA
36	2099	AARON LARSON	M 18:47	BROTHER RICE
37	3140	GRANT LUNDAHL	M 18:52	LYONS
38	2802	MARIO MEDINA	M 18:53	LANE TECH
39	3089	KEVIN LE	M 18:54	LOYOLA ACADEMY
40	2229	KEVIN HARTSFELD	M 18:55	CONANT
41	3121	TYLER ALLEN	M 18:57	LYONS
42	3133	NICK JANICKI	M 18:58	LYONS
43	2239	RAVI PATEL	M 18:58	CONANT
44	2808	SEAN MYTHEN	M 18:59	LANE TECH
45	3768	RYAN SLATTERY	M 18:59	SANDBURG
46	3122	LIAM CALLAHAN	M 19:02	LYONS
47	3126	SCOTT DOTEN	M 19:02	LYONS
48	2963	ALEX SIMPHER	M 19:03	LINDBERGH
49	3164	JACK TIMYAN	M 19:03	LYONS
50	2804	GABRIEL MENDOZA	M 19:04	LANE TECH
51	430	HANS FRENZEL	M 19:05	GLENBARD WEST
52	3153	SAM PRENTICE	M 19:07	LYONS
53	3736	DANNY DEWOLF	M 19:07	SANDBURG
54	3972	AARON ROUSER	M 19:08	YOUNG
55	2797	MATT KOSCIUK	M 19:08	LANE TECH
56	2773	SALVATORE BARRIOS	M 19:09	LANE TECH
57	3145	BRIAN MCDONOUGH	M 19:09	LYONS
58	2087	MIKE BERGER	M 19:09	BROTHER RICE
59	2095	MIKE GIRZADAS	M 19:10	BROTHER RICE
60	2957	MARIANO MARIN	M 19:10	LINDBERGH

38th Annual Sean Earl Loyola Lakefront Invitational
Chicago, IL
October 2, 2010

JV BOYS OVERALL RESULTS

Place No.	First	Name	S Time	School
61	428	LIAM MCGEE	M 19:10	GLENBARD WEST
62	3763	TIM PRAJKA	M 19:12	SANDBURG
63	3062	JOE COURI	M 19:17	LOYOLA ACADEMY
64	3101	JACKSON POWERS	M 19:17	LOYOLA ACADEMY
65	3243	ALEX FORGUE	M 19:18	MINOOKA
66	3131	GRAHAM HARTOONIAN	M 19:22	LYONS
67	2791	MATHEW GRYGGO	M 19:24	LANE TECH
68	2242	MATTHEW RAJEWSKI	M 19:30	CONANT
69	2803	ALEC MELHUSE	M 19:31	LANE TECH

70	3161	RYAN	SPEIR	M 19:32	LYONS
71	2962	MICHAEL	RICH	M 19:35	LINDBERGH
72	3730	RYAN	BULTHUIS	M 19:35	SANDBURG
73	2102	PAT	MAHONEY	M 19:36	BROTHER RICE
74	3770	MICHAEL	SNEIDERITIS	M 19:36	SANDBURG
75	3229	COLIN	ARMSTRONG	M 19:36	MINOOKA
76	3137	CONNOR	KRIHA	M 19:40	LYONS
77	3744	TYLER	GUZINSKI	M 19:41	SANDBURG
78	3273	MIKE	PAZELY	M 19:44	MINOOKA
79	431	PHIL	WOODS	M 19:44	GLENBARD WEST
80	2021	LEO	CABRERA	M 19:45	AURORA EAST
81	2253	ALEC	SNAER	M 19:46	CONANT
82	3286	ROBERT	STASZEL	M 19:49	MINOOKA
83	2322	KEVIN	HANES GONZALES	M 19:51	DEERFIELD
84	3259	CHASE	KOHLMEYER	M 19:51	MINOOKA
85	3756	CODY	MARKS	M 19:52	SANDBURG
86	3239	BRYAN	DORENKAMPER	M 19:58	MINOOKA
87	3292	CESAR	VILLALOBOS	M 19:59	MINOOKA
88	3083	ABEL	KETEMA	M 19:59	LOYOLA ACADEMY
89	2343	KENNY	THOMPSON	M 20:02	DEERFIELD
90	3154	JOSEPH	PUDLO	M 20:02	LYONS
91	3256	RYAN	KELLY	M 20:03	MINOOKA
92	3235	CLAY	CHARLAND	M 20:04	MINOOKA
93	2223	NANDISH	DESAI	M 20:04	CONANT
94	3294	ADAM	WALKER	M 20:06	MINOOKA
95	3252	JAKE	HOFER	M 20:07	MINOOKA
96	2312	DAVID	FINE	M 20:07	DEERFIELD
97	3061	MATT	CORMIER	M 20:09	LOYOLA ACADEMY
98	2320	GEOFF	HACKETT	M 20:13	DEERFIELD
99	427	SAM	NEVINS	M 20:14	GLENBARD WEST
100	3087	JAMES	LAKOWSKI	M 20:14	LOYOLA ACADEMY
101	2319	ETHAN	GUTSTEIN	M 20:14	DEERFIELD
102	3761	RYAN	POE	M 20:15	SANDBURG
103	3105	MATT	SCHERER	M 20:16	LOYOLA ACADEMY
104	2308	JUSTIN	COHAN	M 20:17	DEERFIELD
105	3728	WILL	BECKER	M 20:25	SANDBURG
106	3240	KEVIN	DORENKAMPER	M 20:25	MINOOKA
107	2949	ROBERT	EICH	M 20:26	LINDBERGH
108	3741	PAUL	GARDNER	M 20:29	SANDBURG
109	3232	KYLE	BAILEY	M 20:30	MINOOKA
110	2332	TJ	MIDDLEBROOK	M 20:30	DEERFIELD
111	3749	CONNOR	KRAUSE	M 20:32	SANDBURG
112	2823	CARLOS	ZAMORA	M 20:34	LANE TECH
113	2224	JEREMY	DETZNER	M 20:34	CONANT
114	3961	MAX	NEWBERGER	M 20:50	YOUNG
115	434	KEITH	SULLIVAN	M 20:51	GLENBARD WEST
116	2331	EVAN	LINTON	M 20:53	DEERFIELD
117	3085	GAVIN	KRUEGER	M 20:56	LOYOLA ACADEMY
118	3268	CAM	NEWBERRY	M 20:57	MINOOKA
119	2098	MATT	HEAVEY	M 20:59	BROTHER RICE
120	2340	KEVIN	SCHLAX	M 21:05	DEERFIELD

38th Annual Sean Earl Loyola Lakefront Invitational
Chicago, IL
October 2, 2010

JV BOYS OVERALL RESULTS

Place No.	First	Name	S Time	School
121	3238	AUGUSTIN DIAZ (JR)	M 21:07	MINOOKA
122	3078	TOM HARRINGTON	M 21:09	LOYOLA ACADEMY
123	3267	MARK MULLANE	M 21:09	MINOOKA
124	3748	KEVIN KENES	M 21:10	SANDBURG
125	3265	SHANE MART	M 21:10	MINOOKA
126	435	MATT SWENEY	M 21:15	GLENBARD WEST
127	2558	HECTOR ROMERO	M 21:22	GOLDER COLLEGE PREP
128	3284	JACOB SIPLA	M 21:23	MINOOKA
129	1341	JAMES CARUSO	M 21:23	MOUNT CARMEL HS
130	3774	LUKE VANDERKRABEN	M 21:24	SANDBURG
131	429	PATRICK KELLY	M 21:28	GLENBARD WEST
132	3776	JOHN WALLS	M 21:29	SANDBURG
133	3747	ADAMS JUSTIN	M 21:30	SANDBURG
134	2317	ANDREW GORDON	M 21:31	DEERFIELD
135	2560	HAMILTON SOTO	M 21:36	GOLDER COLLEGE PREP
136	438	NEEL PATEL	M 21:38	GLENBARD WEST
137	2329	JORDAN KOLPAS	M 21:39	DEERFIELD
138	2173	CHARLES KAHARIE	M 21:40	CHICAGO HOPE ACADEMY
139	2821	RUDY VARGAS	M 21:40	LANE TECH
140	3959	ANIL METAIPARA	M 21:44	YOUNG
141	2228	ROBERT HARMON	M 21:44	CONANT
142	3098	RYAN ORLOSKI	M 21:47	LOYOLA ACADEMY
143	3058	EMILIO CABRERA	M 21:48	LOYOLA ACADEMY
144	2235	NICK MCCARTY	M 21:50	CONANT
145	3290	CHARLES TIERNEY	M 21:51	MINOOKA
146	2961	MATT RATTERREE	M 21:53	LINDBERGH
147	3848	BEN BUCHHEIM-JURISS	M 21:54	UNIVERSITY (CHICAGO)
148	3280	LUCAS ROBERTS	M 21:55	MINOOKA
149	2786	REID CLEVELAND	M 21:57	LANE TECH
150	3777	RYAN WALSH	M 21:58	SANDBURG
151	3091	TOM LEINENWEBER	M 21:59	LOYOLA ACADEMY
152	3915	DANIEL YU	M 22:05	WAUKEGAN
153	3260	CHRIS LARA	M 22:06	MINOOKA
154	440	NICK COLE	M 22:08	GLENBARD WEST
155	3060	PETER COLOSIMO	M 22:10	LOYOLA ACADEMY
156	3735	NICK DEPESA	M 22:12	SANDBURG
157	3738	JOE FARO	M 22:14	SANDBURG
158	3059	JOE CARINI	M 22:17	LOYOLA ACADEMY
159	3244	ERIC FORGUE	M 22:19	MINOOKA
160	3257	MALIK KNACK	M 22:19	MINOOKA
161	3251	DAN HINKLEMAN	M 22:25	MINOOKA
162	1339	CHRIS BOOKER	M 22:27	MOUNT CARMEL HS

163	3982	JONAH	WHITE	M 22:27	YOUNG
164	3103	TIM	REYNOLDS	M 22:29	LOYOLA ACADEMY
165	3081	ALEX	KELLISON	M 22:31	LOYOLA ACADEMY
166	2313	COLT	FOERCH	M 22:31	DEERFIELD
167	2036	FORTUNATO	SANCHEZ	M 22:32	AURORA EAST
168	2304	DANNY	BOOKER	M 22:32	DEERFIELD
169	3063	JACK	DAFFADA	M 22:33	LOYOLA ACADEMY
170	3067	CHARLIE	EISINGER	M 22:34	LOYOLA ACADEMY
171	3895	BEN	GILTNER	M 22:38	WAUKEGAN
172	2787	JULIAN	DIMAIO	M 22:43	LANE TECH
173	2339	JOSH	SAPINSLEY	M 22:47	DEERFIELD
174	2818	MILES	STRONG-AUSTIN	M 22:47	LANE TECH
175	2325	TONY	HERNANDEZ	M 22:47	DEERFIELD
176	436	ANDREW	RADON	M 22:49	GLENBARD WEST
177	3964	FELIPE	OROPEZA	M 22:50	YOUNG
178	437	BRIAN	RITTER	M 22:50	GLENBARD WEST
179	3909	IVAN	RAMIREZ	M 22:52	WAUKEGAN
180	2771	JORGE	ALVARDO	M 22:52	LANE TECH

38th Annual Sean Earl Loyola Lakefront Invitational
Chicago, IL
October 2, 2010

JV BOYS OVERALL RESULTS

Place No.	First	Name	S Time	School
181	2243	ROHAN	RAO	M 22:55 CONANT
182	2023	ALAN	GONZALEZ	M 22:57 AURORA EAST
183	2817	DAVID	STARR	M 22:57 LANE TECH
184	3064	T.J.	DANIELS	M 22:58 LOYOLA ACADEMY
185	3953	THOMAS	KEENE	M 22:59 YOUNG
186	2792	MATTHEW	HAAK	M 23:05 LANE TECH
187	3258	CAM	KNUDSEN	M 23:07 MINOOKA
188	3962	ZACK	OAKES	M 23:07 YOUNG
189	3905	MACKENZIE	MILLER	M 23:08 WAUKEGAN
190	2017	ERICK	ACOSTA	M 23:10 AURORA EAST
191	2321	PETER	HANES	M 23:13 DEERFIELD
192	3082	STRAT	KENNEDY	M 23:19 LOYOLA ACADEMY
193	3956	VICTOR	LIU	M 23:23 YOUNG
194	3055	CORY	BRAXTON	M 23:44 LOYOLA ACADEMY
195	2842	ANDREW	CLARKSON	M 23:45 LATIN SCHOOL
196	3912	DENNIS	URIOSTEGUI	M 23:46 WAUKEGAN
197	3755	CHRIS	MANGOLD	M 23:47 SANDBURG
198	3117	MICAH	VENTURA	M 23:47 LOYOLA ACADEMY
199	2813	FRANKY	SANDOVAL	M 23:49 LANE TECH
200	3900	ADAM	KRUSE	M 23:49 WAUKEGAN
201	2781	VINCENT	CAPPELLO	M 23:53 LANE TECH
202	3249	KEVIN	HENDRIX	M 23:58 MINOOKA
203	2795	DANNY	HOLUBECKI	M 24:05 LANE TECH
204	2805	JOSEPH	MORENO	M 24:10 LANE TECH
205	1359	NICHOLAS	SAMMOND	M 24:11 MOUNT CARMEL HS
206	3955	NICHOLAS	LABUN	M 24:17 YOUNG
207	1360	VICTOR	SAMMOND	M 24:17 MOUNT CARMEL HS
208	3278	THOMAS	RICE	M 24:18 MINOOKA
209	2233	FAHAD	KHAN	M 24:19 CONANT
210	2318	RILEY	GRANT	M 24:26 DEERFIELD
211	2215	DAVID	BELL	M 24:31 CONANT
212	3950	JOHN	FITZGERALD	M 24:32 YOUNG
213	2796	RONAN	KING	M 24:34 LANE TECH
214	3095	JIMMY	MORIARTY	M 24:34 LOYOLA ACADEMY
215	2159	RICARDO	BECCERA	M 24:35 CHICAGO HOPE ACADEMY
216	1361	JUSTIN	SHAIFER	M 24:40 MOUNT CARMEL HS
217	3293	MARCO	VILLALOBOS	M 24:41 MINOOKA
218	2556	NATHAN	KALLEN	M 24:53 GOLDER COLLEGE PREP
219	2248	EDGARDO	SERBIA	M 24:54 CONANT
220	2182	TYLER	SCHATZ	M 25:02 CHICAGO HOPE ACADEMY
221	2807	ERIC	MOY	M 25:04 LANE TECH
222	3086	JOE	KUMMERER	M 25:07 LOYOLA ACADEMY
223	3247	BRETT	HASLER	M 25:07 MINOOKA
224	3890	CHRISTOPHER	ALONZO	M 25:26 WAUKEGAN
225	3916	DENNIS	YU	M 25:38 WAUKEGAN
226	3115	TOM	VEECH	M 25:39 LOYOLA ACADEMY
227	2174	STEVEN	LI	M 25:43 CHICAGO HOPE ACADEMY
228	3093	SEAN	MCTAGUE	M 25:44 LOYOLA ACADEMY
229	3952	DANIEL	JIANG	M 25:44 YOUNG
230	2776	ASHTON	BROWN	M 25:47 LANE TECH
231	1337	IMANI	BAKER	M 25:47 MOUNT CARMEL HS
232	3291	PATRICK	TRIBE	M 25:51 MINOOKA
233	3241	BRAD	EARL	M 26:05 MINOOKA
234	3947	BEN	CHROBAK-PRINCE	M 26:10 YOUNG
235	3942	ANTHONEY	ALONZO	M 26:12 YOUNG
236	3945	MASON	BOEMAN	M 26:12 YOUNG
237	3113	MICHAEL	TOOMEY	M 26:18 LOYOLA ACADEMY
238	3700	SEBASTIAN	RODRIGUEZ	M 26:48 RICKOVER NAVAL ACADEMY
239	3907	EDGAR	MUNOZ	M 27:41 WAUKEGAN
240	3732	BRANDON	CALDERON	M 27:53 SANDBURG

38th Annual Sean Earl Loyola Lakefront Invitational
Chicago, IL
October 2, 2010

JV BOYS OVERALL RESULTS

Place No.	First	Name	S Time	School
241	2257	DONOVAN	WHITE	M 28:12 CONANT
242	3250	SAM	HILKE	M 29:17 MINOOKA
243	3980	TERRENCE	SMITH	M 29:31 YOUNG
244	2163	JORDAN	DAVIS	M 29:45 CHICAGO HOPE ACADEMY
245	3893	ANTONIO	CHAVEZ	M 30:49 WAUKEGAN

Write a review.

Email a friend

Print

Loyola Lakefront Invitational, Presented by Bank of America - FR/SO Boys Team Results

October 2, 2010

Last updated on October 2, 2010



38th Annual Sean Earl Loyola Lakefront Invitational
Chicago, IL
October 2, 2010

FROSH/SOPH BOY'S TEAM RESULTS

1. NEW TRIER
2 3 5 8 10 (23) (24) = 28
3370 CARTER KOFMAN M, 3368 ETHAN KAPLAN M, 3366 SAM GRABOYS M,
3364 PETER COTSIRILOS M, 3365 DOMINIC GATTUSO M, 3367 JAKE
GREENBERG M, 3375 BEN ROSENKRANZ M
2. SANDBURG
6 14 15 18 27 (29) (35) = 80
3743 AARON GRAVES M, 3745 CHRIS HOGAN M, 3771 MIKE STEFIK M,
3751 PAT LETZ M, 3767 BILL SIECZKOWSKI M, 3734 ETHAN DEE M, 3762
NICHOLAS PRAJKA M
3. LYONS
11 16 22 25 28 (30) (33) = 102
3167 DOMINIC ZONA M, 3143 ED MCCARTER M, 3119 MICHAEL ACCETTURA M,
3146 DANNY MIKLOSZ M, 3149 JOHN MYSZ M, 3166 LUKE ZIOLKOWSKI M,
3125 MIKE DOMBRO M
4. GLENBARD WEST
1 12 20 46 48 (58) (62) = 127
417 BRANDON BONIFER M, 418 ALEC LARSEN M, 420 KYLE JOHNSON M,
421 RJ HAGANINI M, 422 BEN SHAVER M, 423 JACK KEEFE M, 419
WILL LINDSTROM M
5. LOYOLA ACADEMY
13 21 34 36 37 (50) (55) = 141
3084 DIMITRI KILLIAN M, 3102 MATT RANDOLPH M, 3052 JACK BALL M,
3075 JAQUAN GRIER M, 3096 CONOR MULHALL M, 3108 CAMERON SHEWCHUCK
M, 3104 BOBBY RICHARDS M
6. MINOOKA
17 19 41 43 47 (56) (60) = 167
3271 DONAVEN PARAMO M, 3274 ALEX PIERCE M, 3237 TOMMY COYLE M,
3281 DAN RUETTIGER M, 3234 ERIK BRICK M, 3270 WILL O'CONNELL M,
3253 ADAM HOLSTINE M
7. GLENBARD SOUTH
7 9 32 38 89 (96) (100) = 175
2506 MARK CIZEK M, 2519 JOE SINGLETON M, 2512 ANDREW KLADIVA M,
2520 TOM STOFFELS M, 2514 JOE MEADE M, 2516 PARKER OHLMANN M,
2515 RYAN MITACEK M
8. BROTHER RICE
4 39 54 78 81 (93) (118) = 256
2101 PAT MAGUIRE M, 2100 ANTHONY MACAIG M, 2094 JAMES DURKIN M,
2107 SEAN WATERS M, 2105 TIM O'CONNOR M, 2086 BRENDAN BAKER M,
2106 JACK O'SHEA M
9. YOUNG
31 44 73 76 82 (86) (87) = 306
3975 TARO SALINAS M, 3958 LOGAN MEANS M, 3966 MICHEAL PEREZ M,
3960 KEBELAN MISKELL M, 3970 FLORIAN RICHTER M, 3957 GILBERT
MAMMEN M, 3963 ADEN O'CARROLL M
10. LINDBERGH
26 61 70 77 79 (80) (94) = 313
2940 SAM BANKHEAD M, 2958 IAN MARINO M, 2945 RYAN CLANCY M, 2955
AARON LATAL M, 2953 JACK KORENACK M, 2966 RYAN WIETER M, 2943
JORDAN BERKBIGLER M
11. LANE TECH
45 51 64 72 102 (104) (106) = 334
2793 SULTAN HAJI M, 2816 MANSUR SOLEMAN M, 2811 JUNIOR QUINTERO
M, 2822 JOSE VILLALOBOS M, 2780 FREDY CAM-KOO M, 2801 CONNOR
MCDERMOTT M, 2783 LUKE CHLOISY M
12. DEERFIELD
52 57 71 83 84 (85) (88) = 347
2330 MAOR KRAMER M, 2303 BRANDON BERNARDI M, 2338 BRYAN ROSENBERG
M, 2324 ERIC HERNANDEZ M, 2306 PATRICK BRUNK M, 2336 DAN RICH M,
2347 NATHAN WEISKIRCH M
13. BOLINGBROOK
40 49 67 103 105 (140) (169) = 364
2078 JOEY SANDOVAL M, 2065 JEROME DAVIS M, 2073 TIM PAPE M, 2074
KOEKETH PERRY M, 2064 DREW CATE M, 2070 ORLANDO HIDALGO M, 2071
JACOB KRONEMANN M
14. LINCOLN PARK
42 53 74 97 122 (163) = 388
2910 MICHAEL STUBNA M, 2906 MICHAEL LALLY M, 2901 JASPER ACOSTA M,
2907 ROGER MEI M, 2902 TOMMY CHENG M, 2904 LUIS FLOES M
15. FENWICK
59 69 75 99 126 (137) (138) = 428
2396 MATT DUMON M, 2399 JOE FICNER M, 2404 BLAZEJ KOCON M, 2400
SEAN GREEN M, 2403 TOM KEEGAN M, 2407 CONNOR MURRAY M, 2409 FILIP
SZESKO M
16. CONANT
91 92 107 112 113 (120) (128) = 515
2255 ALEX THIEDE M, 2237 CODY NICHOLSON M, 2241 BRAD POLAN M,
2226 SCOTT EILRICH M, 2227 JAMES FISHER M, 2225 RUSS EILRICH M,
2252 ROBERT SMOLIK M
17. HOMEWOOD-FLOSSMOOR
65 68 110 127 149 (156) (176) = 519

[Write a review](#)[Email a Friend](#)[Print](#)**Loyola Lakefront Invitational, Presented by Bank of America - FR/SO Boys Overall Results****October 2, 2010**

Last updated on October 2, 2010

powered by
active.com38Th Annual Sean Earl Loyola Lakefront Invitational
Chicago, IL
October 2, 2010

FROSH/SOPH BOYS OVERALL RESULTS

Place No.	First	Name	S Time	School
1	417	BRANDON BONIFER	M 16:46	GLENBARD WEST
2	3370	CARTER KOFMAN	M 16:48	NEW TRIER
3	3368	ETHAN KAPLAN	M 17:01	NEW TRIER
4	2101	PAT MAGUIRE	M 17:02	BROTHER RICE
5	3366	SAM GRABOYS	M 17:03	NEW TRIER
6	3743	AARON GRAVES	M 17:18	SANDBURG
7	2506	MARK CIZEK	M 17:24	GLENBARD SOUTH
8	3364	PETER COTSIRILOS	M 17:26	NEW TRIER
9	2519	JOE SINGLETON	M 17:28	GLENBARD SOUTH
10	3365	DOMINIC GATTUSO	M 17:29	NEW TRIER
11	3167	DOMINIC ZONA	M 17:30	LYONS
12	418	ALEC LARSEN	M 17:30	GLENBARD WEST
13	3084	DIMITRI KILLIAN	M 17:36	LOYOLA ACADEMY
14	3745	CHRIS HOGAN	M 17:38	SANDBURG
15	3771	MIKE STEFIK	M 17:43	SANDBURG
16	3143	ED MCCARTER	M 17:44	LYONS
17	3271	DONAVEN PARAMO	M 17:45	MINOOKA
18	3751	PAT LETZ	M 17:46	SANDBURG
19	3274	ALEX FIERCE	M 17:47	MINOOKA
20	420	KYLE JOHNSON	M 17:47	GLENBARD WEST
21	3102	MATT RANDOLPH	M 17:53	LOYOLA ACADEMY
22	3119	MICHAEL ACCETTURA	M 17:55	LYONS
23	3367	JAKE GREENBERG	M 17:55	NEW TRIER
24	3375	BEN ROSENKRANZ	M 17:57	NEW TRIER
25	3146	DANNY MIKLOSZ	M 17:58	LYONS
26	2940	SAM BANKHEAD	M 17:58	LINDBERGH
27	3767	BILL SIECZKOWSKI	M 17:59	SANDBURG
28	3149	JOHN MYSZ	M 17:59	LYONS
29	3734	ETHAN DEE	M 17:59	SANDBURG
30	3166	LUKE ZIOLKOWSKI	M 18:00	LYONS
31	3975	TARO SALINAS	M 18:02	YOUNG
32	2512	ANDREW KLADIVA	M 18:02	GLENBARD SOUTH
33	3125	MIKE DOMBRO	M 18:04	LYONS
34	3052	JACK BALL	M 18:04	LOYOLA ACADEMY
35	3762	NICHOLAS PRAJKA	M 18:05	SANDBURG
36	3156	SEAN ROBERTSTON	M 18:06	LYONS
37	3123	ZACH CARLSON	M 18:07	LYONS
38	3075	JAQUAN GRIER	M 18:08	LOYOLA ACADEMY
39	3096	CONOR MULHALL	M 18:09	LOYOLA ACADEMY
40	2520	TOM STOFFELS	M 18:11	GLENBARD SOUTH
41	3765	MATT SAWYERS	M 18:14	SANDBURG
42	2100	ANTHONY MACAIG	M 18:15	BROTHER RICE
43	2078	JOEY SANDOVAL	M 18:20	BOLINGBROOK
44	3157	JAMES RYAN	M 18:21	LYONS
45	3237	TOMMY COYLE	M 18:21	MINOOKA
46	2910	MICHAEL STUBNA	M 18:21	LINCOLN PARK
47	3281	DAN RUETTIGER	M 18:23	MINOOKA
48	3958	LOGAN MEANS	M 18:25	YOUNG
49	2793	SULTAN HAJI	M 18:26	LANE TECH
50	421	RJ MAGANINI	M 18:27	GLENBARD WEST
51	3234	ERIK BRICK	M 18:27	MINOOKA
52	422	BEN SHAVER	M 18:28	GLENBARD WEST
53	2065	JEROME DAVIS	M 18:28	BOLINGBROOK
54	3108	CAMERON SHEWCHUCK	M 18:29	LOYOLA ACADEMY
55	2816	HANSUR SOLEMAN	M 18:29	LANE TECH
56	2330	MAOR KRAMER	M 18:33	DEERFIELD
57	2906	MICHAEL LALLY	M 18:33	LINCOLN PARK
58	3141	DANIEL LUPANO	M 18:33	LYONS
59	2094	JAMES DURKIN	M 18:37	BROTHER RICE
60	3104	BOBBY RICHARDS	M 18:41	LOYOLA ACADEMY

38Th Annual Sean Earl Loyola Lakefront Invitational
Chicago, IL
October 2, 2010

FROSH/SOPH BOYS OVERALL RESULTS

Place No.	First	Name	S Time	School
61	3270	WILL O'CONNELL	M 18:42	MINOOKA
62	3070	SEAN FESTLE	M 18:42	LOYOLA ACADEMY
63	2303	BRANDON BERNARDI	M 18:42	DEERFIELD
64	423	JACK KEEFE	M 18:42	GLENBARD WEST
65	2396	MATT DUMON	M 18:44	FENWICK
66	3253	ADAM HOLSTINE	M 18:44	MINOOKA
67	2958	IAN MARINO	M 18:46	LINDBERGH
68	419	WILL LINDSTROM	M 18:47	GLENBARD WEST
69	3742	ADAM GLEISNER	M 18:48	SANDBURG

70	2147	JOSH	HERNANDEZ	M 18:49	CHICAGO BULLS COLLEGE PREP
71	2811	JUNIOR	QUINTERO	M 18:50	LANE TECH
72	3705	PAULINA	DROSINSKI	F 18:50	RIDGEWOOD
73	3288	STEVE	SZYMANSKI	M 18:53	MINOOKA
74	2594	FRINCEWIL	ILB	M 18:54	HOMWOOD-FLOSSMOOR
75	424	JACK	PRESCOTT	M 18:55	GLENBARD WEST
76	3699	SINTAYEHU	REGASSA	M 18:56	RICKOVER NAVAL ACADEMY
77	2073	TIM	PAPE	M 18:56	BOLINGBROOK
78	2597	JAMESON	LAMB	M 18:56	HOMWOOD-FLOSSMOOR
79	2399	JOE	FICNER	M 18:57	FENWICK
80	2945	RYAN	CLANCY	M 19:00	LINDBERGH
81	2338	BRYAN	ROSENBERG	M 19:02	DEERFIELD
82	2822	JOSE	VILLALOBOS	M 19:03	LANE TECH
83	3110	GAVIN	SULLIVAN	M 19:05	LOYOLA ACADEMY
84	3242	ANDREW	FINNEY	M 19:07	MINOOKA
85	3966	MICHAEL	PEREZ	M 19:08	YOUNG
86	3727	NATHAN	BAILEY	M 19:09	SANDBURG
87	2901	JASPER	ACOSTA	M 19:09	LINCOLN PARK
88	2404	BLAZEJ	KOCON	M 19:12	FENWICK
89	3150	DAN	PATTERSON	M 19:13	LYONS
90	2675	LUIS	GOMEZ	M 19:16	LAKE VIEW
91	3960	KEELAN	MISKELL	M 19:17	YOUNG
92	425	DANNY	MOTZ	M 19:20	GLENBARD WEST
93	3056	TEDDY	BROMBACH	M 19:21	LOYOLA ACADEMY
94	2955	AARON	LATAL	M 19:22	LINDBERGH
95	3289	JOEY	TERESI	M 19:22	MINOOKA
96	3773	ZACH	STRUZIK	M 19:23	SANDBURG
97	2107	SEAN	WATERS	M 19:25	BROTHER RICE
98	2953	JACK	KORENACK	M 19:25	LINDBERGH
99	3287	CODY	STERKOWITZ	M 19:27	MINOOKA
100	2966	RYAN	WIETER	M 19:28	LINDBERGH
101	2105	TIM	O'CONNOR	M 19:28	BROTHER RICE
102	3970	FLORIAN	RICHTER	M 19:28	YOUNG
103	2324	ERIC	HERNANDEZ	M 19:28	DEERFIELD
104	2306	PATRICK	BRUNK	M 19:29	DEERFIELD
105	2336	DAN	RICH	M 19:33	DEERFIELD
106	3066	NICK	DOWDLE	M 19:34	LOYOLA ACADEMY
107	3957	GILBERT	MAMMEN	M 19:36	YOUNG
108	3963	ADEN	O'CARROLL	M 19:38	YOUNG
109	2347	NATHAN	WEISKIRCH	M 19:40	DEERFIELD
110	2514	JOE	MEADE	M 19:41	GLENBARD SOUTH
111	3901	WESLEY	LAYUG	M 19:44	WAUKEGAN
112	2315	SAM	FRIEDLAND	M 19:45	DEERFIELD
113	3090	MITCHELL	LEE	M 19:50	LOYOLA ACADEMY
114	2255	ALEX	THIEDE	M 19:51	CONANT
115	2237	CODY	NICHOLSON	M 19:51	CONANT
116	2086	BRENDAN	BAKER	M 19:52	BROTHER RICE
117	2943	JORDAN	BERKBIGLER	M 19:52	LINDBERGH
118	2018	JOE	AGUADO	M 19:52	AURORA EAST
119	2516	PARKER	OHLMANN	M 19:53	GLENBARD SOUTH
120	426	MAC	THOMPSON	M 19:53	GLENBARD WEST

38th Annual Sean Earl Loyola Lakefront Invitational
Chicago, IL
October 2, 2010

FROSH/SOPH BOYS OVERALL RESULTS

Place	No.	First	Name	S Time	School
121	2907	ROGER	MEI	M 19:54	LINCOLN PARK
122	2033	SALVADOR	RODRIGUEZ	M 19:55	AURORA EAST
123	3753	PAT	LIM	M 19:56	SANDBURG
124	2400	SEAN	GREEN	M 20:00	FENWICK
125	2346	SAM	WEINER	M 20:02	DEERFIELD
126	3283	KYLE	SHELTON	M 20:05	MINOOKA
127	2515	RYAN	MITACEK	M 20:05	GLENBARD SOUTH
128	2323	CHASE	HANUSA	M 20:06	DEERFIELD
129	2017	ERICK	ACOSTA	M 20:08	AURORA EAST
130	2780	FREDY	CAM-KOO	M 20:15	LANE TECH
131	2074	KOKEITH	PERRY	M 20:17	BOLINGBROOK
132	2801	CONNOR	MCDERMOTT	M 20:19	LANE TECH
133	2064	DREW	CATE	M 20:20	BOLINGBROOK
134	2783	LUKE	CHLOISY	M 20:20	LANE TECH
135	2241	BRAD	POLAN	M 20:23	CONANT
136	2028	ARMANDO	ORTIZ	M 20:26	AURORA EAST
137	3696	MAURICIO	GARCIA	M 20:26	RICKOVER NAVAL ACADEMY
138	2583	KEVIN	ANDERSON	M 20:28	HOMWOOD-FLOSSMOOR
139	2335	GARETT	RAM	M 20:30	DEERFIELD
140	2952	SCOTT	KARCHER	M 20:34	LINDBERGH
141	3990	LAJUAN	MILLER	M 20:41	URBAN PREP (GARFIELD)
142	2226	SCOTT	EILRICH	M 20:41	CONANT
143	2799	JOHNNY	MAK	M 20:41	LANE TECH
144	2227	JAMES	FISHER	M 20:41	CONANT
145	1346	DOMINIC	GRASSANO	M 20:41	MOUNT CARMEL HS
146	3095	JIMMY	MORIARTY	M 20:42	LOYOLA ACADEMY
147	2362	ROCCO	LAPORE	M 20:43	ELMWOOD PARK
148	3575	DIEGO	ROJAS	M 20:43	PAYTON PREP
149	2824	BRANDON	ZIMNY-SCHMITT	M 20:43	LANE TECH
150	2369	RICKY	WOJCIK	M 20:49	ELMWOOD PARK
151	3600	CARLOS	HERMOSILLO	M 20:51	PROVISO WEST
152	2106	JACK	O'SHEA	M 20:53	BROTHER RICE
153	2942	AARON	BARNES	M 20:56	LINDBERGH
154	3917	ENRIQUE	ZAMUDIO	M 21:00	WAUKEGAN
155	2225	RUSS	EILRICH	M 21:01	CONANT
156	3566	LESTER	HARRIS	M 21:02	PAYTON PREP
157	2959	CJ	MOSS	M 21:05	LINDBERGH
158	3571	MALCOLM	LORD	M 21:06	PAYTON PREP
159	2356	SAIFOULAYE	BAH	M 21:08	ELMWOOD PARK
160	2902	TOMMY	CHENG	M 21:09	LINCOLN PARK
161	2040	TYREE	WILLIS	M 21:21	AURORA EAST
162	2144	LUKE	WARFINSKI	M 21:22	CATHOLIC ACADEMY

163	2104	AUSTIN	NORRIS	M 21:22	BROTHER RICE
164	3692	ISRAEL	ARAUJO	M 21:25	RICKOVER NAVAL ACADEMY
165	2562	ZACH	ANISH	M 21:30	GORDON TECH
166	2355	JUAN	AMADOR	M 21:30	ELMWOOD PARK
167	2403	TOM	KEEGAN	M 21:32	FENWICK
168	2601	ZACH	SMITH	M 21:33	HOMEWOOD-FLOSSMOOR
169	2136	RYAN	HIPPMAN	M 21:40	CATHOLIC ACADEMY
170	2782	JEREMY	CARR	M 21:45	LANE TECH
171	2252	ROBERT	SMOLIK	M 21:47	CONANT
172	2364	BRANDON	NIEVES	M 22:05	ELMWOOD PARK
173	3896	TOPILTZEN	GOMEZ	M 22:08	WAUKEGAN
174	2781	VINCENT	CAPPELLO	M 22:10	LANE TECH
175	3866	FRANK	WAGGONER	M 22:13	UNIVERSITY (CHICAGO)
176	2244	AARSH	SACHDENA	M 22:13	CONANT
177	3327	XAVIER	CAMACHO	M 22:17	MUCHIN COLLEGE PREP
178	1365	NICK	TOPPEL	M 22:17	MOUNT CARMEL HS
179	3335	DAVID	YANEZ	M 22:18	MUCHIN COLLEGE PREP
180	2213	MATT	ANDRESS	M 22:26	CONANT

38th Annual Sean Earl Loyola Lakefront Invitational
Chicago, IL
October 2, 2010

FROSH/SOPH BOYS OVERALL RESULTS

Place No.	First	Name	S Time	School	
181	2365	AUSTIN	TILLEMA	M 22:30	ELMWOOD PARK
182	2026	TOMAS	NAVARRO	M 22:31	AURORA EAST
183	2407	CONNOR	MURRAY	M 22:32	FENWICK
184	2409	FILIP	SZESKO	M 22:33	FENWICK
185	3329	HECTOR	GARCIA	M 22:37	MUCHIN COLLEGE PREP
186	2070	ORLANDO	HIDALGO	M 22:38	BOLINGBROOK
187	3701	DUK	TRAN	M 22:43	RICKOVER NAVAL ACADEMY
188	2148	FREDRICK	LABON	M 22:47	CHICAGO BULLS COLLEGE PREP
189	3651	BRANDEN	ARROYO	M 22:49	RAUNER COLLEGE PREP
190	2027	BALTAZAR	NINO	M 22:53	AURORA EAST
191	3661	CHRISTOPHER	PEREZ	M 22:54	RAUNER COLLEGE PREP
192	2847	JOSH	GOLDBERG	M 22:57	LATIN SCHOOL
193	3850	JASON	DENG	M 23:01	UNIVERSITY (CHICAGO)
194	3399	TAMARIS	DIXON	M 23:02	NOBLE STREET CHARTER
195	3849	JACK	DAVIS	M 23:07	UNIVERSITY (CHICAGO)
196	3860	LUIS	SALDANA	M 23:10	UNIVERSITY (CHICAGO)
197	2598	JOSH	LEWIS	M 23:11	HOMEWOOD-FLOSSMOOR
198	2240	JAMES	PESCE	M 23:16	CONANT
199	3653	JESUS	DOMINGUEZ	M 23:19	RAUNER COLLEGE PREP
200	3853	SEAN	MAGILL	M 23:22	UNIVERSITY (CHICAGO)
201	3607	JUAN	NUNEZ	M 23:25	PROVISO WEST
202	3891	JOHN	BAHENA	M 23:31	WAUKEGAN
203	3652	MARCOS	DELGADO	M 23:31	RAUNER COLLEGE PREP
204	3617	OSCAR	SOLANO	M 23:34	PROVISO WEST
205	2600	ALAN	ROBERTSON	M 23:41	HOMEWOOD-FLOSSMOOR
206	3992	MALIK	SAVAGE	M 23:43	URBAN PREP (GARFIELD)
207	3993	TRAYVON	SMITH	M 23:43	URBAN PREP (GARFIELD)
208	2204	JOEL	THOMPSON	M 23:45	CICS-RALPH EDISON
209	3333	MALIK	STUCKEY	M 23:45	MUCHIN COLLEGE PREP
210	3911	JONATHAN	UNDA	M 23:47	WAUKEGAN
211	3334	CHRISTIAN	VAZQUEZ	M 23:56	MUCHIN COLLEGE PREP
212	2904	LUIS	FLOES	M 23:57	LINCOLN PARK
213	3611	TEO	RUIZ	M 24:00	PROVISO WEST
214	3612	DANIEL	SALINAS	M 24:02	PROVISO WEST
215	3100	LOGAN	PODBIELSKI	M 24:03	LOYOLA ACADEMY
216	2146	ERMANUEL	GUZMAN	M 24:12	CHICAGO BULLS COLLEGE PREP
217	2850	ROSS	LANDSMAN	M 24:16	LATIN SCHOOL
218	2669	ALEXIS	CAMARENA	M 24:19	LAKE VIEW
219	3991	KHALIL	HUDDLESTON	M 24:37	URBAN PREP (GARFIELD)
220	2569	RYAN	VALENCIA	M 24:37	GORDON TECH
221	1353	BRAXTON	NUNNALLY	M 24:38	MOUNT CARMEL HS
222	2071	JACOB	KRONEMANN	M 24:44	BOLINGBROOK
223	2141	CONNOR	RUNGE	M 24:49	CATHOLIC ACADEMY
224	2673	DUSTY	CONDE	M 24:49	LAKE VIEW
225	2852	LANE	LUBELL	M 24:50	LATIN SCHOOL
226	3331	ELI	FENATE	M 24:54	MUCHIN COLLEGE PREP
227	3702	ELEUTERIO	VELAZQUEZ	M 24:56	RICKOVER NAVAL ACADEMY
228	2203	RAYMOND	THOMAS	M 25:05	CICS-RALPH EDISON
229	1364	DENNIS	TOPPEL	M 25:24	MOUNT CARMEL HS
230	3867	GREG	WATSON	M 25:31	UNIVERSITY (CHICAGO)
231	2845	JOHAN	GLICK	M 25:45	LATIN SCHOOL
232	3996	RODERICK	BERRY	M 25:45	URBAN PREP (GARFIELD)
233	2390	JACK	RANDALL	M 25:45	F.W. PARKER
234	2586	JOHN	BEVERLY	M 25:49	HOMEWOOD-FLOSSMOOR
235	2194	JOSE	BAHENA	M 25:51	CICS-RALPH EDISON
236	1357	LUIS	ROJAS	M 26:26	MOUNT CARMEL HS
237	3400	JESSE	ENRIQUEZ	M 26:39	NOBLE STREET CHARTER
238	1345	LEROY	FLEX	M 27:00	MOUNT CARMEL HS
239	1351	JOHN	LIPINSKI	M 27:00	MOUNT CARMEL HS
240	2196	QUINCY	GEORGE	M 27:05	CICS-RALPH EDISON

38th Annual Sean Earl Loyola Lakefront Invitational
Chicago, IL
October 2, 2010

FROSH/SOPH BOYS OVERALL RESULTS

Place No.	First	Name	S Time	School	
241	2195	CRISTOPHER	BROWN	M 27:10	CICS-RALPH EDISON
242	3658	RAUL	MARTINEZ	M 27:25	RAUNER COLLEGE PREP
243	3914	PARKER	WHITESIDE	M 27:26	WAUKEGAN
244	3722	JOHN	FRUS	M 27:29	RIDGEWOOD
245	3408	SERGIO	LOPEZ	M 27:32	NOBLE STREET CHARTER

38Th Annual Sean Earl Loyola Lakefront Invitational
Chicago, IL
October 2, 2010

VARSIY BOYS TEAM RESULTS

1. NEW TRIER

2 10 13 14 20 (27) (32) = 59
3369 TOMMY KING M, 3372 SCOTT NYSTUEN M, 3373 ISA QASIM M, 3371
LELAND LATER M, 3374 MICHAEL QUIRKE M, 3376 CHIP SCHAFF M, 3377
ERIC UNDERWOOD M

2. LYONS

1 22 26 31 36 (41) (51) = 116
3163 SAM TELFER M, 3142 MICHAEL MATUSIAK M, 3136 MICHAEL KOKORIS
M, 3132 MARK HOLT M, 3151 CHRIS PILIPSZYN M, 3147 PATRICK MOHAN M,
3152 TIM POLLARD M

3. LOYOLA ACADEMY

4 7 19 37 60 (69) (95) = 127
3077 WILLIAM HAGUE M, 3071 MAC FORD M, 3053 TOM BEDDOME M, 3072
TODD FORD M, 3094 BYRON MORALES M, 3088 SEAN LAMBLE M, 3097 SEAN
O'BRIEN M

4. MINOOKA

3 25 34 38 48 (49) (78) = 148
3266 JOE MCASEY M, 3282 JOEY SANTILLO M, 3275 DAN POPEK M, 3272
CHRIS PATTERSON M, 3231 DANNY BAHRET M, 3248 BEN HEIDE M, 3236
DAVID COBB M

5. BEECHER

5 8 30 42 88 (109)(122) = 173
2060 GRANT NYKAZA M, 2061 GRIFFIN NYKAZA M, 2057 JORDAN JOAQUIN M,
2053 AARON BORGMAN M, 2062 MIKE POLZIN M, 2055 MATT HENSEN M,
2058 TIM JOHNSON M

6. CONANT

11 12 56 74 89 (121)(124) = 242
2221 TROY CUNNINGHAM M, 2254 JOE SULENTIC M, 2245 STEVE SARVER M,
2246 TYLER SCHNEIDER M, 2256 JAMES WEAVER M, 2230 JOE HUH M,
2250 MIKE SHORO M

7. LINDBERGH

15 39 40 80 92 (96)(106) = 266
2954 TAYLOR KRAMER M, 2944 DUSTIN CAPEHART M, 2946 DANNY DEPOSKI
M, 2960 KYLE PIEPER M, 2948 JOEY DIPAOLO M, 2964 TOMMY SKOSKY M,
2947 MATT DEPOSKI M

8. LANE TECH

16 52 62 68 71 (75) (84) = 269
2819 DAVID TIMLIN M, 2778 MARCELO BURBANO M, 2815 MAX SILVA M,
2774 LUCAS BELTRAN M, 2825 DANNY ZIMNY-SCHMITT M, 2810 KEVIN
PEREZ M, 2770 DYLAN ALLINGHAM M

9. GLENBARD WEST

9 24 81 91 93 (97)(111) = 298

- 405 MIKE LEDERHOUSE M, 406 KENNY LEAF M, 411 ANDREW ERWIN M,
410 MAX MUELLER M, 408 DAVE NOLAND M, 407 BRADLEY WYATT M,
409 NICK POSEGAY M
10. SHAWNEE MISSION EAST
44 47 54 73 82 (100)(104) = 300
3791 MITCH DANIEL M, 3799 ADAM SIMMONS M, 3796 EVAN NICHOLS M,
3795 JACK HOWLAND M, 3792 REID FRYE M, 3797 THOMAS READ M, 3794
DAVID HILL M
11. DEERFIELD
23 35 76 77 131 (138)(147) = 342
2316 ALEX GOLD M, 2305 MAKOTO BOWERING M, 2314 MICHAEL FOSCO M,
2310 SHAI FARHI M, 2328 DAVID KHALAMEYZER M, 2307 DYLAN BURKE M,
2302 JORDAN ABOSCH M
12. YOUNG
18 45 70 98 113 (114)(118) = 344
3979 ERIC SHAN M, 3943 SAM BARDER M, 3977 MATT SEBEK M, 3944
NATHAN BELTRAN M, 3976 MIKE SCHAIBLE M, 3967 JOSEPH PLATT M, 3969
SAM REDMOND M
13. GLENWOOD
28 50 72 101 117 (134)(152) = 368
2538 MARC MATON M, 2532 RYAN ANDERSON M, 2533 CONNOR JONES M,
2537 TYLER LANDESS M, 2539 MICHAEL ZINK M, 2535 WHITT KINLEY M,
2534 GRANT KAISER M
14. GLENBARD SOUTH
21 66 83 90 116 (123)(140) = 376
2522 JOHN WOLD M, 2513 DAVE MCGRATH M, 2507 GRANT GIBSON M, 2504
KYLE BERENSCHOT M, 2518 ARSAL SHAREEF M, 2517 NICK ROSSETTI M,
2509 MIKE HOWARD M
15. BROTHER RICE
29 43 65 87 154 = 378
2088 DAN CADDIGAN M, 2091 TOM CONDREVA M, 2093 SCOTT CORSEY M,
2089 TOM CIRA M, 2103 EMMET MCCLAIN M
16. KETTERING ARCH. ALTER
46 59 85 105 126 (129)(149) = 421
2649 DAVID ZIMMERMAN M, 2640 BEN JACKSON M, 2648 DAVID SEVERANCE
M, 2638 ANDREW CONROY M, 2645 DOMINIC PETRELLO M, 2646 ANTHONY
ROSE M, 2641 ERIC LEDFORD M
17. SANDBURG
67 86 99 110 112 (120)(160) = 474
3775 MIKE VON BORSTEL M, 3740 COLIN FORNARIS M, 3759 MARK OSCAI M,
3760 MATT PIPER M, 3737 RYAN DUFFY M, 3752 DOMINIC LIFONTI M,
3726 RYAN ALTMAN M
18. UNIVERSITY (CHICAGO)
33 55 115 158 181 (185)(197) = 542
3855 ROBERT MEYER M, 3846 THOMAS AQUINO M, 3848 BEN
BUCHHEIM-JURISSON M, 3864 DANNY TRAUB M, 3861 SAM SENTONGO M,
3854 BEN MEYER M, 3847 HENRY BERGMAN M
19. HOMEWOOD-FLOSSMOOR

Write a review.

Email a friend

Print

Loyola Lakefront Invitational, Presented by Bank of America - Varsity Boys Overall Results**October 2, 2010**

Last updated on October 2, 2010



38th Annual Sean Earl Loyola Lakefront Invitational
Chicago, IL
October 2, 2010

VARSITY BOYS OVERALL RESULTS

Place No.	First	Name	S Time	School
1	3163	SAM	TELFER	M 15:43 LYONS
2	3369	TOMMY	KING	M 15:43 NEW TRIER
3	3266	JOE	MCASEY	M 15:49 MINOOKA
4	3077	WILLIAM	HAGUE	M 15:55 LOYOLA ACADEMY
5	2060	GRANT	NYKAZA	M 16:01 BEECHER
6	2678	OSCAR	MEDINA	M 16:09 LAKE VIEW
7	3071	MAC	FORD	M 16:13 LOYOLA ACADEMY
8	2061	GRIFFIN	NYKAZA	M 16:13 BEECHER
9	405	MIKE	LEDERHOUSE	M 16:14 GLENBARD WEST
10	3372	SCOTT	NYSTUEN	M 16:15 NEW TRIER
11	2221	TROY	CUNNINGHAM	M 16:17 CONANT
12	2254	JOE	SULENTIC	M 16:17 CONANT
13	3373	ISA	QASIM	M 16:18 NEW TRIER
14	3371	LELAND	LATER	M 16:22 NEW TRIER
15	2954	TAYLOR	KRAMER	M 16:26 LINDBERGH
16	2819	DAVID	TIMLIN	M 16:30 LANE TECH
17	2387	JOHNNY	LEVIN	M 16:32 F.W. PARKER
18	3979	ERIC	SHAN	M 16:32 YOUNG
19	3053	TOM	BEDDOME	M 16:33 LOYOLA ACADEMY
20	3374	MICHAEL	QUIRKE	M 16:33 NEW TRIER
21	2522	JOHN	WOLD	M 16:33 GLENBARD SOUTH
22	3142	MICHAEL	MATUSIAK	M 16:34 LYONS
23	2316	ALEX	GOLD	M 16:38 DEERFIELD
24	406	KENNY	LEAF	M 16:41 GLENBARD WEST
25	3282	JOEY	SANTILLO	M 16:41 MINOOKA
26	3136	MICHAEL	KOKORIS	M 16:42 LYONS
27	3376	CHIP	SCHAFF	M 16:42 NEW TRIER
28	2538	MARC	MATON	M 16:44 GLENWOOD
29	2088	DAN	CADDIGAN	M 16:44 BROTHER RICE
30	2057	JORDAN	JOAQUIN	M 16:44 BEECHER
31	3132	MARK	HOLT	M 16:44 LYONS
32	3377	ERIC	UNDERWOOD	M 16:45 NEW TRIER
33	3855	ROBERT	MEYER	M 16:45 UNIVERSITY (CHICAGO)
34	3275	DAN	POPEK	M 16:46 MINOOKA
35	2305	MAKOTO	BOWERING	M 16:47 DEERFIELD
36	3151	CHRIS	PILIPSZYN	M 16:48 LYONS
37	3072	TODD	FORD	M 16:49 LOYOLA ACADEMY
38	3272	CHRIS	PATTERSON	M 16:50 MINOOKA
39	2944	DUSTIN	CAPEHART	M 16:50 LINDBERGH
40	2946	DANNY	DEPOSKI	M 16:51 LINDBERGH
41	3147	PATRICK	MOHAN	M 16:52 LYONS
42	2053	AARON	BORGMAN	M 16:56 BEECHER
43	2091	TOM	CONDREVA	M 16:57 BROTHER RICE
44	3791	MITCH	DANIEL	M 17:00 SHAWNEE MISSION EAST
45	3943	SAM	BARDEE	M 17:02 YOUNG
46	2649	DAVID	ZIMMERMAN	M 17:02 KETTERING ARCH. ALTER
47	3799	ADAM	SIMMONS	M 17:02 SHAWNEE MISSION EAST
48	3231	DANNY	BAHRET	M 17:03 MINOOKA
49	3248	BEN	HEIDE	M 17:04 MINOOKA
50	2532	RYAN	ANDERSON	M 17:05 GLENWOOD
51	3152	TIM	POLLARD	M 17:06 LYONS
52	2778	MARCELO	BURBANO	M 17:09 LANE TECH
53	2179	IKE	MUZICOWSKI	M 17:09 CHICAGO HOPE ACADEMY
54	3796	EVAN	NICHOLS	M 17:10 SHAWNEE MISSION EAST
55	3846	THOMAS	AQUINO	M 17:12 UNIVERSITY (CHICAGO)
56	2245	STEVE	SARVER	M 17:13 CONANT
57	2911	ANDREW	ZOTTI	M 17:14 LINCOLN PARK
58	2849	BRITT	HENDERSON	M 17:15 LATIN SCHOOL
59	2640	BEN	JACKSON	M 17:15 KETTERING ARCH. ALTER
60	3094	BYRON	MORALES	M 17:17 LOYOLA ACADEMY

38th Annual Sean Earl Loyola Lakefront Invitational
Chicago, IL
October 2, 2010

VARSITY BOYS OVERALL RESULTS

Place No.	First	Name	S Time	School
61	2029	GERARDO	PALEO	M 17:17 AURORA EAST
62	2815	MAX	SILVA	M 17:18 LANE TECH
63	1342	JIM	EASTERHOUSE	M 17:18 MOUNT CARMEL HS
64	2589	ALEX	CLEMETSON	M 17:18 HOMEWOOD-FLOSSMOOR
65	2093	SCOTT	CORSEY	M 17:19 BROTHER RICE
66	2513	DAVE	MCGRATH	M 17:19 GLENBARD SOUTH
67	3775	MIKE	VON BORSTEL	M 17:21 SANDBURG
68	2774	LUCAS	BELTRAN	M 17:23 LANE TECH
69	3088	SEAN	LAMBLE	M 17:24 LOYOLA ACADEMY

70	3977	MATT	SEBEK	M 17:24	YOUNG
71	2825	DANNY	ZIMNY-SCHMITT	M 17:25	LANE TECH
72	3158	JOSEPH	SLINKMAN	M 17:25	LYONS
73	2533	CONNOR	JONES	M 17:26	GLENWOOD
74	3795	JACK	HOWLAND	M 17:26	SHAWNEE MISSION EAST
75	2246	TYLER	SCHNEIDER	M 17:27	CONANT
76	2810	KEVIN	PEREZ	M 17:28	LANE TECH
77	2314	MICHAEL	FOSCO	M 17:30	DEERFIELD
78	2310	SHAI	FARHI	M 17:30	DEERFIELD
79	3236	DAVID	COBB	M 17:30	MINOOKA
80	2069	STEVEN	GARRETT	M 17:31	BOLINGBROOK
81	2960	KYLE	PIEPER	M 17:31	LINDBERGH
82	411	ANDREW	ERWIN	M 17:31	GLENBARD WEST
83	3792	REID	FRYE	M 17:32	SHAWNEE MISSION EAST
84	2507	GRANT	GIBSON	M 17:32	GLENBARD SOUTH
85	2770	DYLAN	ALLINGHAM	M 17:33	LANE TECH
86	2648	DAVID	SEVERANCE	M 17:34	KETTERING ARCH. ALTER
87	3740	COLIN	FORNARIS	M 17:34	SANDBURG
88	2089	TOM	CIRA	M 17:34	BROTHER RICE
89	2062	MIKE	POLZIN	M 17:35	BEECHER
90	2256	JAMES	WEAVER	M 17:35	CONANT
91	2504	KYLE	BERENSCHOT	M 17:35	GLENBARD SOUTH
92	3127	EDDIE	FARRELL	M 17:36	LYONS
93	2779	EDUARDO	BUSTAMANTE	M 17:36	LANE TECH
94	410	MAX	MUELLER	M 17:37	GLENBARD WEST
95	2948	JOEY	DIPAOLA	M 17:37	LINDBERGH
96	408	DAVE	NOLAND	M 17:38	GLENBARD WEST
97	3577	PORTER	TRUAX	M 17:38	PAYTON PREP
98	3097	SEAN	O'BRIEN	M 17:38	LOYOLA ACADEMY
99	2964	TOMMY	SKOSKY	M 17:39	LINDBERGH
100	407	BRADLEY	WYATT	M 17:39	GLENBARD WEST
101	3944	NATHAN	BELTRAN	M 17:39	YOUNG
102	3759	MARK	OSCAI	M 17:39	SANDBURG
103	3797	THOMAS	READ	M 17:40	SHAWNEE MISSION EAST
104	2537	TYLER	LANDESS	M 17:40	GLENWOOD
105	2180	LUKE	MUZICOWSKI	M 17:41	CHICAGO HOPE ACADEMY
106	3124	GLENN	COVEY	M 17:41	LYONS
107	2389	ZACH	PEPPIN	M 17:41	F.W. PARKER
108	3794	DAVID	HILL	M 17:41	SHAWNEE MISSION EAST
109	2638	ANDREW	CONROY	M 17:42	KETTERING ARCH. ALTER
110	2947	MATT	DEPOSKI	M 17:42	LINDBERGH
111	2415	JOSEPH	SHERRIE	M 17:42	FINDLAY LIBERTY-BENTON
112	2843	TOMMY	COX	M 17:42	LATIN SCHOOL
113	2055	MATT	HENSEN	M 17:42	BEECHER
114	3107	DANNY	SHERIDAN	M 17:42	LOYOLA ACADEMY
115	3233	BEN	BOLAND	M 17:43	MINOOKA
116	3245	SAM	FROEMEL	M 17:43	MINOOKA
117	3760	MATT	PIPER	M 17:45	SANDBURG
118	409	NICK	POSEGAY	M 17:45	GLENBARD WEST
119	3737	RYAN	DUFFY	M 17:46	SANDBURG
120	3976	MIKE	SCHAIBLE	M 17:46	YOUNG

38th Annual Sean Earl Loyola Lakefront Invitational
Chicago, IL
October 2, 2010

VARSITY BOYS OVERALL RESULTS

Place No.	First	Name	S Time	School
121	3967	JOSEPH	FLATT	M 17:46 YOUNG
122	3848	BEN	BUCHHEIM-JURISS	M 17:47 UNIVERSITY (CHICAGO)
123	2518	ARSAL	SHARIEF	M 17:48 GLENBARD SOUTH
124	2539	MICHAEL	ZINK	M 17:49 GLENWOOD
125	3969	SAM	REDMOND	M 17:50 YOUNG
126	2020	RICKY	BARAJAS	M 17:50 AURORA EAST
127	3752	DOMINIC	LIFONTI	M 17:52 SANDBURG
128	2230	JOE	HUH	M 17:52 CONANT
129	2058	TIM	JOHNSON	M 17:52 BEECHER
130	2517	NICK	ROSSETTI	M 17:52 GLENBARD SOUTH
131	3160	GRANT	SMITH	M 17:53 LYONS
132	2250	MIKE	SHORO	M 17:54 CONANT
133	2582	DOUG	ANDERSON	M 17:54 HOMEWOOD-FLOSSMOOR
134	3790	JOE	BAHR	M 17:56 SHAWNEE MISSION EAST
135	2645	DOMINIC	PETRELLO	M 17:56 KETTERING ARCH. ALTER
136	2599	DAVID	MCDERMOTT	M 17:57 HOMEWOOD-FLOSSMOOR
137	2034	HECTOR	RUIZ	M 17:57 AURORA EAST
138	3254	ALEX	HOSHELL	M 17:57 MINOOKA
139	2646	ANTHONY	ROSE	M 17:58 KETTERING ARCH. ALTER
140	2591	CAHRON	CROSS	M 18:00 HOMEWOOD-FLOSSMOOR
141	2328	DAVID	KHALAMEYZER	M 18:01 DEERFIELD
142	2414	COLE	NEWMAN	M 18:02 FINDLAY LIBERTY-BENTON
143	3568	JONATHAN	KAMEL	M 18:04 PAYTON PREP
144	2535	WHITT	KINLEY	M 18:04 GLENWOOD
145	1358	BRENDAN	ROONEY	M 18:05 MOUNT CARMEL HS
146	2361	NICK	GONZALEZ	M 18:05 ELMWOOD PARK
147	3139	MARK	LEFEVOUR	M 18:05 LYONS
148	3894	ALEJANDRO	GARCIA	M 18:06 WAUKEGAN
149	2234	DOMINIK	MASSA	M 18:06 CONANT
150	3230	MIKE	ATRA	M 18:08 MINOOKA
151	3109	JOE	SOMMERS	M 18:10 LOYOLA ACADEMY
152	2307	DYLAN	BURKE	M 18:11 DEERFIELD
153	2784	GEORGE	CHRONIS	M 18:12 LANE TECH
154	2851	ETHAN	LEE	M 18:13 LATIN SCHOOL
155	413	JR	THOMAS	M 18:14 GLENBARD WEST
156	2509	MIKE	HOWARD	M 18:14 GLENBARD SOUTH
157	2806	MICHAEL	MORIN	M 18:14 LANE TECH
158	2016	LUIS	ACEVEDO	M 18:15 AURORA EAST
159	2788	ELLIAS	GEBREKIDANE	M 18:16 LANE TECH
160	1355	DAN	O'KEEFE	M 18:17 MOUNT CARMEL HS
161	3946	LIAM	BURNS	M 18:18 YOUNG
162	2406	THOMAS	LOGUE	M 18:19 FENWICK

163	2909	ROBERT	ROSE	M 18:19	LINCOLN PARK
164	2853	NICHOLAS	MENDIA	M 18:20	LATIN SCHOOL
165	3989	MILUBERHANE	MASHOL	M 18:21	SENN
166	2032	FELIFE	RODRIGUEZ	M 18:22	AURORA EAST
167	3262	KODY	LEWAN	M 18:22	MINOOKA
168	3951	RYAN	FLOOD	M 18:23	YOUNG
169	2302	JORDAN	ABOSCH	M 18:23	DEERFIELD
170	2511	PETER	JAEGER	M 18:24	GLENBARD SOUTH
171	2344	MATT	TRESHANSKY	M 18:24	DEERFIELD
172	2596	KENDALL	KELLER	M 18:24	HOMWOOD-FLOSSMOOR
173	2311	JOEY	FEINBURG	M 18:25	DEERFIELD
174	2641	ERIC	LEDFORD	M 18:25	KETTERING ARCH. ALTER
175	412	ZACH	SHAVER	M 18:26	GLENBARD WEST
176	2647	PETE	SCHARF	M 18:26	KETTERING ARCH. ALTER
177	3569	TOMMY	KOMENDZINSKI	M 18:27	PAYTON PREP
178	1363	COLIN	SLAGER	M 18:27	MOUNT CARMEL HS
179	2534	GRANT	KAISER	M 18:27	GLENWOOD
180	3570	SAM	LEARNER	M 18:29	PAYTON PREP

38th Annual Sean Earl Loyola Lakefront Invitational
Chicago, IL
October 2, 2010

VARSIY BOYS OVERALL RESULTS

Place	No.	First	Name	S Time	School
181	3954	BEN	KROMASH	M 18:31	YOUNG
182	2644	MITCHELL	LUSH	M 18:31	KETTERING ARCH. ALTER
183	2103	EMMET	MCCLAIN	M 18:31	BROTHER RICE
184	2402	MATT	JAKUBISIN	M 18:32	FENWICK
185	2536	BRANDON	KUCHAR	M 18:32	GLENWOOD
186	2059	DAN	KNUTH	M 18:34	BEECHER
187	3898	JULIO	GUZMAN	M 18:34	WAUKEGAN
188	2411	GARY	KEDMENEK	M 18:38	FINDLAY LIBERTY-BENTON
189	3864	DANNY	TRAUB	M 18:39	UNIVERSITY (CHICAGO)
190	3971	DAVID	RODGERS	M 18:41	YOUNG
191	2038	ISAAC	SORLANO	M 18:43	AURORA EAST
192	3726	RYAN	ALTMAN	M 18:43	SANDBURG
193	2398	RYAN	ELSEY	M 18:43	FENWICK
194	3798	GRAHAM	REDELSHEIMER	M 18:44	SHAWNEE MISSION EAST
195	2342	COREY	SHAYMAN	M 18:45	DEERFIELD
196	3800	KEVIN	SIMPSON	M 18:46	SHAWNEE MISSION EAST
197	2383	ELOY	BLEIFUSS-PRADOS	M 18:47	F.W. PARKER
198	2643	NASH	LINDLEY	M 18:47	KETTERING ARCH. ALTER
199	1343	MEL	ESCAMILLA	M 18:49	MOUNT CARMEL HS
200	416	DEREK	MINKUS	M 18:49	GLENBARD WEST
201	3974	FELIFE	SALDANA	M 18:49	YOUNG
202	3893	ANTONIO	CHAVEZ	M 18:49	WAUKEGAN
203	414	COLE	BATTY	M 18:49	GLENBARD WEST
204	2066	MILTO	DELI	M 18:50	BOLINGBROOK
205	2334	SCOTT	PIERCE	M 18:52	DEERFIELD
206	2602	RASHAUN	WARNER	M 18:53	HOMWOOD-FLOSSMOOR
207	2840	DAVID	CARLSON	M 19:05	LATIN SCHOOL
208	2642	RYAN	LEY	M 19:06	KETTERING ARCH. ALTER
209	3073	ANDREW	FOX	M 19:08	LOYOLA ACADEMY
210	2639	CHUCKIE	EISENHAUER	M 19:10	KETTERING ARCH. ALTER
211	2075	ALEX	RAMIREZ	M 19:11	BOLINGBROOK
212	2903	BROGAN	FASO	M 19:12	LINCOLN PARK
213	2140	SETH	PEYLA	M 19:15	CATHOLIC ACADEMY
214	3904	URIEL	MANDUJANO	M 19:15	WAUKEGAN
215	2386	CALEB	FLACK	M 19:17	F.W. PARKER
216	2905	ERIC	HERREA	M 19:18	LINCOLN PARK
217	1344	RYAN	FITZPATRICK	M 19:18	MOUNT CARMEL HS
218	3908	EDGAR	OLAYO	M 19:19	WAUKEGAN
219	1336	ALEX	ASTA	M 19:21	MOUNT CARMEL HS
220	2252	ROBERT	SMOLIK	M 19:21	CONANT
221	3793	SAM	HATTAWAY	M 19:21	SHAWNEE MISSION EAST
222	2588	MIKE	BRUNNER	M 19:22	HOMWOOD-FLOSSMOOR
223	2510	FRED	JAEGER	M 19:26	GLENBARD SOUTH
224	3903	BRADLEY	LUDOWISE	M 19:28	WAUKEGAN
225	2358	KEVIN	CLARK	M 19:32	ELMWOOD PARK
226	415	BLAKE	BEAUMERT	M 19:34	GLENBARD WEST
227	3578	JACOB	TURNER	M 19:36	PAYTON PREP
228	3861	SAM	SENTONGO	M 19:37	UNIVERSITY (CHICAGO)
229	2039	JORDAN	VILLANUEVA	M 19:38	AURORA EAST
230	1352	MATT	MERCHANT	M 19:48	MOUNT CARMEL HS
231	2131	JEREMY	ADAMS	M 19:49	CATHOLIC ACADEMY
232	3725	STEVEN	WROBEL	M 19:50	RIDGEWOOD
233	2855	SPENSER	SMITH	M 19:50	LATIN SCHOOL
234	3854	BEN	MEYER	M 19:51	UNIVERSITY (CHICAGO)
235	2413	LOGAN	MAAG	M 19:52	FINDLAY LIBERTY-BENTON
236	2345	JACK	UMLAUF	M 19:55	DEERFIELD
237	3596	ALBERT	ASTORGA	M 20:01	PROVISO WEST
238	2368	MIKE	VUJNOVICH	M 20:04	ELMWOOD PARK
239	2077	BRIAN	RUIZ	M 20:06	BOLINGBROOK
240	3724	JUAN	SILVA	M 20:10	RIDGEWOOD

38th Annual Sean Earl Loyola Lakefront Invitational
Chicago, IL
October 2, 2010

VARSIY BOYS OVERALL RESULTS

Place	No.	First	Name	S Time	School
241	3657	MARK	MARQUEZ	M 20:12	RAUNER COLLEGE PREP
242	2592	EPHRAIM	DORSEY	M 20:16	HOMWOOD-FLOSSMOOR
243	2022	MARCOS	GOMEZ	M 20:17	AURORA EAST
244	3910	OLIVER	SANCHEZ	M 20:17	WAUKEGAN
245	2142	ZACH	SIEGFRIED	M 20:22	CATHOLIC ACADEMY

PEORIA HIGH SCHOOL

Cross Country Invitational - October 2, 2010

BOYS Varsity Team Results

Place Score SCHOOL (Total, Average, Pack Times)

Place	Score	SCHOOL	(Total, Average, Pack Times)
1.	109	PROSPECT HS	(1:16:52, 15:22.25, 0:29)
	8	13	26
		27	35
			(61) (104)
2.	207	SANDBURG EAGLES	(1:18:08, 15:37.44, 0:25)
	22	28	48
		54	55
			(79) (98)
3.	213	SPRINGFIELD HS	(1:17:55, 15:34.98, 1:16)
	5	16	33
		64	95
			(115) (163)
4.	251	NORMAL WEST	(1:18:16, 15:39.02, 1:21)
	4	12	41
		93	101
			(186) (236)
5.	252	MCHENRY HS	(1:18:44, 15:44.64, 0:29)
	32	34	49
		60	77
			(106) (273)
6.	317	YORK DUKES	(1:19:24, 15:52.60, 0:52)
	29	36	46
		90	116
			(179)
7.	318	MT ZION HS	(1:19:01, 15:48.13, 1:17)
	11	21	40
		118	128
			(224) (249)
8.	345	EDWARDSVILLE HS	(1:19:06, 15:49.19, 1:42)
	2	42	84
		100	117
			(125) (149)
9.	353	FENWICK HS	(1:19:15, 15:50.86, 1:29)
	10	18	30
		144	151
			(206) (245)
10.	366	MUNDELEIN HS	(1:19:46, 15:57.07, 1:03)
	17	47	88
		102	112
			(173) (211)
11.	369	PEKIN COMMUNITY HS	(1:19:48, 15:57.53, 1:06)
	15	74	78
		91	111
			(280) (305)
12.	400	ROLLING MEADOWS HS	(1:20:16, 16:03.10, 0:30)
	58	65	82
		87	108
			(138) (164)
13.	412	HINSDALE SOUTH	(1:20:02, 16:00.35, 1:18)
	9	67	83
		124	129
			(190) (300)
14.	462	PEORIA NOTRE DAME	(1:20:37, 16:07.25, 1:13)
	23	72	73
		142	152
			(177) (197)
15.	485	SPARTA HS	(1:20:33, 16:06.49, 1:48)
	14	50	96
		107	218
			(270)
16.	534	BENET ACADEMY	(1:21:10, 16:13.99, 0:57)
	62	63	76
		153	180
			(216) (320)
17.	546	MORTON HS	(1:21:17, 16:15.36, 1:23)
	45	69	103
		109	220
			(279) (298)
18.	553	DIXON HS	(1:21:15, 16:14.91, 1:24)
	20	80	131
		147	175
			(262) (354)
19.	557	GLENBARD EAST	(1:21:25, 16:16.88, 1:13)
	24	114	132
		133	154
			(171) (183)
20.	578	STEVENSON	(1:21:08, 16:13.41, 2:03)
	7	59	137
		143	232
			(252) (290)
21.	630	GLENBROOK NORTH HS	(1:21:24, 16:16.69, 1:53)
	6	75	172
		176	201
			(209) (246)
22.	640	ALLEMAN HS	(1:21:55, 16:22.97, 2:00)
	38	44	126
		141	291
			(292) (315)
23.	649	BENSENVILLE FENTON	(1:21:59, 16:23.77, 1:25)
	53	71	110
		178	237
			(241) (285)
24.	660	DANVILLE HS	(1:22:11, 16:26.19, 2:01)
	25	94	121
		148	272
			(297) (309)
25.	681	HOFFMAN ESTATES	(1:22:28, 16:29.59, 0:50)
	70	113	155
		161	182
			(244) (301)
26.	704	METAMORA	(1:22:29, 16:29.72, 1:05)
	56	122	162
		170	194
			(225) (255)
27.	741	GLENBROOK SOUTH	(1:22:44, 16:32.77, 1:17)
	57	99	156
		199	230
			(248) (269)

28.	773 EAST PEORIA					(1:22:57, 16:35.30, 1:40)
	39 92 168 223	251	(324)	(337)		
29.	778 BLOOMINGTON HS					(1:22:56, 16:35.16, 1:57)
	43 52 119 275	289	(307)	(311)		
30.	794 HUNTLEY					(1:23:10, 16:37.94, 0:54)
	86 130 158 205	215	(310)			
31.	807 MATTOON HS					(1:22:40, 16:31.93, 2:44)
	3 89 193 239	283	(321)	(340)		
32.	813 NORMAL COMMUNITY					(1:23:10, 16:37.98, 1:35)
	51 85 187 240	250	(256)	(267)		
33.	850 PLAINFIELD CENTRAL HS					(1:23:34, 16:42.74, 1:09)
	81 140 169 217	243	(276)	(296)		
34.	916 CARY-GROVE					(1:24:00, 16:47.89, 0:39)
	123 174 189 208	222	(233)	(287)		
35.	917 CARMEL HS					(1:23:49, 16:45.72, 2:01)
	19 134 253 254	257	(277)	(288)		
36.	921 MT VERNON					(1:24:02, 16:48.29, 0:49)
	105 160 212 213	231	(271)	(335)		
37.	929 TREMONT HS					(1:24:19, 16:51.73, 2:37)
	37 165 196 200	331	(333)	(349)		
38.	943 STERLING HS					(1:24:14, 16:50.72, 2:14)
	31 97 238 274	303	(329)			
39.	975 RICHWOODS					(1:24:30, 16:53.81, 1:01)
	127 145 214 221	268	(282)	(302)		
40.	994 GALESBURG HS					(1:25:00, 16:59.90, 1:39)
	120 135 136 284	319	(323)	(336)		
41.	1009 BELLEVILLE WEST					(1:24:45, 16:56.97, 1:00)
	139 181 192 219	278	(293)	(304)		
42.	1028 VERNON HILLS HS					(1:24:49, 16:57.75, 0:45)
	150 191 198 228	261	(263)	(322)		
43.	1116 BELLEVILLE EAST HS					(1:25:33, 17:06.44, 1:45)
	68 195 259 295	299	(314)	(360)		
44.	1124 CHAMPAIGN CENTRAL					(1:25:48, 17:09.57, 1:32)
	157 204 210 226	327	(347)	(373)		
45.	1147 SALEM COMMUNITY HS					(1:26:11, 17:14.06, 2:05)
	66 166 281 316	318	(339)	(357)		
46.	1183 CENTRALIA HS					(1:26:01, 17:12.14, 0:51)
	184 185 234 286	294	(306)	(312)		
47.	1205 PRINCETON HS					(1:26:24, 17:16.64, 1:23)
	188 202 229 258	328	(361)			
48.	1220 MAINE EAST					(1:26:10, 17:13.96, 0:30)
	207 235 247 265	266				
49.	1371 BLOOMINGTON CENTRAL CATHO					(1:28:38, 17:43.54, 2:03)
	167 203 317 332	352	(365)	(366)		
50.	1395 GRANITE CITY					(1:28:46, 17:45.08, 1:57)
	159 242 308 338	348	(351)	(358)		
51.	1411 DECATUR MACARTHUR					(1:31:14, 18:14.60, 5:08)
	1 326 353 364	367	(370)			
52.	1474 ALTON HS					(1:30:58, 18:11.42, 2:46)
	146 264 346 356	362				
53.	1574 ROCKFORD GUILFORD					(1:30:14, 18:02.79, 1:09)
	260 313 325 334	342	(344)	(372)		
54.	1614 PEORIA HS					(1:32:01, 18:24.20, 2:10)
	227 330 343 355	359	(363)	(371)		
55.	1773 LANPHIER					(1:35:34, 19:06.68, 1:30)
	341 345 350 368	369				

□

PEORIA HIGH SCHOOL

Cross Country Invitational - October 2, 2010

BOYS Varsity Individual Results

OVERALL BIB FIRST SECOND

PLACE NO. NAME SCHOOL 1 MILE 2 MILE SPLIT 3 MILE SPLIT HALF HALF

1.	990	Michael Clevenger	DECATUR MACARTHUR	4:56.2	10:01.6 (5:05.4)	14:40.7 (4:39.2)	7:27.8	7:12.9
2.	599	Garrett Sweatt	EDWARDSVILLE HS	4:50.5	9:54.0 (5:03.5)	14:41.6 (4:47.7)	7:20.9	7:20.8
3.	707	Joe Calio	MATTOON HS	4:58.2	10:03.5 (5:05.3)	14:51.7 (4:48.2)	7:29.4	7:22.3
4.	784	Bryce Basting	NORMAL WEST	4:55.2	10:03.5 (5:08.3)	14:56.0 (4:52.6)	7:28.5	7:27.6
5.	918	Michael Simon	SPRINGFIELD HS	4:53.1	10:02.0 (5:08.9)	14:59.1 (4:57.1)	7:27.7	7:31.4
6.	635	Nick Hall	GLENBROOK NORTH HS	4:56.0	10:05.8 (5:09.8)	15:00.6 (4:54.8)	7:28.8	7:31.8
7.	939	Kevin Wood	STEVENSON	4:51.9	10:01.9 (5:10.0)	15:04.2 (5:02.3)	7:26.2	7:38.0
8.	849	Kellen Strobel	PROSPECT HS	4:56.5	10:02.9 (5:06.3)	15:07.2 (5:04.4)	7:27.8	7:39.4
9.	661	Donald Desalvo	HINSDALE SOUTH	4:54.1	10:05.9 (5:11.8)	15:08.7 (5:02.8)	7:27.8	7:40.9
10.	602	Ryan Clardy	FENWICK HS	4:56.3	10:05.7 (5:09.4)	15:09.4 (5:03.7)	7:29.5	7:39.9
11.	755	Caleb Abfall	MT ZION HS	4:58.2	10:06.4 (5:08.2)	15:10.1 (5:03.7)	7:31.3	7:38.8
12.	790	Drew Kerschietter	NORMAL WEST	4:55.0	10:03.5 (5:08.5)	15:10.3 (5:06.7)	7:28.5	7:41.8
13.	850	Mike Thill	PROSPECT HS	4:57.1	10:02.9 (5:05.8)	15:10.6 (5:07.7)	7:28.2	7:42.4
14.	908	Wade Reeves	SPARTA HS	4:55.6	10:10.0 (5:14.4)	15:14.1 (5:04.0)	7:31.2	7:42.8
15.	800	Tyler Veerman	PEKIN COMMUNITY HS	4:56.0	10:09.8 (5:13.8)	15:14.5 (5:04.7)	7:30.7	7:43.8
16.	916	Nick Moore	SPRINGFIELD HS	4:58.7	10:09.6 (5:10.9)	15:15.0 (5:05.4)	7:32.1	7:42.9
17.	771	Robbie Munnings	MUNDELEIN HS	5:07.5	10:17.9 (5:10.4)	15:17.3 (4:59.4)	7:39.7	7:37.6
18.	600	Ian Barnett	FENWICK HS	4:54.6	10:10.3 (5:15.7)	15:19.1 (5:08.8)	7:30.3	7:48.8
19.	530	Kj Matuszak	CARMEL HS	4:55.5	10:10.3 (5:14.8)	15:19.7 (5:09.5)	7:31.9	7:47.8
20.	578	Simon Thorpe	DIXON HS	4:58.0	10:14.7 (5:16.7)	15:21.8 (5:07.1)	7:35.4	7:46.4
21.	758	Joe Fritzsche	MT ZION HS	5:11.2	14:53.6 (9:42.4)	15:22.1 (0:28.5)	7:46.2	7:35.9
22.	894	Pat McMahon	SANDBURG EAGLES	4:59.0	10:11.2 (5:12.2)	15:22.6 (5:11.4)	7:32.7	7:49.9
23.	819	Michael Kouri	PEORIA NOTRE DAME	5:00.8	10:14.9 (5:14.2)	15:26.0 (5:11.1)	7:35.0	7:51.0
24.	624	Mike Fahey	GLENBARD EAST	5:05.7	10:29.1 (5:23.3)	15:27.1 (4:58.1)	7:47.8	7:39.3
25.	566	Johnny	DANVILLE HS	4:55.8	10:14.5 (5:18.7)	15:27.6 (5:13.1)	7:33.3	7:54.3

Leverenz							
26.	848 Greg Netols	PROSPECT HS	4:57.2	10:13.9 (5:16.7)	15:28.0 (5:14.0)	7:31.1	7:56.9
27.	843 Josh Campos	PROSPECT HS	4:57.3	10:13.9 (5:16.7)	15:29.4 (5:15.5)	7:31.1	7:58.3
28.	896 Mitch Rees	SANDBURG EAGLES	4:58.9	10:21.2 (5:22.3)	15:29.9 (5:08.7)	7:37.6	7:52.2
29.	974 Adam Varnes	YORK DUKES	4:58.0	10:20.5 (5:22.4)	15:31.8 (5:11.3)	7:39.1	7:52.7
30.	601 Steve Blazer	FENWICK HS	4:51.6	10:19.2 (5:27.6)	15:32.3 (5:13.2)	7:32.3	8:00.0
31.	926 Jacob Landis	STERLING HS	5:05.6	10:21.4 (5:15.8)	15:32.6 (5:11.1)	7:40.9	7:51.6
32.	718 Alex Heinz	MCHENRY HS	5:09.3	10:27.5 (5:18.2)	15:32.8 (5:05.3)	7:45.9	7:47.0
33.	919 Cameron Stuva	SPRINGFIELD HS	5:02.3	10:22.7 (5:20.4)	15:33.1 (5:10.5)	7:40.4	7:52.7
34.	717 Schod Graves	MCHENRY HS	5:04.1	10:20.8 (5:16.7)	15:35.1 (5:14.3)	7:41.9	7:53.2
35.	842 Matt Ashton	PROSPECT HS	4:57.0	10:15.8 (5:18.7)	15:36.1 (5:20.4)	7:31.0	8:05.1
36.	970 Eric Glaubke	YORK DUKES	4:58.9	10:22.3 (5:23.5)	15:37.0 (5:14.7)	7:38.7	7:58.3
37.	940 Cole Dill	TREMONT HS	5:07.3	10:27.7 (5:20.4)	15:37.4 (5:09.7)	7:46.6	7:50.8
38.	446 Matt Billingsley	ALLEMAN HS	5:06.6	10:27.2 (5:20.6)	15:37.9 (5:10.7)	7:45.6	7:52.3
39.	582 Kevin Eades	EAST PEORIA	5:08.4	10:31.7 (5:23.3)	15:38.9 (5:07.1)	7:46.7	7:52.1
40.	757 Jake Brown	MT ZION HS	5:11.6	15:06.5 (9:54.9)	15:39.1 (0:32.7)	7:47.5	7:51.6
41.	791 Peyton Scheuermann	NORMAL WEST	5:04.1	10:26.4 (5:22.3)	15:39.6 (5:13.3)	7:42.2	7:57.4
42.	597 Chad Maxwell	EDWARDSVILLE HS	5:00.4	10:23.8 (5:23.3)	15:39.6 (5:15.9)	7:39.6	8:00.0
43.	521 Kyle Odaniel	BLOOMINGTON HS	5:06.4	10:33.9 (5:27.6)	15:39.9 (5:06.0)	7:47.9	7:52.0
44.	445 Ethan Adlfinger	ALLEMAN HS	5:01.8	10:22.5 (5:20.7)	15:40.1 (5:17.6)	7:38.6	8:01.5
45.	737 Austin Bradford	MORTON HS	4:59.0	10:15.3 (5:16.2)	15:40.2 (5:24.9)	7:34.8	8:05.3
46.	968 Tim Cooney	YORK DUKES	5:02.3	10:27.6 (5:25.3)	15:40.2 (5:12.6)	7:43.1	7:57.1
47.	770 Martin Mena	MUNDELEIN HS	4:55.4	10:21.3 (5:25.9)	15:40.7 (5:19.4)	7:35.2	8:05.5
48.	892 Alex Kordas	SANDBURG EAGLES	5:05.5	10:26.6 (5:21.1)	15:41.8 (5:15.2)	7:43.3	7:58.5
49.	723 Tay Tomal	MCHENRY HS	5:06.6	10:30.1 (5:23.6)	15:43.2 (5:13.1)	7:47.1	7:56.1
50.	906 Jon Hill	SPARTA HS	4:55.7	10:25.0 (5:29.3)	15:43.5 (5:18.5)	7:37.2	8:06.3
51.	780 Ryan Oleary	NORMAL COMMUNITY	5:04.5	10:24.9 (5:20.5)	15:44.3 (5:19.4)	7:42.6	8:01.7
52.	520 Coleman Mullenix	BLOOMINGTON HS	5:07.0	10:34.0 (5:27.0)	15:45.2 (5:11.2)	7:48.4	7:56.9
53.	498 Rob Howe	BENSENVILLE FENTON	5:01.6	10:25.8 (5:24.2)	15:45.5 (5:19.7)	7:38.3	8:07.3
54.	891 Derek Hevel	SANDBURG EAGLES	4:56.9	10:21.8 (5:24.8)	15:46.3 (5:24.5)	7:34.4	8:11.8
55.	895 Jimmy	SANDBURG	5:05.4	10:30.3 (5:24.9)	15:46.8 (5:16.5)	7:45.0	8:01.8

	Panozzo	EAGLES						
56.	730 Kevin Kamm	METAMORA	5:09.4	10:30.5 (5:21.1)	15:47.2 (5:16.7)	7:46.3	8:00.9	
57.	640 Brad Berg	GLENBROOK SOUTH	5:10.5	10:37.9 (5:27.4)	15:49.2 (5:11.3)	7:52.5	7:56.7	
58.	873 Alex Duman	ROLLING MEADOWS HS	5:08.3	10:36.5 (5:28.2)	15:49.9 (5:13.4)	7:50.2	7:59.7	
59.	933 Alex Goldberg	STEVENSON	5:08.8	10:34.4 (5:25.6)	15:50.8 (5:16.4)	7:48.3	8:02.5	
60.	722 Calvin Quarterman	MCHENRY HS	5:13.1	10:41.1 (5:28.1)	15:50.9 (5:09.8)	7:54.1	7:56.8	
61.	846 Bobby Koetgen	PROSPECT HS	4:57.7	10:21.0 (5:23.3)	15:50.9 (5:29.9)	7:34.4	8:16.6	
62.	491 Matt Rurka	BENET ACADEMY	5:08.5	10:29.9 (5:21.4)	15:51.0 (5:21.1)	7:45.8	8:05.2	
63.	494 Anton Versahy	BENET ACADEMY	5:18.0	10:50.7 (5:32.7)	15:52.9 (5:02.2)	8:03.0	7:49.9	
64.	912 Sam Cross	SPRINGFIELD HS	5:10.4	10:38.2 (5:27.8)	15:53.2 (5:15.0)	7:51.7	8:01.6	
65.	875 Jp Manzanare	ROLLING MEADOWS HS	5:10.3	10:32.6 (5:22.3)	15:53.4 (5:20.8)	7:49.6	8:03.8	
66.	887 Jacob Hesper	SALEM COMMUNITY HS	5:17.2	10:44.9 (5:27.7)	15:55.3 (5:10.5)	7:59.9	7:55.4	
67.	662 Matthew Desalvo	HINSDALE SOUTH	5:05.0	10:34.4 (5:29.4)	15:56.7 (5:22.3)	7:48.8	8:07.9	
68.	465 Joe Cheatham	BELLEVILLE EAST HS	5:11.6	10:35.9 (5:24.3)	15:57.1 (5:21.2)	7:50.8	8:06.3	
69.	742 Nick Piper	MORTON HS	5:08.5	15:27.7 (10:19.2)	15:57.5 (0:29.8)	7:48.7	8:08.8	
70.	674 Kevin Lang	HOFFMAN ESTATES	4:56.0	10:28.0 (5:32.0)	15:58.0 (5:30.1)	7:37.6	8:20.4	
71.	504 Fabiel Urzua	BENSENVILLE FENTON	5:03.1	10:31.8 (5:28.7)	15:58.2 (5:26.4)	7:45.4	8:12.8	
72.	813 Michael Birkel	PEORIA NOTRE DAME	5:15.8	10:41.5 (5:25.8)	15:58.5 (5:17.0)	7:56.4	8:02.1	
73.	816 Paul Fortin	PEORIA NOTRE DAME	5:14.1	10:41.0 (5:26.9)	15:58.6 (5:17.6)	7:54.9	8:03.7	
74.	795 Kris Clark	PEKIN COMMUNITY HS	4:59.1	10:30.0 (5:31.0)	15:59.6 (5:29.6)	7:42.6	8:17.0	
75.	632 David Baker	GLENBROOK NORTH HS	5:11.9	10:42.1 (5:30.2)	15:59.6 (5:17.5)	7:55.8	8:03.8	
76.	493 Marlon Torres	BENET ACADEMY	5:16.6	10:41.3 (5:24.6)	16:00.3 (5:19.0)	7:59.5	8:00.8	
77.	724 Cody Wallstrom	MCHENRY HS	5:13.0	10:40.2 (5:27.2)	16:01.2 (5:20.9)	7:54.7	8:06.5	
78.	793 Adam Bollinger	PEKIN COMMUNITY HS	5:06.2	10:34.4 (5:28.2)	16:02.0 (5:27.6)	7:47.2	8:14.9	
79.	898 Mike Tortorelli	SANDBURG EAGLES	5:04.3	10:35.1 (5:30.9)	16:02.1 (5:26.9)	7:47.0	8:15.0	

80.	573	Aaron Grady	DIXON HS	5:14.3	10:46.5 (5:32.3)	16:03.3 (5:16.8)	7:57.9	8:05.4
81.	824	Brad Anderson	PLAINFIELD CENTRAL HS	5:10.1	10:40.7 (5:30.6)	16:03.5 (5:22.8)	7:52.6	8:10.9
82.	879	Brendan Thielsen	ROLLING MEADOWS HS	5:09.4	10:45.0 (5:35.7)	16:03.7 (5:18.6)	7:53.6	8:10.1
83.	666	Eric Longoria	HINSDALE SOUTH	5:13.9	10:46.6 (5:32.6)	16:05.3 (5:18.7)	7:57.1	8:08.2
84.	590	Austin Abegg	EDWARDSVILLE HS	5:08.0	10:40.3 (5:32.3)	16:05.3 (5:25.0)	7:51.1	8:14.2
85.	774	Quinn Biever	NORMAL COMMUNITY	5:11.6	10:37.7 (5:26.0)	16:06.4 (5:28.7)	7:51.4	8:15.0
86.	684	Sam Marcuccelli	HUNTLEY	5:09.2	10:40.7 (5:31.6)	16:06.7 (5:26.0)	7:53.4	8:13.3
87.	880	Eric Ure	ROLLING MEADOWS HS	5:08.3	10:42.0 (5:33.8)	16:09.7 (5:27.6)	7:52.1	8:17.5
88.	772	Giancarlo Vassallo	MUNDELEIN HS	5:10.5	10:39.2 (5:28.7)	16:09.8 (5:30.6)	7:50.8	8:19.1
89.	711	John Righter	MATTOON HS	5:23.2	15:40.1 (10:16.9)	16:10.9 (0:30.8)	8:08.1	8:02.8
90.	971	Matt Helm	YORK DUKES	5:08.9	10:47.4 (5:38.5)	16:11.2 (5:23.8)	7:53.3	8:17.9
91.	799	Travis Park	PEKIN COMMUNITY HS	5:06.2	10:38.5 (5:32.3)	16:11.7 (5:33.2)	7:48.6	8:23.1
92.	584	Alec Gonzalez	EAST PEORIA	5:12.5	10:43.2 (5:30.6)	16:12.0 (5:28.9)	7:54.1	8:18.0
93.	789	Jeremy Kemp	NORMAL WEST	5:10.1	10:47.6 (5:37.5)	16:13.0 (5:25.4)	7:55.6	8:17.4
94.	562	Matt Cleveland	DANVILLE HS	5:03.6	10:33.1 (5:29.5)	16:13.2 (5:40.1)	7:43.0	8:30.2
95.	914	Nathan Hoffman	SPRINGFIELD HS	5:10.7	10:41.9 (5:31.1)	16:14.5 (5:32.6)	7:53.3	8:21.2
96.	902	Wes Bradshaw	SPARTA HS	5:10.6	10:49.4 (5:38.7)	16:14.7 (5:25.3)	7:56.5	8:18.2
97.	924	Dylan Harkness	STERLING HS	5:20.3	15:46.8 (10:26.5)	16:15.0 (0:28.1)	8:09.2	8:05.8
98.	897	Michael Sawyers	SANDBURG EAGLES	5:06.5	10:46.2 (5:39.7)	16:15.6 (5:29.5)	7:52.4	8:23.2
99.	645	Sam Stanek	GLENBROOK SOUTH	5:12.9	10:53.4 (5:40.4)	16:16.1 (5:22.7)	8:00.9	8:15.2
100.	596	Michael Gorsage	EDWARDSVILLE HS	5:06.6	10:40.3 (5:33.7)	16:16.1 (5:35.8)	7:49.0	8:27.1
101.	792	Caleb Wiebenga	NORMAL WEST	5:10.1	10:47.7 (5:37.6)	16:16.2 (5:28.5)	7:55.7	8:20.5
102.	765	Oscar Garcia	MUNDELEIN HS	5:10.6	10:48.9 (5:38.4)	16:17.4 (5:28.4)	7:57.1	8:20.3
103.	744	Nick Steffen	MORTON HS	5:15.7	10:51.1 (5:35.4)	16:17.7 (5:26.6)	8:02.0	8:15.7
104.	851	Alec Wolfe	PROSPECT HS	5:13.7	10:51.1 (5:37.5)	16:17.8 (5:26.7)	7:59.4	8:18.5
105.	751	Trace Turner	MT VERNON	5:14.9	10:46.1 (5:31.2)	16:17.9 (5:31.8)	7:59.8	8:18.0
106.	716	Devin Friske	MCHENRY HS	5:21.0	15:49.0 (10:28.0)	16:18.2 (0:29.2)	8:03.8	8:14.4



SANDBURG CROSS COUNTRY

NEWS AND NOTES

Northside/Southside Nike Chicago Marathon Challenge

RUNNERS OF THE WEEK: The Horsemen (Dee, Letz, Stefik, Hogan), Mitch Rees

Sunday, Oct. 10, 2010

Mid 60's, calm

COACH'S COMMENTS:

The Nike Northside/Southside Challenge provided seven of our guys an unforgettable experience. To be able to race down Michigan Avenue and into the Chicago Marathon finish line was something special. **Lukas Verzbicas** knocked the race out of the park by blitzing at 4:43 pace to easily win. What was cool for me was seeing our guys make the turn at Roosevelt not far behind. **Mitch Rees** ran a fantastic race, almost pulling out a 2nd place before getting knocked off by a couple of Neuqua Valley guys. He still managed to come in 5th right behind a guy who ran 15:09 at Detweiller a month ago. He is going to need to finish that race and pull out ahead of those one or two guys next week at conference in order for us to win. Let's also see if he can get those kids at Sectionals when we see NV again. **Doc McMahon** also ran really well. Running up that hill and into the sprint finish was good practice for finishing strong. Next week Doc will need to make the move heading into the woods with 1k to go and blitz around the blind turns. **Mike Tortorelli** is getting better every week and returning close to true form. **Jimmy** and **AK** continue to be solid performers for us and will be keys to success next week and beyond. **Aaron Graves** made me really proud. It's obvious he has emerged as a strong varsity runner and I wanted to give him that chance to race. He is going to run the sophomore level this week and help lead the Horsemen to a tough battle against LWC. We are going to need all seven guys coming in front of LWC's fifth. Everyone has a job. Next week's varsity race will be similar to this race in that it will be a virtual dual meet and we will need to close the door and get the job done or else we'll be a couple points out of the running again. Two places we will win conference next week: the half mile after the mile mark will need to have a really strong move and making some space heading into the woods and rolling through. Emerging from the woods is 300 meters to go. Remember: every pass of a Lockport or LWC guy is a 2 point swing. It's going to be a less than 10 point difference on both levels, so let's get after them and get it done.

Wow, it's hard to believe that we have reached the Conference week already. This serves, once again, to remind us how brief our time is and how we are obligated to take advantage of opportunities while they are in front of us. Talk to the seniors this week and you will realize how quickly your time goes by in high school. The greatest accomplishment you can have in this sport is to finish your senior year with no regrets. If you can run your final race and believe that you worked as hard as you could, treated others with care, decency and class, acted as a leader, contributed positively in every way possible, then you can leave with the greatest award possible: the feeling that you did the best you could with the time you had. You will be a champion.

As we run our final race(s) of the season, I ask that you make sure that you give it your best shot and run with confidence. It is an endless belief in yourself that will be your greatest asset in your final race(s). Going to the starting line with a doubt is essentially guaranteeing a poor performance. Believe in yourself and be bold.

TIDBITS: >>

- ✓ Turn in gear next Monday. We'll do Runners of the Week, etc. and collect gear. You will not receive any awards or patches at Awards Night if you do not attend next Monday's practice. You will also be fined. This meeting is mandatory. You MUST bring your gear unless you are competing at Regionals.
- ✓ We will be taking around 12 runners to the state series. Alternates will be the coaches' decision. Alternates are based on times, attitude, and probability to run state in the future. They are based on the team's best interests. We always want to look to the future and get runners experience.
- ✓ We DO NOT have the varsity Top Seven already decided. Don't assume that you don't have a chance to make the varsity if you haven't yet. We have a month until State.
- ✓ Congratulations to the seniors. Thank you for your hard work and commitment to the team. Savor your last moments of high school cross country. You will be missed!!

WHAT'S NEXT: Conference at Joliet/Channahon Park on Saturday. Goals: win all levels. All 14 non-open runners need to have this year's warm ups.

SWSC lineup:

Varsity: Verzbicas, Rees, McMahon, Tortorelli, Kordas, Panozzo, Sawyers

Soph: Graves, Letz, Stefik, Dee, Hogan, Sawyers, ?

1. Neuqua Valley—23 2. Sandburg—36 3. Rolling Meadows—116 4. L-Way Central—128

- 1. Verzbicas 12:24 (4:43 pace)
- 5. Rees 13:20 (5:04 pace)
- 7. McMahon 13:27 (5:07 pace)
- 11. Kordas 13:45 (5:14 pace)
- 12. Tortorelli 13:47 (5:15 pace)
- 13. Panozzo 13:47 (5:15 pace)
- 20. Graves 13:55 (5:18 pace)

Sandburg

CROSS COUNTRY



SANDBURG CROSS COUNTRY

NEWS AND NOTES

RUNNERS OF THE WEEK: Mike Tortorelli, Jeff Lahucik, Kevin Koch

SWSC

Saturday, Oct. 16, 2010

High 60's, slight wind

COACH'S COMMENTS: Congratulations on a sweep of the SWSC!!!

Wonderful job this season. Hopefully as you reflect on the season you will be filled with a sense of pride, knowing that you did everything you could as a runner and a teammate to contribute. If you do reflect on the season and can think of the ways in which you contributed in different meaningful ways, then you really do have a lot to be proud of.

Congratulations to **Lukas Verzbicas** and **Mike Von Borstel** who were conference champions. Congrats, also to our All-Conference runners listed below. The sophomore group ran really well to take home the title. **Aaron Graves** battled tough against the LWC runner to lead us with a second place finish. **Chris Hogan** had the race of the day with a 3rd place effort. He refused to let the LWC beat him and earned a spot on the state roster. **Ethan Dee** and **Mike Stefik** completed terrific sophomore season as our horsemen and got the job done once again with All-Conference honors. **Bill Sieczkowski** took full advantage of his opportunity to race and came up huge for us with an All-Conference spot as our fifth scorer. Finally **Nicholas Prajka** stepped into the spot at the last minute when Letz couldn't run and made himself ready to go. I hope the sophomores all realize what they are capable of and the amount of hard work and commitment it will take to get there. It will take people running year round. And to the freshmen: it is going to take a huge commitment to defend the conference title next year. Something to keep in mind: there was not one runner who ran the Sophomore race who ran it last year. They all ran the open race and decided in the off season to make themselves great. You can do the same thing this year.

In one of the best moments of the season for me, I ran to see **Lukas** break the course record and ran down to the opening of the woods and saw three blue jerseys emerge. We had planned on hitting the woods hard but to see it in action was amazing. We entered the woods in the thick of battle and exited clear conference champions when **Rees-McMahon-Torts** popped out of the woods ahead of Lockport's number 2. **Jimmy** and **Kordas** struggled a little in the final mile of the race, but held on to stick it to Lockport's #5. We'll need to be back on track in the coming weeks for us to get the same job done at the sectional and state meets. **Michael Sawyers** also did his job. I asked him to find Lockport's 5 and do whatever he has to to beat him. Throughout the race the five man was tailing Sawyers the whole way but he toughed it out to stick them with another point.

The open race gave us an opportunity to show off how many people we have working so hard. Our depth was apparent. **Mike Von Borstel** had a great race to run to victory in a time that would have earned him All-Conference honors in the varsity race. Von Borstel is a great lesson: two years ago he ran at conference on the same course and ran 19:46, now he is running over three minutes faster. **Mitch Rees** is another example of that. Two years ago he ran 18:33, now also almost three minutes faster. **Jeff Lahucik** came storming back to form with a fantastic time as well. His ability to work through difficulties in the mid season is the reason why he made the state roster and will race in the IHSA Regional and perhaps beyond. Some underclassmen ran really well having to run against juniors and seniors. **Adam Gleisner**, **Nathan Bailey**, **Paul Gardner**, and **Will Becker** showed a ton of potential for the coming years and will be huge factors in our ability to win the SWSC Sophomore title in 2011. To give you an example, **Aaron Graves** wasn't on the sophomore top seven last year and ran in the SWSC open race, and this year he almost won the sophomore race, placing 2nd. He was willing to put in the consistent, everyday effort. This can happen for anyone who works seriously.

All Conference Runners: **Lukas Verzbicas**, **Pat McMahon**, **Mitch Rees**, **Mike Tortorelli**, **Jimmy Panozzo**
F/S All Conference: **Aaron Graves**, **Chris Hogan**, **Ethan Dee**, **Mike Stefik**, **Bill Sieczkowski**, **Matt Sawyers**
Regionals: We will see how the week goes, but everyone should be ready to run. All 12 roster runner should bring their uniform and spikes to the race on Saturday.

TIDBITS: >>Turn in Gear. >>Run Polar Bear, Join Track, Run CC Summer Camp!!! >>Craft Fair Help >>Come to the Regional, Sectional and State meets

WHAT'S NEXT: IHSA Regional starts at 10:00—girls, 11:00—boys, Midlothian Meadows Forest Preserve 153rd and Pulaski. Team bus—9:00 .

IHSA Sectional at Lockport/Dellwood Park on Oct 30th. To get to Dellwood, take 159th to State Street, turn left/south on State and the park will be a mile south on State on the east side of the street. Team bus—TBA

Sophomore:

1. Sandburg—37 2. Lockport—71 3. LWC—77 4. LWE—83 5. Bolingbrook—106 6. Joliet Cent.—146
7. H-F—200 8. Joliet West
2. Graves 5:15—5:43/10:58—5:29 16:27
3. Hogan 5:16—5:45/11:01—5:38 16:39
7. Dee 5:22—5:47/11:09—5:49 16:58
11. Stefik 5:22—5:50/11:12—5:55 17:07
14. Siczkowski 5:24—6:02/11:26—5:47 17:13
15. Ma Sawyers 5:24—6:00/11:24—5:51 17:15
18. N Prajka 5:22—6:06/11:28—6:02 17:30

Varsity:

1. Sandburg—29 2. Lockport—46 3. Joliet C.—83 4. LWE—124 5. H-F—127 6. Joliet W—153
7. LWC—182 8. Bolingbrook—202
- 1 mi 1.5 2 mi 3 mi
1. Verzbicas 4:41—2:29/7:10—2:28/4:57/9:38—4:57 14:35*
3. McMahan 5:08—2:44/7:52—2:40/5:24/10:32—5:14 15:46
4. Rees 5:04—2:41/7:45—2:42/5:23/10:17—5:20 15:47
5. Tortorelli 5:12—2:42/7:54—2:46/5:28/10:40—5:13 15:53
16. Panozzo 5:16—2:45/8:01—2:50/5:35/10:51—5:38 16:29
17. Kordas 5:15—2:44/8:00—2:44/5:28/10:44—5:47 16:31
18. Mi Sawyers 5:12—2:51/8:03—2:55/5:46/10:58—5:38 16:36
* Course Record. 14:42, Matt Withrow, 2003

Open:

- | | | | |
|-----------------|-------|-------------------|-------|
| 1. Von Borstel | 16:16 | 33. Becker | 18:48 |
| 2. Lahucik | 16:27 | 36. Guzinski | 18:53 |
| 3. Osci | 16:47 | 42. Bulhuis | 19:05 |
| 4. Piper | 16:52 | 46. Poe | 19:12 |
| 5. Flaherty | 16:59 | 47. Cleary | 19:12 |
| 7. Butera | 17:07 | 49. Depesa | 19:16 |
| 9. Duffy | 17:10 | 58. Jubaer | 19:32 |
| 11. Lifonti | 17:21 | 59. Woods | 19:38 |
| 12. Birk | 17:33 | 61. Adams | 19:46 |
| 13. Altman | 17:38 | 69. Walls | 20:00 |
| 14. Slattery | 17:40 | 72. Marks | 20:08 |
| 15. T Prajka | 17:55 | 73. Vanderkrabben | 20:10 |
| 17. O'Neill | 18:00 | 75. Stenson | 20:17 |
| 18. Gleisner | 18:02 | 79. Kenes | 20:29 |
| 21. Dewolf | 18:10 | 91. Walsh | 20:59 |
| 22. Fornaris | 18:10 | 92. Faro | 20:59 |
| 25. Bailey | 18:12 | 108. Llereza | 22:16 |
| 26. Smith | 18:16 | 117. Mangold | 22:55 |
| 28. Garnder | 18:31 | 120. Calderon | 23:35 |
| 29. Struzik | 18:32 | 126. Koch | 29:19 |
| 31. Sneideritis | 18:40 | | |

SWSC BLUE CHAMPIONSHIP XX MEET

Race Date

October, 16, 2010

Team Summary Results

Boys

VARSITY BOYS

Class - A Class A

<u>Place</u>	<u>Team</u>	<u>Top 5 Places</u>	<u>Finishers</u>						
			<u>1</u>	<u>2</u>	<u>3</u>	<u>4</u>	<u>5</u>	<u>6*</u>	<u>7*</u>
1	SANDBURG	29	1	3	4	5	16	17	18
		<i>Top 5 Times:</i>	1:18:31.8			<i>Average Time:</i> 15:42.3			
2	LOCKPORT	46	2	6	7	8	23	26	30
		<i>Top 5 Times:</i>	1:20:21.1			<i>Average Time:</i> 16:04.2			
3	JOLIET CENTRAL	83	9	13	19	20	22	31	43
		<i>Top 5 Times:</i>	1:22:39.4			<i>Average Time:</i> 16:31.8			
4	LINCOLN WAY EAST	124	10	12	25	33	44	48	50
		<i>Top 5 Times:</i>	1:24:53.3			<i>Average Time:</i> 16:58.6			
5	HOMWOOD-FLOSSMO	127	14	24	27	28	34	36	37
		<i>Top 5 Times:</i>	1:25:00.5			<i>Average Time:</i> 17:00.1			
6	JOLIET WEST	153	11	21	39	40	42	47	53
		<i>Top 5 Times:</i>	1:26:29.0			<i>Average Time:</i> 17:17.8			
7	LINCOLN WAY CENTRAL	182	29	32	35	41	45	49	56
		<i>Top 5 Times:</i>	1:27:56.3			<i>Average Time:</i> 17:35.2			
8	BOLINGBROOK	202	15	38	46	51	52	54	55
		<i>Top 5 Times:</i>	1:30:12.6			<i>Average Time:</i> 18:02.5			

SWSC BLUE CHAMPIONSHIP XX MEET

Race Date

October 16, 2010

Final Team Results

Boys

VARSITY BOYS

Class - A Class A

<u>Bib No</u>	<u>Name</u>	<u>Overall Place</u>	<u>Cumulative Place</u>	<u>Time</u>	<u>Cumulative Time</u>	<u>Time Back</u>
Team - SANDBURG		Finish Position - 1				
Team Score (places): 29		Team Score (times):		1:18:31.8	Average Time: 15:42.3	
1	181 Lukas Verzbicas	1	1	14:35.2	14:35.2	0:00.0
2	158 Pat McMahon	3	4	15:46.7	30:21.9	1:11.5
3	167 Mitch Rees	4	8	15:47.0	46:08.9	1:11.8
4	179 Mike Tortorelli	5	13	15:53.1	1:02:02.0	1:17.9
5	162 Jimmy Panozzo	16	29	16:29.7	1:18:31.8	1:54.5
6	150 Alex Kordas	17	46	16:31.6	1:35:03.4	1:56.4
7	170 Michael Sawyers	18	64	16:36.5	1:51:39.9	2:01.3
Team - LOCKPORT		Finish Position - 2				
Team Score (places): 46		Team Score (times):		1:20:21.1	Average Time: 16:04.2	
1	49 Sajdak David	2	2	15:20.8	15:20.8	0:00.0
2	77 Razo Thomas	6	8	15:55.8	31:16.7	0:34.9
3	74 Mitsos Ryan	7	15	16:02.3	47:19.0	0:41.4
4	78 Giroux Will	8	23	16:05.7	1:03:24.8	0:44.8
5	75 Hickstien Scott	23	46	16:56.3	1:20:21.1	1:35.4
6	67 Sullivan Matt	26	72	17:01.7	1:37:22.9	1:40.8
7	52 Davalos Gabriel	30	102	17:19.5	1:54:42.5	1:58.6
Team - JOLIET CENTRAL		Finish Position - 3				
Team Score (places): 83		Team Score (times):		1:22:39.4	Average Time: 16:31.8	
1	334 Jed Lafond	9	9	16:07.2	16:07.2	0:00.0
2	317 Will Coble	13	22	16:22.4	32:29.6	0:15.2
3	316 Sam Clinton	19	41	16:37.0	49:06.7	0:29.8
4	335 Jeff Lindstrom	20	61	16:41.7	1:05:48.4	0:34.5
5	323 Carlos Garcia	22	83	16:50.9	1:22:39.4	0:43.7
6	342 Sean Miller	31	114	17:20.8	1:40:00.3	1:13.6
7	329 Leandro Jaime	43	157	17:56.8	1:57:57.1	1:49.6
Team - LINCOLN WAY EAST		Finish Position - 4				
Team Score (places): 124		Team Score (times):		1:24:53.3	Average Time: 16:58.6	
1	452 Nick Sinadinos	10	10	16:12.3	16:12.3	0:00.0
2	449 Tom Rotondi	12	22	16:18.1	32:30.4	0:05.7
3	435 Alex Gilmore	25	47	16:59.2	49:29.7	0:46.8
4	443 Tyler MacKay	33	80	17:22.2	1:06:51.9	1:09.8
5	447 John Mizwicki	44	124	18:01.3	1:24:53.3	1:48.9
6	450 Dan Sapato	48	172	18:15.0	1:43:08.3	2:02.6
7	442 Joe Kowalkowski	50	222	18:20.2	2:01:28.5	2:07.9

SWSC BLUE CHAMPIONSHIP XX MEET

Race Date

October 16, 2010

Final Team Results

Boys

VARSITY BOYS

Class - A Class A

<u>Bib No</u>	<u>Name</u>	<u>Overall Place</u>	<u>Cumulative Place</u>	<u>Time</u>	<u>Cumulative Time</u>	<u>Time Back</u>
Team - HOMEWOOD-FLOSSMOOR				Finish Position - 5		
Team Score (places): 127		Team Score (times):		1:25:00.5	Average Time: 17:00.1	
1	268 Alex Clemetson	14	14	16:23.2	16:23.2	0:00.0
2	277 David McDermott	24	38	16:57.7	33:21.0	0:34.4
3	261 Doug Anderson	27	65	17:03.9	50:25.0	0:40.6
4	270 Cahron Cross	28	93	17:12.0	1:07:37.0	0:48.7
5	274 Kendall Keller	34	127	17:23.5	1:25:00.5	1:00.2
6	272 Princewil Ibe	36	163	17:42.0	1:42:42.6	1:18.7
7	280 Rashaun Warner	37	200	17:42.9	2:00:25.5	1:19.6
Team - JOLIET WEST				Finish Position - 6		
Team Score (places): 153		Team Score (times):		1:26:29.0	Average Time: 17:17.8	
1	400 Sam Wietlispach	11	11	16:14.8	16:14.8	0:00.0
2	388 Hugo Hernandez	21	32	16:46.9	33:01.8	0:32.0
3	382 Sergio Baldobinos	39	71	17:45.1	50:46.9	1:30.2
4	401 Sean Youell	40	111	17:47.7	1:08:34.7	1:32.8
5	398 Tom Sears	42	153	17:54.3	1:26:29.0	1:39.4
6	397 Anthony Schalk	47	200	18:07.6	1:44:36.7	1:52.7
7	390 Brandon Kern	53	253	19:15.3	2:03:52.0	3:00.4
Team - LINCOLN WAY CENTRAL				Finish Position - 7		
Team Score (places): 182		Team Score (times):		1:27:56.3	Average Time: 17:35.2	
1	495 Alex Ahlgrim	29	29	17:18.4	17:18.4	0:00.0
2	504 Erich Eichwald	32	61	17:21.1	34:39.5	0:02.7
3	503 Vince Dinello	35	96	17:24.1	52:03.7	0:05.7
4	516 Kenny Peterson	41	137	17:49.8	1:09:53.5	0:31.4
5	523 Brad Zohrer	45	182	18:02.7	1:27:56.3	0:44.3
6	521 Seamus Wray	49	231	18:18.9	1:46:15.2	1:00.4
7	496 Nick Carr	56	287	20:29.4	2:06:44.7	3:10.9
Team - BOLINGBROOK				Finish Position - 8		
Team Score (places): 202		Team Score (times):		1:30:12.6	Average Time: 18:02.5	
1	235 Stephen Garrett	15	15	16:26.4	16:26.4	0:00.0
2	241 Alex Ramirez	38	53	17:44.6	34:11.1	1:18.1
3	232 Milto Deli	46	99	18:04.3	52:15.4	1:37.8
4	243 Brian Ruiz	51	150	18:43.8	1:10:59.2	2:17.3
5	245 Alex Schlemmel	52	202	19:13.3	1:30:12.6	2:46.8
6	238 Lazarick Mohomas	54	256	19:36.6	1:49:49.2	3:10.1
7	242 Antonio Rosario	55	311	19:37.5	2:09:26.8	3:11.0

SWSC BLUE CHAMPIONSHIP XX MEET

Race Date

Overall Finish List

October 16, 2010

VARSITY BOYS

<u>Overall</u>	<u>Name</u>	<u>Team</u>	<u>Bib No</u>	<u>Age</u>	<u>Gender</u>	<u>AG Place</u>	<u>Time</u>
1	Lukas Verzbicas	SANDBURG	181	12	M	1 0-99	14:35.2
2	Sajdak David	LOCKPORT	49	12	M	2 0-99	15:20.8
3	Pat McMahan	SANDBURG	158	10	M	3 0-99	15:46.7
4	Mitch Rees	SANDBURG	167	11	M	4 0-99	15:47.0
5	Mike Tortorelli	SANDBURG	179	12	M	5 0-99	15:53.1
6	Razo Thomas	LOCKPORT	77	11	M	6 0-99	15:55.8
7	Mitsos Ryan	LOCKPORT	74	12	M	7 0-99	16:02.3
8	Giroux Will	LOCKPORT	78	9	M	8 0-99	16:05.7
9	Jed Lafond	JOLIET CENTRAL	334	12	M	9 0-99	16:07.2
10	Nick Sinadinos	LINCOLN WAY EAST	452	12	M	10 0-99	16:12.3
11	Sam Wietlispatch	JOLIET WEST	400	12	M	11 0-99	16:14.8
12	Tom Rotondi	LINCOLN WAY EAST	449	11	M	12 0-99	16:18.1
13	Will Coble	JOLIET CENTRAL	317	12	M	13 0-99	16:22.4
14	Alex Clemetson	HOMEWOOD-FLOSS	268	12	M	14 0-99	16:23.2
15	Stephen Garrett	BOLINGBROOK	235	11	M	15 0-99	16:26.4
16	Jimmy Panozzo	SANDBURG	162	11	M	16 0-99	16:29.7
17	Alex Kordas	SANDBURG	150	12	M	17 0-99	16:31.6
18	Michael Sawyers	SANDBURG	170	11	M	18 0-99	16:36.5
19	Sam Clinton	JOLIET CENTRAL	316	11	M	19 0-99	16:37.0
20	Jeff Lindstrom	JOLIET CENTRAL	335	12	M	20 0-99	16:41.7
21	Hugo Hernandez	JOLIET WEST	388	10	M	21 0-99	16:46.9
22	Carlos Garcia	JOLIET CENTRAL	323	12	M	22 0-99	16:50.9
23	Hickstien Scott	LOCKPORT	75	12	M	23 0-99	16:56.3
24	David McDermott	HOMEWOOD-FLOSS	277	12	M	24 0-99	16:57.7
25	Alex Gilmore	LINCOLN WAY EAST	435	11	M	25 0-99	16:59.2
26	Sullivan Matt	LOCKPORT	67	12	M	26 0-99	17:01.7
27	Doug Anderson	HOMEWOOD-FLOSS	261	12	M	27 0-99	17:03.9
28	Cahron Cross	HOMEWOOD-FLOSS	270	11	M	28 0-99	17:12.0
29	Alex Ahlgrim	LINCOLN WAY	495	11	M	29 0-99	17:18.4
30	Davalos Gabriel	LOCKPORT	52	10	M	30 0-99	17:19.5
31	Sean Miller	JOLIET CENTRAL	342	12	M	31 0-99	17:20.8
32	Erich Eichwald	LINCOLN WAY	504	11	M	32 0-99	17:21.1
33	Tyler MacKay	LINCOLN WAY EAST	443	11	M	33 0-99	17:22.2
34	Kendall Keller	HOMEWOOD-FLOSS	274	11	M	34 0-99	17:23.5
35	Vince Dinello	LINCOLN WAY	503	11	M	35 0-99	17:24.1
36	Princewil Ibe	HOMEWOOD-FLOSS	272	10	M	36 0-99	17:42.0
37	Rashaun Warner	HOMEWOOD-FLOSS	280	11	M	37 0-99	17:42.9
38	Alex Ramirez	BOLINGBROOK	241	11	M	38 0-99	17:44.6
39	Sergio Baldobinos	JOLIET WEST	382	12	M	39 0-99	17:45.1
40	Sean Youell	JOLIET WEST	401	9	M	40 0-99	17:47.7
41	Kenny Peterson	LINCOLN WAY	516	11	M	41 0-99	17:49.8
42	Tom Sears	JOLIET WEST	398	12	M	42 0-99	17:54.3
43	Leandro Jaime	JOLIET CENTRAL	329	12	M	43 0-99	17:56.8
44	John Mizwicki	LINCOLN WAY EAST	447	11	M	44 0-99	18:01.3
45	Brad Zohrer	LINCOLN WAY	523	11	M	45 0-99	18:02.7
46	Milto Deli	BOLINGBROOK	232	11	M	46 0-99	18:04.3
47	Anthony Schalk	JOLIET WEST	397	11	M	47 0-99	18:07.6
48	Dan Sapato	LINCOLN WAY EAST	450	11	M	48 0-99	18:15.0

SWSC BLUE CHAMPIONSHIP XX MEET

Race Date

Overall Finish List

October 16, 2010

VARSIITY BOYS

<u>Overall</u>	<u>Name</u>	<u>Team</u>	<u>Bib No</u>	<u>Age</u>	<u>Gend</u>	<u>AG Place</u>	<u>Time</u>
49	Seamus Wray	LINCOLN WAY	521	11	M	49 0-99	18:18.9
50	Joe Kowalkowski	LINCOLN WAY EAST	442	12	M	50 0-99	18:20.2
51	Brian Ruiz	BOLINGBROOK	243	11	M	51 0-99	18:43.8
52	Alex Schlemmel	BOLINGBROOK	245	11	M	52 0-99	19:13.3
53	Brandon Kern	JOLIET WEST	390	12	M	53 0-99	19:15.3
54	Lazarick Mohomas	BOLINGBROOK	238	12	M	54 0-99	19:36.6
55	Antonio Rosario	BOLINGBROOK	242	12	M	55 0-99	19:37.5
56	Nick Carr	LINCOLN WAY	496	11	M	56 0-99	20:29.4

SWSC BLUE CHAMPIONSHIP XX MEET

Race Date

October 16, 2010

Overall Finish List

OPEN BOYS

<u>Overall</u>	<u>Name</u>	<u>Team</u>	<u>Bib No</u>	<u>Age</u>	<u>Gender</u>	<u>AG Place</u>	<u>Time</u>
1	Mike Von Borstel	SANDBURG	182	11	M	1 0-99	16:16.3
2	Jeff Lahucik	SANDBURG	151	12	M	2 0-99	16:27.5
3	Mark Oscai	SANDBURG	161	11	M	3 0-99	16:47.0
4	Matt Piper	SANDBURG	163	12	M	4 0-99	16:52.5
5	Jack Fiaherty	SANDBURG	139	12	M	5 0-99	16:59.1
6	Kus Jus	LOCKPORT	63	12	M	6 0-99	17:02.8
7	Zach Butera	SANDBURG	129	10	M	7 0-99	17:07.5
8	Beaumont Luke	LOCKPORT	66	12	M	8 0-99	17:08.2
9	Ryan Duffy	SANDBURG	137	12	M	9 0-99	17:10.3
10	Mitsos Robbie	LOCKPORT	73	12	M	10 0-99	17:20.4
11	Dominic Lifonti	SANDBURG	153	11	M	11 0-99	17:21.7
12	Pat Birk	SANDBURG	127	11	M	12 0-99	17:33.5
13	Ryan Altman	SANDBURG	124	11	M	13 0-99	17:38.9
14	Ryan Slattery	SANDBURG	172	11	M	14 0-99	17:40.5
15	Tim Prajka	SANDBURG	166	12	M	15 0-99	17:55.8
16	Hernandez Kristian	LOCKPORT	65	9	M	16 0-99	18:00.5
17	Matt Oneall	SANDBURG	160	11	M	17 0-99	18:00.7
18	Adam Gleisner	SANDBURG	142	9	M	18 0-99	18:02.2
19	Alex Kowalski	JOLIET CENTRAL	333	12	M	19 0-99	18:02.4
20	Wallace Brendan	LOCKPORT	43	11	M	20 0-99	18:03.0
21	Danny Dewolf	SANDBURG	136	12	M	21 0-99	18:10.0
22	Colin Fornaris	SANDBURG	140	11	M	22 0-99	18:10.6
23	Ryan Billig	LOCKPORT	42	9	M	23 0-99	18:11.7
24	Smithwick John	LOCKPORT	62	10	M	24 0-99	18:12.0
25	Nathan Bailey	SANDBURG	125	9	M	25 0-99	18:12.2
26	Brian Smith	SANDBURG	173	11	M	26 0-99	18:16.4
27	Reed Templin	LINCOLN WAY EAST	455	9	M	27 0-99	18:19.8
28	Paul Gardner	SANDBURG	141	9	M	28 0-99	18:31.6
29	Zach Struzik	SANDBURG	178	10	M	29 0-99	18:32.7
30	Fisch Alex	LOCKPORT	41	12	M	30 0-99	18:35.9
31	Michael Sneideraitis	SANDBURG	174	12	M	31 0-99	18:40.3
32	Hehl Brendon	LOCKPORT	44	11	M	32 0-99	18:46.1
33	Will Becker	SANDBURG	126	9	M	33 0-99	18:48.3
34	Bryan Cherry	LINCOLN WAY	499	10	M	34 0-99	18:49.0
35	Chris Kocur	LINCOLN WAY EAST	441	9	M	35 0-99	18:52.0
36	Tyler Guzinski	SANDBURG	144	12	M	36 0-99	18:53.4
37	Colin Herr	JOLIET WEST	389	12	M	37 0-99	18:55.9
38	Fisch Patrick	LOCKPORT	72	10	M	38 0-99	18:59.6
39	Lesniak Thomas	LOCKPORT	76	10	M	39 0-99	19:00.1
40	Joe Carroll	LINCOLN WAY	497	10	M	40 0-99	19:01.5
41	Brandyn Smith	JOLIET CENTRAL	353	11	M	41 0-99	19:04.4
42	Ryan Bulthuis	SANDBURG	128	11	M	42 0-99	19:05.8
43	George Gustafson	LINCOLN WAY	507	9	M	43 0-99	19:06.3
44	Alberto Rojas	JOLIET CENTRAL	349	10	M	44 0-99	19:09.4
45	Zach Felice	LINCOLN WAY EAST	433	11	M	45 0-99	19:09.8
46	Ryan Poe	SANDBURG	164	0	M	46 0-99	19:12.0
47	Sean Cleary	SANDBURG	132	12	M	47 0-99	19:12.8
48	Mike Brunner	HOMEWOOD-FLOSS	267	12	M	48 0-99	19:15.2

Overall Finish List

OPEN BOYS

<u>Overall</u>	<u>Name</u>	<u>Team</u>	<u>Bib No</u>	<u>Age</u>	<u>Gender</u>	<u>AG Place</u>	<u>Time</u>
49	Nick Depesa	SANDBURG	135	9	M	49 0-99	19:16.6
50	Caleb Hasselbring	JOLIET CENTRAL	328	10	M	50 0-99	19:17.3
51	Donald Nailing	JOLIET WEST	392	11	M	51 0-99	19:18.3
52	James Doering	BOLINGBROOK	233	10	M	52 0-99	19:21.7
53	Radcliffe Dan	LOCKPORT	48	9	M	53 0-99	19:21.9
54	Kelly Porter	JOLIET CENTRAL	346	9	M	54 0-99	19:22.9
55	Raul Arias	JOLIET CENTRAL	311	9	M	55 0-99	19:24.9
56	Alex Karl	LINCOLN WAY EAST	440	10	M	56 0-99	19:31.5
57	D'vonta Jones	JOLIET CENTRAL	331	9	M	57 0-99	19:32.3
58	Shadman Jubaer	SANDBURG	147	11	M	58 0-99	19:32.7
59	Iain Woods	SANDBURG	185	12	M	59 0-99	19:38.7
60	Caine Cimino	JOLIET CENTRAL	314	10	M	60 0-99	19:39.0
61	Justin Adams	SANDBURG	123	9	M	61 0-99	19:46.1
62	Matt Kacor	LINCOLN WAY	509	10	M	62 0-99	19:48.2
63	Apolonio Garcia	JOLIET CENTRAL	322	10	M	63 0-99	19:49.3
64	Grant Vinkavich	LINCOLN WAY	519	10	M	64 0-99	19:49.9
65	Mike Molchin	LINCOLN WAY	513	9	M	65 0-99	19:50.3
66	Lorenzo Powell	JOLIET WEST	395	12	M	66 0-99	19:53.6
67	Tom Gilman	LINCOLN WAY EAST	434	10	M	67 0-99	19:54.8
68	Lex Gordon	JOLIET CENTRAL	326	12	M	68 0-99	19:57.7
69	John Walls	SANDBURG	183	9	M	69 0-99	20:00.2
70	Mike Patrick	LINCOLN WAY	515	9	M	70 0-99	20:00.6
71	Tyler Wanamaker	JOLIET WEST	399	12	M	71 0-99	20:00.9
72	Cody Marks	SANDBURG	157	12	M	72 0-99	20:08.6
73	Luke Vanderkrabben	SANDBURG	180	10	M	73 0-99	20:10.9
74	Robert McIntyre	LINCOLN WAY EAST	446	9	M	74 0-99	20:11.1
75	Brennan Stenson	SANDBURG	177	10	M	75 0-99	20:17.6
76	Jack Ma	JOLIET CENTRAL	337	12	M	76 0-99	20:18.9
77	Max Gawenda	JOLIET CENTRAL	324	10	M	77 0-99	20:25.2
78	Grant Whitman	LINCOLN WAY EAST	457	9	M	78 0-99	20:27.4
79	Kevin Kenes	SANDBURG	148	11	M	79 0-99	20:29.7
80	Davis Kevin	LOCKPORT	64	10	M	80 0-99	20:33.5
81	Tyler Regan	LINCOLN WAY EAST	448	9	M	81 0-99	20:37.6
82	Rodewald Joe	LOCKPORT	61	9	M	82 0-99	20:40.9
83	Jennings Mike	LOCKPORT	69	12	M	83 0-99	20:43.8
84	Aerron Blackmon	JOLIET CENTRAL	312	10	M	84 0-99	20:45.2
85	Salvidor Saldivar	JOLIET WEST	396	12	M	85 0-99	20:50.1
86	Jack Gram	HOMEWOOD-FLOSS	271	12	M	86 0-99	20:51.1
87	Connor Jennings	HOMEWOOD-FLOSS	273	12	M	87 0-99	20:51.3
88	Ben Worlton	BOLINGBROOK	248	11	M	88 0-99	20:52.0
89	Rafael Venegas	JOLIET CENTRAL	355	10	M	89 0-99	20:53.3
90	Stanley Jack	LOCKPORT	55	10	M	90 0-99	20:57.6
91	Ryan Walsh	SANDBURG	184	10	M	91 0-99	20:59.7
92	Joe Faro	SANDBURG	138	11	M	92 0-99	20:59.9
93	Jesus Guzman	JOLIET CENTRAL	327	11	M	93 0-99	21:07.9
94	Joshua Clarke	LINCOLN WAY EAST	431	9	M	94 0-99	21:09.6
95	Isiah Senephimmachac	JOLIET CENTRAL	352	9	M	95 0-99	21:12.1
96	Gerardo Cisneros	JOLIET CENTRAL	315	12	M	96 0-99	21:12.3

SWSC BLUE CHAMPIONSHIP XX MEET

Race Date

October 16, 2010

Overall Finish List

OPEN BOYS

<u>Overall</u>	<u>Name</u>	<u>Team</u>	<u>Bib No</u>	<u>Age</u>	<u>Gen</u>	<u>AG Place</u>	<u>Time</u>
97	Johnathon Segura	JOLIET CENTRAL	351	10	M	97 0-99	21:13.0
98	Kasper Borys	LINCOLN WAY EAST	430	9	M	98 0-99	21:20.2
99	Hernan Martinez	JOLIET CENTRAL	339	9	M	99 0-99	21:23.8
100	Ronaldo Rodriguez	JOLIET CENTRAL	348	9	M	100 0-99	21:25.7
101	Dan Vanderpool	LINCOLN WAY EAST	456	9	M	101 0-99	21:26.8
102	Francisco Borryo	HOMEWOOD-FLOSS	266	12	M	102 0-99	21:32.5
103	Devin Harris	LINCOLN WAY	508	9	M	103 0-99	21:36.9
104	Chance Paluga	JOLIET CENTRAL	345	10	M	104 0-99	21:54.5
105	Jamen Alvande	JOLIET CENTRAL	308	9	M	105 0-99	21:59.6
106	Tim Hosty	LINCOLN WAY EAST	437	12	M	106 0-99	22:06.5
107	Christian Stewack	JOLIET CENTRAL	354	9	M	107 0-99	22:12.0
108	Joe Llereza	SANDBURG	155	9	M	108 0-99	22:16.5
109	Jeff Matejovsky	LINCOLN WAY EAST	444	9	M	109 0-99	22:19.8
110	Rich Lombardi	JOLIET CENTRAL	336	10	M	110 0-99	22:22.9
111	Jaime Calderon	JOLIET CENTRAL	313	9	M	111 0-99	22:24.9
112	Kyle Cherry	LINCOLN WAY	500	11	M	112 0-99	22:32.8
113	Chris Anderson	JOLIET CENTRAL	309	9	M	113 0-99	22:34.7
114	Aaron Johnson	JOLIET CENTRAL	330	9	M	114 0-99	22:36.4
115	Ben Crofoot	LINCOLN WAY	502	10	M	115 0-99	22:40.2
116	Anthony Glaum	JOLIET CENTRAL	325	9	M	116 0-99	22:46.9
117	Chris Mangold	SANDBURG	156	9	M	117 0-99	22:55.7
118	Isaac Animashaun	HOMEWOOD-FLOSS	263	9	M	118 0-99	22:59.2
119	Demarcus Williamson	JOLIET CENTRAL	356	9	M	119 0-99	23:07.1
120	Brandon Calderon	SANDBURG	130	10	M	120 0-99	23:35.6
121	Patrick Dirks	LINCOLN WAY EAST	432	10	M	121 0-99	23:54.4
122	Jon Worlton	BOLINGBROOK	249	9	M	122 0-99	24:47.5
123	John Beverly	HOMEWOOD-FLOSS	265	9	M	123 0-99	24:50.9
124	Brian Bandurski	LINCOLN WAY EAST	429	9	M	124 0-99	25:11.1
125	Antonio Martinez	JOLIET CENTRAL	338	10	M	125 0-99	26:06.8
126	Kevin Koch	SANDBURG	149	12	M	126 0-99	29:19.0

SWSC BLUE CHAMPIONSHIP XX MEET

Race Date

October.16, 2010

Team Summary Results

Boys

FRESH/SOPH BOYS

Class - A Class A

<u>Place</u>	<u>Team</u>	<u>Top 5 Places</u>	<u>Finishers</u>						
			<u>1</u>	<u>2</u>	<u>3</u>	<u>4</u>	<u>5</u>	<u>6*</u>	<u>7*</u>
1	SANDBURG	37	2	3	7	11	14	15	18
		<i>Top 5 Times:</i>	1:24:26.9				<i>Average Time:</i> 16:53.3		
2	LOCKPORT	71	8	9	13	17	24	32	34
		<i>Top 5 Times:</i>	1:26:27.5				<i>Average Time:</i> 17:17.5		
3	LINCOLN WAY CENTRAL	77	1	4	20	23	29	30	31
		<i>Top 5 Times:</i>	1:26:51.6				<i>Average Time:</i> 17:22.3		
4	LINCOLN WAY EAST	83	5	6	19	26	27	36	39
		<i>Top 5 Times:</i>	1:27:17.7				<i>Average Time:</i> 17:27.5		
5	BOLINGBROOK	106	10	12	21	25	38	44	46
		<i>Top 5 Times:</i>	1:28:50.8				<i>Average Time:</i> 17:46.1		
6	JOLIET CENTRAL	146	16	22	33	35	40	41	42
		<i>Top 5 Times:</i>	1:31:19.2				<i>Average Time:</i> 18:15.8		
7	HOMEWOOD-FLOSSMO	200	28	37	43	45	47		
		<i>Top 5 Times:</i>	1:40:37.0				<i>Average Time:</i> 20:07.4		
Inc.	JOLIET WEST	Only 4 finishers							
		<i>Top 5 Times:</i>					<i>Average Time:</i>		

SWSC BLUE CHAMPIONSHIP XX MEET

Race Date

October.16, 2010

Final Team Results

Boys

FRESH/SOPH BOYS

Class - A Class A

<u>Bib No</u>	<u>Name</u>	<u>Overall Place</u>	<u>Cumulative Place</u>	<u>Time</u>	<u>Cumulative Time</u>	<u>Time Back</u>
Team - SANDBURG		Finish Position - 1				
Team Score (places): 37		Team Score (times): 1:24:26.9		Average Time: 16:53.3		
1	143 Aaron Graves	2	2	16:27.8	16:27.8	0:00.0
2	146 Christopher Hogan	3	5	16:39.8	33:07.7	0:12.0
3	134 Ethan Dee	7	12	16:58.3	50:06.1	0:30.4
4	176 Michael Stefik	11	23	17:07.6	1:07:13.7	0:39.7
5	171 Bill Sieczkowski	14	37	17:13.2	1:24:26.9	0:45.3
6	169 Matt Sawyers	15	52	17:15.9	1:41:42.8	0:48.0
7	165 Nicholas Prajka	18	70	17:29.7	1:59:12.6	1:01.8
Team - LOCKPORT		Finish Position - 2				
Team Score (places): 71		Team Score (times): 1:26:27.5		Average Time: 17:17.5		
1	71 Jt Orban	8	8	17:01.5	17:01.5	0:00.0
2	68 Czerwenka Max	9	17	17:05.3	34:06.8	0:03.7
3	45 Rossi Brian	13	30	17:12.1	51:19.0	0:10.5
4	70 Zaplatosch Mitchell	17	47	17:17.1	1:08:36.1	0:15.5
5	46 Fojtik Chris	24	71	17:51.4	1:26:27.5	0:49.8
6	47 Anderson Dakota	32	103	18:17.4	1:44:45.0	1:15.8
7	56 Voltarel Jacob	34	137	18:23.1	2:03:08.1	1:21.6
Team - LINCOLN WAY CENTRAL		Finish Position - 3				
Team Score (places): 77		Team Score (times): 1:26:51.6		Average Time: 17:22.3		
1	510 Chris Kaminski	1	1	16:24.8	16:24.8	0:00.0
2	517 Dru Rozewicki	4	5	16:40.7	33:05.5	0:15.8
3	522 Ben Zibricky	20	25	17:46.1	50:51.7	1:21.2
4	520 Brian Wenger	23	48	17:51.1	1:08:42.8	1:26.2
5	511 David Katula	29	77	18:08.8	1:26:51.6	1:43.9
6	498 Ryan Champlin	30	107	18:09.3	1:45:01.0	1:44.4
7	512 Tyler Matulis	31	138	18:10.3	2:03:11.3	1:45.4
Team - LINCOLN WAY EAST		Finish Position - 4				
Team Score (places): 83		Team Score (times): 1:27:17.7		Average Time: 17:27.5		
1	438 Eamonn Hughes	5	5	16:46.6	16:46.6	0:00.0
2	439 Luke Johnston	6	11	16:53.8	33:40.4	0:07.2
3	454 Austin Szubryt	19	30	17:36.2	51:16.6	0:49.6
4	428 Matt August	26	56	18:00.2	1:09:16.9	1:13.6
5	436 Konrad Goc	27	83	18:00.8	1:27:17.7	1:14.2
6	445 Tyler McGuire	36	119	18:35.0	1:45:52.8	1:48.4
7	453 D.j. Sobczak	39	158	19:07.7	2:05:00.5	2:21.1

SWSC BLUE CHAMPIONSHIP XX MEET

Race Date

October 16, 2010

Final Team Results

Boys

FRESH/SOPH BOYS

Class - A Class A

<u>Bib No</u>	<u>Name</u>	<u>Overall Place</u>	<u>Cumulative Place</u>	<u>Time</u>	<u>Cumulative Time</u>	<u>Time Back</u>
Team - BOLINGBROOK		Finish Position - 5				
Team Score (places): 106		Team Score (times): 1:28:50.8		Average Time: 17:46.1		
1	244 Joey Sandoval	10	10	17:07.2	17:07.2	0:00.0
2	231 Jerome Davis	12	22	17:09.5	34:16.7	0:02.2
3	240 Kokeith Perry	21	43	17:50.3	52:07.1	0:43.1
4	239 Tim Pape	25	68	17:57.5	1:10:04.6	0:50.2
5	230 Drew Cate	38	106	18:46.1	1:28:50.8	1:38.9
6	236 Orlando Hidalgo	44	150	21:01.5	1:49:52.3	3:54.3
7	237 Jacob Kronemann	46	196	22:07.5	2:11:59.9	5:00.3
Team - JOLIET CENTRAL		Finish Position - 6				
Team Score (places): 146		Team Score (times): 1:31:19.2		Average Time: 18:15.8		
1	357 Trayvon Zabala	16	16	17:16.4	17:16.4	0:00.0
2	340 Rodrigo Martinez	22	38	17:50.8	35:07.3	0:34.4
3	320 Drake Debenedetti	33	71	18:18.5	53:25.8	1:02.0
4	310 Diego Anguiano	35	106	18:25.2	1:11:51.0	1:08.7
5	343 Jarvis Northington	40	146	19:28.1	1:31:19.2	2:11.7
6	350 Javier Rojas	41	187	19:30.8	1:50:50.0	2:14.3
7	344 Nate Ortega	42	229	20:06.9	2:10:56.9	2:50.4
Team - HOMEWOOD-FLOSSMOOR		Finish Position - 7				
Team Score (places): 200		Team Score (times): 1:40:37.0		Average Time: 20:07.4		
1	275 Jameson Lamb	28	28	18:04.6	18:04.6	0:00.0
2	262 Kevin Anderson	37	65	18:41.2	36:45.9	0:36.6
3	269 Kris Coleman	43	108	20:16.8	57:02.7	2:12.2
4	276 Josh Lewis	45	153	21:18.9	1:18:21.7	3:14.2
5	278 Alan Robertson	47	200	22:15.3	1:40:37.0	4:10.6
Team - JOLIET WEST		Finish Position - Inc.				
Team Score (places):Inc.		Team Score (times):		Average Time:		
1	393 Patrick O'Connell	Less Than 5		19:04.2	19:04.2	0:00.0
2	387 Jake Godlewski	Less Than 5		19:44.0	38:48.3	0:39.7
3	385 Matt Dillon	Less Than 5		20:18.6	59:06.9	1:14.4
4	384 Sergio Cuevas	Less Than 5		21:45.6	1:20:52.6	2:41.4

Overall Finish List

FRESH/SOPH BOYS

<u>Overall</u>	<u>Name</u>	<u>Team</u>	<u>Bib No</u>	<u>Age</u>	<u>Gender</u>	<u>AG Place</u>	<u>Time</u>
1	Chris Kaminski	LINCOLN WAY	510	9	M	1 0-99	16:24.8
2	Aaron Graves	SANDBURG	143	10	M	2 0-99	16:27.8
3	Christopher Hogan	SANDBURG	146	10	M	3 0-99	16:39.8
4	Dru Rozewicki	LINCOLN WAY	517	10	M	4 0-99	16:40.7
5	Eamonn Hughes	LINCOLN WAY EAST	438	10	M	5 0-99	16:46.6
6	Luke Johnston	LINCOLN WAY EAST	439	10	M	6 0-99	16:53.8
7	Ethan Dee	SANDBURG	134	10	M	7 0-99	16:58.3
8	Jt Orban	LOCKPORT	71	10	M	8 0-99	17:01.5
9	Czerwenka Max	LOCKPORT	68	9	M	9 0-99	17:05.3
10	Joey Sandoval	BOLINGBROOK	244	10	M	10 0-99	17:07.2
11	Michael Stefik	SANDBURG	176	10	M	11 0-99	17:07.6
12	Jerome Davis	BOLINGBROOK	231	9	M	12 0-99	17:09.5
13	Rossi Brian	LOCKPORT	45	9	M	13 0-99	17:12.1
14	Bill Sieczkowski	SANDBURG	171	10	M	14 0-99	17:13.2
15	Matt Sawyers	SANDBURG	169	10	M	15 0-99	17:15.9
16	Trayvon Zabala	JOLIET CENTRAL	357	10	M	16 0-99	17:16.4
17	Zaplatosch Mitchell	LOCKPORT	70	10	M	17 0-99	17:17.1
18	Nicholas Prajka	SANDBURG	165	10	M	18 0-99	17:29.7
19	Austin Szubryt	LINCOLN WAY EAST	454	9	M	19 0-99	17:36.2
20	Ben Zibricky	LINCOLN WAY	522	9	M	20 0-99	17:46.1
21	Kokeith Perry	BOLINGBROOK	240	9	M	21 0-99	17:50.3
22	Rodrigo Martinez	JOLIET CENTRAL	340	10	M	22 0-99	17:50.8
23	Brian Wenger	LINCOLN WAY	520	9	M	23 0-99	17:51.1
24	Fojtik Chris	LOCKPORT	46	9	M	24 0-99	17:51.4
25	Tim Pape	BOLINGBROOK	239	9	M	25 0-99	17:57.5
26	Matt August	LINCOLN WAY EAST	428	9	M	26 0-99	18:00.2
27	Konrad Goc	LINCOLN WAY EAST	436	10	M	27 0-99	18:00.8
28	Jameson Lamb	HOMEWOOD-FLOSS	275	9	M	28 0-99	18:04.6
29	David Katula	LINCOLN WAY	511	9	M	29 0-99	18:08.8
30	Ryan Champlin	LINCOLN WAY	498	9	M	30 0-99	18:09.3
31	Tyler Matulis	LINCOLN WAY	512	10	M	31 0-99	18:10.3
32	Anderson Dakota	LOCKPORT	47	10	M	32 0-99	18:17.4
33	Drake Debenedetti	JOLIET CENTRAL	320	10	M	33 0-99	18:18.5
34	Voltarel Jacob	LOCKPORT	56	10	M	34 0-99	18:23.1
35	Diego Anguiano	JOLIET CENTRAL	310	10	M	35 0-99	18:25.2
36	Tyler McGuire	LINCOLN WAY EAST	445	10	M	36 0-99	18:35.0
37	Kevin Anderson	HOMEWOOD-FLOSS	262	9	M	37 0-99	18:41.2
38	Drew Cate	BOLINGBROOK	230	9	M	38 0-99	18:46.1
39	Patrick O'Connell	JOLIET WEST	393	9	M	39 0-99	19:04.2
40	D.j. Sobczak	LINCOLN WAY EAST	453	10	M	40 0-99	19:07.7
41	Jarvis Northington	JOLIET CENTRAL	343	9	M	41 0-99	19:28.1
42	Javier Rojas	JOLIET CENTRAL	350	9	M	42 0-99	19:30.8
43	Jake Godlewski	JOLIET WEST	387	10	M	43 0-99	19:44.0
44	Nate Ortega	JOLIET CENTRAL	344	10	M	44 0-99	20:06.9
45	Kris Coleman	HOMEWOOD-FLOSS	269	10	M	45 0-99	20:16.8
46	Matt Dillon	JOLIET WEST	385	10	M	46 0-99	20:18.6
47	Orlando Hidalgo	BOLINGBROOK	236	9	M	47 0-99	21:01.5
48	Josh Lewis	HOMEWOOD-FLOSS	276	9	M	48 0-99	21:18.9



SANDBURG CROSS COUNTRY

NEWS AND NOTES

RUNNERS OF THE WEEK: TEAM

IHSA Regional @Midlothian Meadows

Saturday, Oct. 23, 2010

Low 60's, rainy

COACH'S COMMENTS: Congratulations on an excellent effort on Saturday. It has been clear throughout the week that Alex Kordas is stronger and faster than ever and he proved it in the race. He finished strong even though mid race he looked like he was struggling. This is a key lesson to remember when you get to the big packs. Sometimes it's easier to reestablish your confidence and rhythm when there are only a few runners around, but much more difficult when you get passed by ten or more guys. That may happen in a big race, but the key will be to respond like AK did and keep grinding. Lock onto guys when you need to and push passed them when you can. Jimmy came back strong after an average day at the SWSC meet. He has been solid all season. Michael Sawyers has really become an entirely different runner this season. His race was phenomenal to become All-Regional. Von Borstel likewise continued his ascent to place as an All-Regional runner. Lahucik closed the door for us to secure five of the top 12 slots. He has had a wonderful senior season. Graves managed a PR despite it not being his best race and Hogan really did a wonderful job in the opportunity he was given. It is clear several guys who ran in the regional this season will be key contributors in the next season again. Hopefully the experience taught all seven that they are truly great varsity runners.

Our split was exceptionally low, but this gets to be more and more difficult on as we continue. It doesn't mean that we can't do it, it just means you are going to have to be more aware. We can continue to get those splits if you pay attention and race the right way. On Saturday, at the Regional, you were able to key in on each other pretty well because it wasn't very crowded. At the sectional and state it becomes more difficult because you have more people around you who tend to slow down. You need to keep pounding and running your race offensively—run through people, not with them. Don't settle. We are all set to achieve great things, all you have to do is believe in yourself and not worry about the things that you can't control. If you believe in a thing strongly enough it can come to pass in your life. That belief will enable you to trust yourself and stay calm. So have fun this week and get after it.

TIDBITS: >> Buca Di Beppo on Friday, 6:00. Bring \$10.

WHAT'S NEXT: IHSA Sectional at Lockport/Dellwood Park at 11:45. Weather this week is turning COLD and WINDY. Bring navy Sandburg jacket for Tuesday's trek to Dellwood.

Results:

1. Brother Rice—37 2. Sandburg—41 3. Marist—86 4. Shepard—107 5. Stagg—131

4. Kordas	5:08	5:29/10:37	4:59	15:36
7. Panozzo	5:09	5:31/10:40	5:05	15:45
8. Mi Sawyers	5:09	5:31/10:40	5:06	15:46
10. Von Borstel	5:10	5:30/10:40	5:09	15:49
12. Lahucik	5:14	5:38/10:52	5:05	15:57
17. Graves	5:12	5:48/11:00	5:16	16:16
19. Hogan	5:16	5:44/11:01	5:17	16:18

IHSA Boys Cross-Country
 2010 Class 3A Regional Championships
 Chicago (Marist) at Midlothian Meadows
 Saturday, October 23, 2010

Flat, Grassy, 3.00 Miles

Overcast, Rain, 64 deg.

Place	Tm	PI Name	Bib	Team Name	Time	Pace
1.	1	Cody Haberkorn (Jr)	179	Chicago (Marist)	15:09	5:03
2.	2	Tom Condreva (Sr)	167	Chicago (Brother Rice)	15:12	5:04
3.	3	Kyle Hauser (So)	180	Chicago (Marist)	15:22	5:07
4.	4	Alex Kordas (Sr)	131	Orland Park (Sandburg)	15:36	5:12
5.	5	Scott Corsey (Sr)	168	Chicago (Brother Rice)	15:40	5:13
6.	6	Dan Caddigan (Jr)	169	Chicago (Brother Rice)	15:41	5:14
7.	7	Jimmy Panozzo (Jr)	129	Orland Park (Sandburg)	15:45	5:15
8.	8	Michael Sawyers (Jr)	133	Orland Park (Sandburg)	15:46	5:15
9.	9	Pat Maguire (So)	172	Chicago (Brother Rice)	15:47	5:16
10.	10	Mike Von Borstel (Jr)	132	Orland Park (Sandburg)	15:49	5:16
11.	11	Tim Geraghty (Jr)	113	Oak Lawn (Richards)	15:54	5:18
12.	12	Jeff Lahucik (Sr)	136	Orland Park (Sandburg)	15:57	5:19
13.	13	A J Grimberg (Sr)	149	Palos Hills (Stagg)	16:04	5:21
14.	14	Abel Hernandez (So)	138	Palos Heights (Shepard)	16:06	5:22
15.	15	Tom Cira (Jr)	170	Chicago (Brother Rice)	16:07	5:22
16.	16	Richard Wison (So)	101	Blue Island (Eisenhower)	16:15	5:25
17.	17	Aaron Graves (So)	134	Orland Park (Sandburg)	16:16	5:25
18.	18	Jake Tracy (So)	182	Chicago (Marist)	16:17	5:26
19.	19	Chris Hogan (So)	135	Orland Park (Sandburg)	16:18	5:26
20.	20	Dan Brumbaugh (Sr)	139	Palos Heights (Shepard)	16:19	5:26
21.	21	Tommy Solfisburg (Jr)	137	Palos Heights (Shepard)	16:28	5:29
22.	22	Anthony Maciag (So)	171	Chicago (Brother Rice)	16:30	5:30
23.	23	Billy Busen (Jr)	151	Palos Hills (Stagg)	16:35	5:32
24.	24	Mike Toussaint (Jr)	150	Palos Hills (Stagg)	16:35	5:32
25.	25	Mike Busch (Jr)	142	Palos Heights (Shepard)	16:36	5:32
26.	26	Matt Lukens (Jr)	118	Oak Lawn (Richards)	16:36	5:32
27.	27	J.J. Qualls (Sr)	140	Palos Heights (Shepard)	16:39	5:33
28.	28	James Durkin (Fr)	173	Chicago (Brother Rice)	16:39	5:33
29.	29	Sam Hynes (Jr)	152	Palos Hills (Stagg)	16:40	5:33
30.	30	Matt Cabel (So)	141	Palos Heights (Shepard)	16:41	5:34
31.	31	Kyle Haberkorn (Fr)	184	Chicago (Marist)	16:48	5:36
32.	32	Mike Evancich (Fr)	144	Palos Heights (Shepard)	16:50	5:37
33.	33	Luke Haberkorn (Fr)	185	Chicago (Marist)	16:56	5:39
34.	34	Eugene Rivera (Jr)	102	Blue Island (Eisenhower)	16:58	5:39
35.	35	Alejandro Montes (So)	106	Blue Island (Eisenhower)	16:58	5:39
36.	36	Sam Signorelli (Jr)	183	Chicago (Marist)	17:02	5:41
37.	37	Juan Arrelano (Sr)	104	Blue Island (Eisenhower)	17:04	5:41
38.	38	Leo Martinez (Sr)	178	Chicago (Marist)	17:06	5:42
39.	39	Milton Estrada (Jr)	103	Blue Island (Eisenhower)	17:08	5:43
40.	40	Mahonr Saldana (So)	105	Blue Island (Eisenhower)	17:11	5:44

41.	41	Dillon Griffin (Jr)	115	Oak Lawn (Richards)	17:24	5:48
42.	42	Richie Ferneau (Jr)	159	Palos Hills (Stagg)	17:37	5:52
43.	43	Eric Krasich (Fr)	120	Oak Lawn (Richards)	17:49	5:56
44.	44	Griffin Forberg (Fr)	119	Oak Lawn (Richards)	17:54	5:58
45.	45	Edgar Gonzalez (So)	107	Blue Island (Eisenhower)	17:57	5:59
46.	46	Danny Krasich (Fr)	121	Oak Lawn (Richards)	18:06	6:02
47.	47	Dave Piechalak (Fr)	153	Palos Hills (Stagg)	18:14	6:05
48.	48	Jeff Shelstrom (So)	155	Palos Hills (Stagg)	18:21	6:07
49.	49	Bleu Strong (Jr)	116	Oak Lawn (Richards)	19:19	6:26
50.		Paul Smith (So)	165	Chicago (Simeon)	33:29	11:10

Place Team Name Total

=====

1. Chicago (Brother Rice)
2 5 6 9 15 (22) (28) = 37
2. Orland Park (Sandburg)
4 7 8 10 12 (17) (19) = 41
3. Chicago (Marist)
1 3 18 31 33 (36) (38) = 86
4. Palos Heights (Shepard)
14 20 21 25 27 (30) (32) = 107
5. Palos Hills (Stagg)
13 23 24 29 42 (47) (48) = 131
6. Blue Island (Eisenhower)
16 34 35 37 39 (40) (45) = 161
7. Oak Lawn (Richards)
11 26 41 43 44 (46) (49) = 165
8. Chicago (Simeon)
0 0 0 0 0 (0) (0) = 0



SANDBURG
CROSS COUNTRY
NEWS AND NOTES

RUNNERS OF THE WEEK: Lukas Verzbicas, Derek Hevel, Jimmy Panozzo, Coach Novak, Coach Struck,
IHSA Sectional @Lockport
Saturday, Oct. 30, 2010

Mid to high 50's, varied/slight wind, sunny

COACH'S COMMENTS: Saturday was a tough course and tough competition. We made a couple of mistakes, but we got out of the Sectional, qualifying for state for the 8th straight year. We placed in the top three in the sectional for the 7th year in a row. **Lukas Verzbicas** broke Chris Derrick's course record by 6 seconds, showing that he is right there in breaking the state record next week. 15:09 is quite an accomplishment on that course. **Mitch Rees** ran really well, placing 12th behind some great runners. It appears that he had the best final .1 of anyone in the race, including Lukas. I loved seeing him blast by people in the final 400. His ability to close like that at the end of a course like that is really impressive. I hope he is not intimidated by the state meet competition, because he is as good as anybody. **Doc McMahon** was also fantastic, even despite being sick. He worked really well with Rees, splitting through all of the check points together before Rees took off at the end. **Alex Kordas** was way too slow early in the race, which needs to be fixed for state, but he displayed a great deal of strength and poise. He acted like a number one runner at the regional and I foresee him acting the same way next week. He has displayed the emotional discipline and confidence that a senior should display. **Torts** has always been a much better runner at Detweiller than Dellwood, and will have a nice comeback race next week, aiming to break 15:30. He showed some real guts out there battling back while he wasn't having the best race of the season. I am hoping to see the Torts of the conference meet next week willing to battle in the crowds and still believe he is getting the job done despite the number of runners around him. **Jimmy** was a little far back early, battled back to a solid spot, then didn't close very well. I am looking for him to put the kind of race together like he had at the Peoria Inv. Sub 15:45 would be a great accomplishment. **DH** has come a long way in only a week and will be even better next week. We had him on the track for the first time only last Saturday. Rested and after feeling the effects of last week's training, he will be stronger. He has had to endure so much to get to this point and it is really an inspiring story.

What we are looking for is for everyone to put together their best race. This has been the goal the entire way. We have reviewed Detweiller extensively, will do it more this week, and have raced there twice. I think we opened up the first 800 really well at the second Peoria meet, but not so well the first one. From that, it should give you a pretty good idea of your opening pace. Bottom line: be in the mix but don't be ridiculous. You need to be a part of the race though. Also, no "it went by in a blur." Get out there and roll and be aware of what you are doing. Don't betray all of your preparation by letting the race happen to you. You should happen to the race. We know how we want to run, we know what to expect with crowds and circus. Be okay with all of that stuff. Big deal. We are ready to go. Now all that is left is your confidence, focus, and effort. In the mean time, you need to focus on accomplishing what we need to accomplish each day. Your preparations are not done. Don't let go of the process. **HOW HUNGRY ARE YOU?**

TIDBITS: >>Be sure you get enough rest

WHAT'S NEXT: IHSA State Meet at Detweiller Park at 2:00 p.m.

Results:

1. Neuqua Valley—64 2. Lyons—78 3. SANDBURG—111 4. Hinsdale Ctrl—120 5. DGN—164

Sandburg—	800—1600—1.5 mile—3200—2.5 mi—3.0 mile	5k
1. Verzbicas	2:16-2:22/4:38-2:29-2:22/4:51/9:29—2:35---2:36/5:11/14:40	15:09*
12. Rees	2:30-2:35/5:05-2:40-2:34/5:14/10:19—2:50—2:40/5:30/15:49	16:17
20. McMahon	2:30-2:35/5:05-2:40-2:34/5:14/10:19—2:49—2:50/5:40/15:58	16:30
38. Kordas	2:37-2:40/5:17-2:46-2:40/5:26/10:43—2:52—2:48/5:37/16:22	16:50
40. Tortorelli	2:40-2:37/5:17-2:49-2:41/5:30/10:47—2:53—2:48/5:41/16:28	16:57
50. Panozzo	2:32-2:44/5:16-2:48-2:40/5:28/10:44—2:57—2:56/5:53/16:37	17:08
55. Hevel	2:31-2:38/5:09-2:49-2:45/5:34/10:43—3:03—2:56/5:59/16:42	17:14

*Course Record (Chris Derrick, 15:15, 2007)

I gave the following words to the 2006 CSHS team, days before they went out and broke our school record and averaged 15:04 over our first five runners at the 2006 state meet.

“It's not until after the fact that you realize what a fine line that really is. The state is filled with reasonably talented runners, and the real good ones are the ones that make a very basic (but difficult!!!) decision in the middle of the race to not be scared and to run offensively rather than defensively. I know your guys can make the right decision and have a HUGE day. Almost everyone is running scared out there at most races, especially the state meet. If you're in on the secret, and you can stand on the line and not feel fear, you've won the battle. Much easier said, but it can be done.”

-Jeremy Borling

“I was giving up. I would have given up--if a voice hadn't made itself heard in my heart. The voice said, “I will not die. I refuse it. I will make it through this nightmare. I will beat the odds, as great as they are. I have survived so far, miraculously. Now I will turn miracle in routine. The amazing will be seen every day. I will put in all the hard work necessary...I discovered at that moment that I have a fierce will to live...Some of us give up on life with only a resigned sigh. Others fight a little, then lose hope. Still others--and I am one of those--never give up. We fight and fight and fight. We fight no matter the cost of battle, the losses we take, the improbability of success. We fight to the very end. It's not a question of courage. It's something constitutional, an inability to let go...”

--Life of Pi, Yann Martel

“When the morning's freshness has been replaced by the weariness of midday, when the leg muscles quiver under the strain, the climb seems endless, and, suddenly, nothing will go quite as you wish—it is then that you must not hesitate.”

--Dag Hammarskjold

“The most important thing, when I think of who the sixth and seventh runners are going to be is that they're on the same page with our team. More times than not, the top five at whatever meet during the season can change, and it can change the most at the national meet. I think if you were to examine any team at the national meet, you realize how many of the sixth and seventh runners were actually in those teams' top fives at the National Championships. I bet you'd see that maybe 75 percent of the teams have a sixth or seventh runner that's running in their top five. Don't think of yourself as a sixth and seventh runner, first of all. You have to go there with a purpose and a job to do, and that job isn't to be the sixth runner, that job is to run the best race that you possibly can and contribute to the team's performance. That's what we try to get across to the sixth and seventh runners, so-to-speak the sixth and seventh runners, that you have a very important role on the team and you can't just go there for the ride.”

—Jerry Schumacher, University of Wisconsin Head Coach, 2005 NCAA National Champions

Sandburg
CROSS COUNTRY

ILLINOIS HIGH SCHOOL ASSOCIATION
 Cross Country Sectional - Dellwood Park
 Host: Lockport Township High School

Place	Score	SCHOOL	Boys Team Scores					(Total, Average, Pack Times)
1.	64	Neuqua Valley						(1:21:11, 16:14.16, 0:28)
	6	8	15	16	19	(21)	(31)	
		Taylor Soltys, Mark Derrick, Josh Ferguson, Matt Coyne, Josh Antonson, Hirsh Gaikwad, Vincenzo Dal Pozzo						
2.	78	Lyons Township						(1:21:19, 16:15.64, 1:00)
	2	10	14	25	27	(47)	(73)	
		Sam Telfer, Mike Kokoris, Mark Holt, Chris Piliszyn, Michael Matusiak, Patrick Mohan, Tim Pollard						
3.	111	Sandburg						(1:21:42, 16:20.27, 1:48)
	1	12	20	38	40	(49)	(52)	
		Lukas Verzbicas, Mitch Rees, Pat McMahon, Alex Kordas, Mike Tortorelli, Jimmy Panozzo, Derek Hevel						
4.	120	Hinsdale Central						(1:22:32, 16:30.24, 1:03)
	4	18	23	33	42	(43)	(57)	
		Billy Fayette, Zach Withall, Jack Feldman, Neil Pedersen, Pete Stubbings, Brad Somerfield, Tom Lyons						
5.	164	Downers Grove North						(1:23:23, 16:40.58, 1:44)
	3	9	41	53	58	(64)	(125)	
		Ben Silver, Brian Llamas, Zach Smith, Lee Cody, Pat Grogan, Matt Sarver, Mark Pfeiffer						
6.	206	Lockport						(1:24:41, 16:56.09, 0:40)
	32	36	37	45	56	(65)	(112)	
		David Sajdak, Will Giroux, Ryan Mitsos, Thomas Razo, JT Orban, Scott Hickstein, Jake Knowles						
7.	214	Brother Rice						(1:25:09, 17:01.61, 1:30)
	13	22	50	55	74	(92)	(93)	
		Dan Caddigan, Tom Condreva, Scott Corsey, Pat McGuire, Tom Cira, Anthony Maciag, James Durkin						
8.	229	Hinsdale South						(1:25:28, 17:05.42, 1:38)
	7	34	60	61	67	(69)	(118)	
		Donald DeSalvo, Matthew DeSalvo, Jack Arendt, Eric Longoria, Matthew Longoria, Ryan Hawken, Russell Danielson						
9.	239	Plainfield North						(1:25:31, 17:06.00, 2:10)
	5	28	54	62	90	(122)	(124)	
		Andrew Sandoval, Dan Wooldridge, Steven Wilder, Jon Price, Mark Wooldridge, Kenny Richards, Alex Hish						
10.	276	Downers Grove South						(1:26:36, 17:19.16, 0:55)
	35	44	63	66	68	(78)	(121)	
		Harry Miles, Jeff Lester, Erich Eisenhart, Nick Kirk, Chris Ullrich, Dan Vurpillat, Ryan Kelch						
11.	297	Plainfield South						(1:26:49, 17:21.61, 1:04)
	39	48	51	77	82	(85)	(89)	
		Alex Deeter, Kevin Hardin, Richie Ruske, Frank Castillo, Gabe Calvillo, Tim McDermott, David Inda						
12.	300	Plainfield East						(1:27:08, 17:25.41, 1:55)

ILLINOIS HIGH SCHOOL ASSOCIATION
 Cross Country Sectional - Dellwood Park
 Host: Lockport Township High School

Boys Team Scores

Place	Score	SCHOOL	(Total, Average, Pack Times)					
	17	29	72	86	96	(106)	(120)	
	Niko Petrusich, Collin Warke, Nick Quiroz, Peter Siaw, Jake Runnion, Abdel Hamed, Eric Larson							
13.	338	Reavis						(1:28:06, 17:37.08, 1:04)
	46	59	70	75	88	(98)	(105)	
	Adam Tyrka, Marco Almanza, Mike Amashta, Dan Marin, Adam Gurke, David Palac, Kevin Trujillo							
14.	353	Chicago (Marist)						(1:28:40, 17:43.93, 2:18)
	26	30	84	100	113	(116)	(129)	
	Kyle Hauser, Cody Haberkorn, Jake Tracy, Luke Haberkorn, Sam Signorelli, Leo Martinez, Luke O'Farrell							
15.	445	Oak Lawn (Community)						(1:31:15, 18:14.95, 2:46)
	11	94	110	111	119	(131)	(132)	
	Eric Lindelsee, T.J Michaels, Chris Mephram, Joe Probst, Collin Demski, Ed Cruz, Anthony Gal							
16.	455	Shepard						(1:30:59, 18:11.72, 0:44)
	76	83	95	99	102	(108)	(109)	
	Abel Hernandez, Tommy Solfisburg, Matt Cabel, Mike Busch, Dan Brumbaugh, J.J. Qualls, Mike Evancich							
17.	468	Stagg						(1:31:13, 18:14.56, 1:04)
	79	87	91	97	114	(127)	(128)	
	Mike Toussaint, Billy Busen, Sam Hynes, AJ Grimberg, Kevin Moylan, Richie Ferneau, Dave Piechalak							
18.	488	St. Laurence						(1:33:50, 18:45.90, 4:21)
	24	104	107	117	136	(139)	(140)	
	Ryan Sheeran, Chris Pakula, John Hoffman, Connor Murphy, Sergio Villareal, Ed Smith, Anthony Fernandez							
19.	492	Mt. Carmel						(1:32:22, 18:28.31, 1:26)
	71	80	103	115	123	(126)	(137)	
	Jim Easterhouse, Brendan Sheeran, Dan O'keefe, Mel Escamilla, Matt Merchant, Ryan Fitzpatrick, Alex Asta							
20.	579	St. Rita						(1:36:32, 19:18.34, 2:50)
	81	101	130	133	134	(135)	(138)	
	Peter Schaible, Albert Alfano, Conor LePretere, Mark Radavic, Dan Dwyer, Neil Ehmig, Brendan Rafferty							

ILLINOIS HIGH SCHOOL ASSOCIATION
 Cross Country Sectional - Dellwood Park
 Host: Lockport Township High School

Boys Individual Results

Team Place	Overall Place	Bib NO.	Name	School	Time	Pace	
	1.	1	256	Lukas Verzbicas	Sandburg	15:09	5:03
	2.	2	376	Sam Telfer	Lyons Township	15:39	5:13
	3.	3	399	Ben Silver	Downers Grove North	15:43	5:15
	4.	4	377	Billy Fayette	Hinsdale Central	15:55	5:19
	5.	5	326	Andrew Sandoval	Plainfield North	15:57	5:19
	6.	6	302	Taylor Soltys	Neuqua Valley	15:59	5:20
	7.	7	404	Donald DeSalvo	Hinsdale South	16:02	5:21
	8.	8	303	Mark Derrick	Neuqua Valley	16:03	5:21
	9.	9	392	Brian Llamas	Downers Grove North	16:05	5:22
	10.	10	369	Mike Kokoris	Lyons Township	16:05	5:22
	11.	11	442	Eric Lindelsee	Oak Lawn (Community)	16:16	5:26
	12.	12	259	Mitch Rees	Sandburg	16:17	5:26
	13.	13	240	Dan Caddigan	Brother Rice	16:19	5:27
	14.	14	368	Mark Holt	Lyons Township	16:21	5:27
	15.	15	304	Josh Ferguson	Neuqua Valley	16:21	5:27
	16.	16	307	Matt Coyne	Neuqua Valley	16:23	5:28
	17.	17	350	Niko Petrusich	Plainfield East	16:24	5:28
	18.	18	388	Zach Withall	Hinsdale Central	16:25	5:29
	19.	19	305	Josh Antonson	Neuqua Valley	16:27	5:29
	20.	20	260	Pat McMahon	Sandburg	16:30	5:30
	21.	21	308	Hirsh Gaikwad	Neuqua Valley	16:32	5:31
	22.	22	238	Tom Condreva	Brother Rice	16:33	5:31
	23.	23	378	Jack Feldman	Hinsdale Central	16:33	5:31
	24.	24	466	Ryan Sheeran	St. Laurence	16:35	5:32
	25.	25	373	Chris Piliszyn	Lyons Township	16:37	5:33
	26.	26	262	Kyle Hauser	Chicago (Marist)	16:38	5:33
	27.	27	370	Michael Matusiak	Lyons Township	16:39	5:33
	28.	28	327	Dan Wooldridge	Plainfield North	16:40	5:34
	29.	29	351	Collin Warke	Plainfield East	16:41	5:34
	30.	30	261	Cody Haberkorn	Chicago (Marist)	16:42	5:34
	31.	31	306	Vincenzo Dal Pozzo	Neuqua Valley	16:43	5:35
	32.	32	314	David Sajdak	Lockport	16:43	5:35
	33.	33	382	Neil Pedersen	Hinsdale Central	16:44	5:35
	34.	34	405	Matthew DeSalvo	Hinsdale South	16:45	5:35
	35.	35	421	Harry Miles	Downers Grove South	16:47	5:36
	36.	36	316	Will Giroux	Lockport	16:49	5:37
	37.	37	321	Ryan Mitsos	Lockport	16:49	5:37
	38.	38	249	Alex Kordas	Sandburg	16:50	5:37
	39.	39	338	Alex Deeter	Plainfield South	16:51	5:37
	40.	40	258	Mike Tortorelli	Sandburg	16:57	5:39
	41.	41	400	Zach Smith	Downers Grove North	16:57	5:39
	42.	42	387	Pete Stubbings	Hinsdale Central	16:57	5:39
	43.	43	385	Brad Somerfield	Hinsdale Central	16:58	5:40
	44.	44	420	Jeff Lester	Downers Grove South	16:59	5:40
	45.	45	315	Thomas Razo	Lockport	16:59	5:40

ILLINOIS HIGH SCHOOL ASSOCIATION
 Cross Country Sectional - Dellwood Park
 Host: Lockport Township High School

Boys Individual Results

Team Place	Overall Place	Bib NO.	Name	School	Time	Pace	
	46.	46	431	Adam Tyrka	Reavis	16:59	5:40
	47.	47	372	Patrick Mohan	Lyons Township	17:00	5:40
	48.		233	Tim Geraghty	Richards	17:03	5:41
	49.	48	339	Kevin Hardin	Plainfield South	17:03	5:41
	50.	49	250	Jimmy Panozzo	Sandburg	17:08	5:43
	51.	50	239	Scott Corsey	Brother Rice	17:09	5:43
	52.		297	Brad Anderson	Plainfield Central	17:10	5:44
	53.	51	340	Richie Ruske	Plainfield South	17:11	5:44
	54.		298	Stephen Garrett	Bolingbrook	17:12	5:44
	55.	52	257	Derek Hevel	Sandburg	17:14	5:45
	56.	53	391	Lee Cody	Downers Grove North	17:15	5:45
	57.	54	328	Steven Wilder	Plainfield North	17:16	5:46
	58.	55	241	Pat McGuire	Brother Rice	17:20	5:47
	59.	56	317	JT Orban	Lockport	17:22	5:48
	60.	57	380	Tom Lyons	Hinsdale Central	17:24	5:48
	61.	58	390	Pat Grogan	Downers Grove North	17:26	5:49
	62.	59	433	Marco Almanza	Reavis	17:30	5:50
	63.	60	401	Jack Arendt	Hinsdale South	17:31	5:51
	64.	61	410	Eric Longoria	Hinsdale South	17:32	5:51
	65.	62	329	Jon Price	Plainfield North	17:32	5:51
	66.	63	416	Erich Eisenhart	Downers Grove South	17:32	5:51
	67.		234	Richard Wilson	Eisenhower	17:35	5:52
	68.	64	398	Matt Sarver	Downers Grove North	17:35	5:52
	69.	65	318	Scott Hickstein	Lockport	17:36	5:52
	70.	66	419	Nick Kirk	Downers Grove South	17:38	5:53
	71.	67	411	Matthew Longoria	Hinsdale South	17:39	5:53
	72.	68	423	Chris Ullrich	Downers Grove South	17:42	5:54
	73.	69	407	Ryan Hawken	Hinsdale South	17:43	5:55
	74.	70	430	Mike Amashta	Reavis	17:45	5:55
	75.	71	454	Jim Easterhouse	Mt. Carmel	17:46	5:56
	76.	72	352	Nick Quiroz	Plainfield East	17:47	5:56
	77.	73	374	Tim Pollard	Lyons Township	17:48	5:56
	78.	74	242	Tom Cira	Brother Rice	17:49	5:57
	79.	75	434	Dan Marin	Reavis	17:50	5:57
	80.		360	Alejandro Meza	Kennedy	17:51	5:57
	81.	76	273	Abel Hernandez	Shepard	17:51	5:57
	82.	77	342	Frank Castillo	Plainfield South	17:52	5:58
	83.	78	424	Dan Vurpillat	Downers Grove South	17:52	5:58
	84.	79	287	Mike Toussaint	Stagg	17:53	5:58
	85.	80	455	Brendan Sheeran	Mt. Carmel	17:53	5:58
	86.	81	477	Peter Schaible	St. Rita	17:53	5:58
	87.	82	341	Gabe Calvillo	Plainfield South	17:54	5:58
	88.	83	275	Tommy Solfisburg	Shepard	17:54	5:58
	89.		299	Andrew Holm	Oswego East	17:55	5:59
	90.	84	263	Jake Tracy	Chicago (Marist)	17:59	6:00

ILLINOIS HIGH SCHOOL ASSOCIATION
 Cross Country Sectional - Dellwood Park
 Host: Lockport Township High School

Boys Individual Results

Team Place	Overall Place	Bib NO.	Name	School	Time	Pace	
	91.	85	343	Tim McDermott	Plainfield South	18:00	6:00
	92.	86	354	Peter Siaw	Plainfield East	18:00	6:00
	93.	87	286	Billy Busen	Stagg	18:01	6:01
	94.	88	435	Adam Gurke	Reavis	18:03	6:01
	95.		301	Cody Richer	Plainfield Central	18:05	6:02
	96.	89	344	David Inda	Plainfield South	18:06	6:02
	97.	90	330	Mark Wooldridge	Plainfield North	18:07	6:03
	98.		362	Eric Diaz	Curie	18:08	6:03
	99.	91	288	Sam Hynes	Stagg	18:08	6:03
	100.	92	243	Anthony Maciag	Brother Rice	18:09	6:03
	101.	93	244	James Durkin	Brother Rice	18:10	6:04
	102.	94	443	T.J Michaels	Oak Lawn (Community)	18:14	6:05
	103.		363	Christophe Salcedo	Kennedy	18:17	6:06
	104.	95	278	Matt Cabel	Shepard	18:18	6:06
	105.	96	353	Jake Runnion	Plainfield East	18:18	6:06
	106.	97	285	AJ Grimberg	Stagg	18:19	6:07
	107.	98	432	David Palac	Reavis	18:19	6:07
	108.		300	John Principato	Plainfield Central	18:22	6:08
	109.	99	276	Mike Busch	Shepard	18:23	6:08
	110.	100	265	Luke Haberkorn	Chicago (Marist)	18:28	6:10
	111.	101	479	Albert Alfano	St. Rita	18:28	6:10
	112.	102	274	Dan Brumbaugh	Shepard	18:35	6:12
	113.	103	456	Dan O'keefe	Mt. Carmel	18:37	6:13
	114.	104	468	Chris Pakula	St. Laurence	18:37	6:13
	115.		361	Ian Francis	Gage Park	18:39	6:13
	116.		236	Eugene Rivera	Eisenhower	18:39	6:13
	117.	105	436	Kevin Trujillo	Reavis	18:40	6:14
	118.		235	Matt Lukens	Richards	18:44	6:15
	119.	106	355	Abdel Hamed	Plainfield East	18:46	6:16
	120.	107	467	John Hoffman	St. Laurence	18:46	6:16
	121.	108	277	J.J. Qualls	Shepard	18:51	6:17
	122.	109	279	Mike Evancich	Shepard	18:51	6:17
	123.	110	444	Chris Mephram	Oak Lawn (Community)	18:52	6:18
	124.	111	445	Joe Probst	Oak Lawn (Community)	18:53	6:18
	125.	112	323	Jake Knowles	Lockport	18:55	6:19
	126.	113	266	Sam Signorelli	Chicago (Marist)	18:55	6:19
	127.	114	293	Kevin Moylan	Stagg	18:56	6:19
	128.	115	462	Mel Escamilla	Mt. Carmel	18:56	6:19
	129.	116	267	Leo Martinez	Chicago (Marist)	18:58	6:20
	130.	117	469	Connor Murphy	St. Laurence	18:59	6:20
	131.	118	403	Russell Danielson	Hinsdale South	19:00	6:20
	132.		364	Richard Horta	Curie	19:01	6:21
	133.	119	446	Collin Demski	Oak Lawn (Community)	19:02	6:21
	134.	120	358	Eric Larson	Plainfield East	19:06	6:22
	135.	121	418	Ryan Kelch	Downers Grove South	19:07	6:23

ILLINOIS HIGH SCHOOL ASSOCIATION
 Cross Country Sectional - Dellwood Park
 Host: Lockport Township High School

Boys Individual Results

Team Place	Overall Place	Bib NO.	Name	School	Time	Pace
136.	122	331	Kenny Richards	Plainfield North	19:09	6:23
137.	123	459	Matt Merchant	Mt. Carmel	19:12	6:24
138.	124	425	Silvestre Arambula	Hubbard	19:14	6:25
139.	125	332	Alex Hish	Plainfield North	19:18	6:26
140.	126	394	Mark Pfeiffer	Downers Grove North	19:19	6:27
141.	127	458	Ryan Fitzpatrick	Mt. Carmel	19:21	6:27
142.	128	289	Richie Ferneau	Stagg	19:22	6:28
143.	129	290	Dave Piechalak	Stagg	19:24	6:28
144.		237	Alejandro Montes	Eisenhower	19:30	6:30
145.	130	271	Luke O'Farrell	Chicago (Marist)	19:34	6:32
146.	131	426	Axel Munoz	Hubbard	19:40	6:34
147.	132	482	Conor LePretere	St. Rita	19:42	6:34
148.	133	447	Ed Cruz	Oak Lawn (Community)	19:47	6:36
149.	134	451	Anthony Gal	Oak Lawn (Community)	19:47	6:36
150.	135	487	Mark Radavic	St. Rita	19:48	6:36
151.	136	480	Dan Dwyer	St. Rita	20:43	6:55
152.	137	481	Neil Ehmig	St. Rita	20:43	6:55
153.	138	428	Matthew Cukrowski	Hubbard	20:48	6:56
154.	139	470	Sergio Villareal	St. Laurence	20:55	6:59
155.	140	427	Luis Reyes	Hubbard	21:12	7:04
156.	141	460	Alex Asta	Mt. Carmel	21:12	7:04
157.	142	478	Brendan Rafferty	St. Rita	21:40	7:14
158.	143	429	Miguel Guevara	Hubbard	21:40	7:14
159.	144	472	Ed Smith	St. Laurence	21:51	7:17
160.	145	471	Anthony Fernandez	St. Laurence	22:13	7:24

160 records processed.



SANDBURG
CROSS COUNTRY

NEWS AND NOTES

IHSA State Meet

Saturday, Nov 6, 2010

52 degrees, sunny, slight wind

COACH'S COMMENTS: When we start the process of becoming our best our focus is on who we become more significantly than what time we run or what place we take. Saturday we had a lot to be proud of, not only of the times and places we ran but also for the character we displayed—who we've become. What a historic day! Lukas Verzbicas became the fastest runner in school history. He flawlessly hit his mile and two mile splits and was on pace to break the state record until the final 400 meters. While this was a disappointment to Lukas, it should be seen as an amazing accomplishment. His effort and preparation made him deserving of the record, which is more important than the record itself. In the process, Lukas has solidified himself as one of the best runners in the history of American high school distance running. Mitch Rees put together his best race of the season, which is what we always expect to do in our final race, but often difficult to pull off. He took what he learned throughout the racing year and applied it to his performance, then went out there and gave it everything he had to run one of the best times in school history (14th best ever)! 15:01, rounded up likely from the chip time, is an incredible performance and improvement from times from previous Peoria meets. Doc McMahon did everything that we'd asked for in this performance. He was focused, disciplined, and he problem solved. When he fell at the 400 meter marker, it would have been easy to fold or give up, but he was determined not to let one problem destroy his goal. He took off and went through the 800 in 2:17 and mile in 4:50 despite the fall. Clearly he took off after the fall and certainly lost a lot of energy in the fall itself. Doc's determination proved bigger than any adversity in the race. Mike Tortorelli somehow managed to get through a variety of issues throughout the season to run well in his last high school race. He had one of the best closes of the day in the last 800 and proved that he figured out a way to finish strong. DH somehow overcame mono and strep throat that was diagnosed less than one month ago. Somehow he figured out a way to come back and contribute to the team in the final two, biggest races of the season. Alex Kordas was truly aggressive in his race and was out blitzing like we wanted him to do. He cleared through 1.5 miles way ahead of target and PR pace, but just ran out of gas. That kind of effort is what we were looking for. Finally, Jimmy showed so much progress this season and is clearly going to be one of our go-to guys next year. He was out of the race early on, but rallied hard. I was thrilled with our effort and our performances on Saturday. We battled all season long and never gave up despite adversity and challenges. There are three guys who will go on to great college careers and we have four guys who will be very powerful runners next year for Sandburg. All seven will always be Sandburg runners.

TIDBITS: Turn in gear.

WHAT'S NEXT: Awards Night Tuesday November 23 at 7:00 p.m.

Results:

1. York—162 2. Lake Zurich—164 3. Neuqua Valley—180 10. SANDBURG—304

Sandburg—

1. Verzbicas	2:09-2:21/4:30-2:17/6:47-2:23/4:40/9:10-2:17-2:27/4:44	13:54
48. Rees	2:16-2:33/4:49-2:30/7:19-2:36/5:06/9:55-2:32-2:34/5:06	15:01
105. McMahon	2:17-2:33/4:50-2:30/7:20-2:40/5:10/10:00-2:39-2:46/5:25	15:25
114. Tortorelli	2:24-2:30/4:54-2:40/7:34-2:41/5:21/10:15-2:37-2:34/5:13	15:28
132. Hevel	2:19-2:39/4:58-2:36/7:34-2:44/5:20/10:18-2:42-2:37/5:19	15:37
166. Kordas	2:18-2:37/4:55-2:40/7:35-2:48/5:28/10:23-2:45-2:49/5:34	15:57
174. Panozzo	2:24-2:41/5:05-2:41/7:46-2:49/5:32/10:37-2:44-2:39/5:23	16:00

Five Man Total: 75:23 New School Record

ILLINOIS HIGH SCHOOL ASSOCIATION

State Cross Country Championships

Boys AAA - November 6, 2010

Team Scores

Place	Score	SCHOOL	(Total, Average, Pack Times)
1.	162	Elmhurst (York)	(1:14:30, 14:53.86, 0:52)
	2	32 40 43 45 (47)	
		Driggs, Mimlitz, Hedman, Milling, Gornick, Simo	
2.	164	Lake Zurich	(1:14:21, 14:52.14, 0:53)
	13	16 17 28 90 (122) (134)	
		Delatorre, Juras, Brend, Moncrieff, Smith, Picha, Ripoli	
3.	180	Naperville (Neuqua Valley)	(1:14:56, 14:59.01, 0:38)
	14	31 36 41 58 (60) (61)	
		Soltys, Derrick, Ferguson, Pozzo, Antonson, Gaikwad, Coyne	
4.	189	Palatine (H.S.)	(1:15:01, 15:00.09, 0:34)
	18	34 39 42 56 (72) (105)	
		Gregorio, Laskowske, Johnson, Frey, Garcia, McGough, Meincke	
5.	200	O'Fallon (H.S.)	(1:15:00, 14:59.86, 0:53)
	12	24 27 49 88 (99) (137)	
		Scolarici, Riba, Munie, Slaughter, Ryan, Becker, Sarpy	
6.	232	Oak Park (O.P.-River Forest)	(1:15:11, 15:02.05, 1:06)
	4	5 57 63 103 (124) (156)	
		Stapleton, Schrobilgen, Hogenson, Yoo, Donley, Gardner, Fourman	
7.	245	Winnetka (New Trier)	(1:15:43, 15:08.51, 0:25)
	29	33 44 68 71 (73) (87)	
		King, Later, Qasim, Nystuen, Quirke, Underwood, Schaff	
8.	268	Barrington	(1:15:43, 15:08.52, 0:54)
	6	46 64 70 82 (89) (111)	
		Peterson, Eiring, Graves, Dockery, Foley, Wojtowicz, McAuliff	
9.	296	LaGrange (Lyons)	(1:15:58, 15:11.41, 0:58)
	7	50 67 77 95 (125) (141)	
		Telfer, Holt, Matusiak, Pilipiszyn, Kokoris, Mohan, Pollard	
10.	304	Orland Park (Sandburg)	(1:15:23, 15:04.53, 1:43)
	1	37 79 85 102 (132) (139)	
		Verzbicas, Rees, McMahon, Tortorelli, Hevel, Kordas, Panozzo	
11.	307	Schaumburg (H.S.)	(1:16:08, 15:13.54, 0:44)
	19	38 76 83 91 (107) (131)	
		Morrison, Prizy, Anderson, Prizy, O'Connell, Swiech, Flight	
12.	313	Minooka	(1:16:06, 15:13.15, 0:57)
	8	59 69 84 93 (108) (149)	
		McAsey, Popek, Smith, Bahret, Patterson, Santillo, Boland	
13.	336	Wilmette (Loyola Academy)	(1:16:27, 15:17.32, 0:53)
	22	25 66 110 113 (155) (168)	
		Ford, Hague, Beddome, Ford, Morales, Fausone, Lamble	
14.	345	Hinsdale (Central)	(1:16:20, 15:15.98, 0:53)
	15	55 86 92 97 (116) (121)	
		Fayette, Withall, Feldman, Pedersen, Stubbings, Somerfield, Lyons	

15. 350 Geneva (1:16:32, 15:18.35, 0:54)
 21 30 78 109 112 (120) (142)
 McDowell, Koskiewicz, Archibald, Bartel, Ahern, Wendt, Bianchina
16. 350 Aurora (West) (1:16:38, 15:19.44, 0:41)
 26 48 75 100 101 (130) (165)
 Bartell, Muth, Herrera, Robinson, Gomez, Robinson, Isaacson
17. 404 Normal (Community West) (1:17:02, 15:24.32, 1:12)
 20 23 104 117 140 (153) (157)
 Kerschietter, Basting, Gordon, Scheuermann, Kemp, Endrizzi, Augspurger
18. 421 Downers Grove (North) (1:17:07, 15:25.39, 1:29)
 9 35 106 127 144 (151) (164)
 Silver, Llamas, Lee, Smith, Ruffolo, Grogan, Sarver
19. 430 Naperville (North) (1:17:23, 15:28.59, 0:42)
 52 74 80 96 128 (133) (143)
 Haugen, Ceruti, Qiao, Drendel, Emrie, Pecorin, McKeown
20. 445 Chicago (St. Ignatius College) (1:17:25, 15:28.87, 1:32)
 11 65 81 136 152 (162) (170)
 Keelan, Cross, Santino, Devitt, Khan, Doyle, Tonner
21. 466 East Moline (United) (1:17:44, 15:32.62, 1:58)
 3 53 115 135 160 (169) (173)
 Webster, Sands, Rasso, Webster, Boore, Luken, Lopez
22. 554 Wheaton (North) (1:18:40, 15:43.98, 0:57)
 51 54 147 148 154 (172)
 Askin, Hoffman, Didier, Steeno, Johnson, Philbrick
23. 570 Arlington Heights (Hersey) (1:18:45, 15:44.96, 0:46)
 62 114 119 129 146 (150) (161)
 O'Donnell, O'Neil, Havel, Tubergen, McKee, Knautz, DeLoera
24. 591 Edwardsville (H.S.) (1:19:18, 15:51.57, 1:58)
 10 98 158 159 166 (167) (171)
 Sweatt, Maxwell, Abegg, Frohock, Gorsage, Burroughs, Cramsey
25. 599 St. Charles (North) (1:18:57, 15:47.30, 0:29)
 94 118 123 126 138 (145) (163)
 Senci, Heuer, Duggan, Clink, Markowicz, Gray, McSweeney

ILLINOIS HIGH SCHOOL ASSOCIATION

State Cross Country Championships

Boys AAA - November 6, 2010

Place	TmPI	NAME	SCHOOL	CL	TIME	Pace
1.	1	Lukas Verzbicas	Orland Park (Sandburg)	Sr	13:54	4:38
2.	2	Jack Driggs	Elmhurst (York)	Sr	14:16	4:46
3.	3	Cody Webster	East Moline (United)	Sr	14:27	4:49
4.	4	Jack Stapleton	Oak Park (O.P.-River Forest)	Sr	14:31	4:51
5.	5	Malachy Schrobilgen	Oak Park (O.P.-River Forest)	Jr	14:32	4:51
6.	6	Erik Peterson	Barrington	Jr	14:33	4:51
7.		Dave Eckhart	Park Ridge (Maine South)	Sr	14:33	4:51
8.	7	Sam Telfer	LaGrange (Lyons)	Sr	14:34	4:52
9.	8	Joe McAsey	Minooka	Sr	14:34	4:52
10.	9	Ben Silver	Downers Grove (North)	Sr	14:34	4:52
11.	10	Garrett Sweatt	Edwardsville (H.S.)	Jr	14:36	4:52
12.	11	Jack Keelan	Chicago (St. Ignatius College	So	14:36	4:52
13.	12	Michael Sclarici	O'Fallon (H.S.)	Sr	14:36	4:52
14.	13	Victor Delatorre	Lake Zurich	Sr	14:38	4:53
15.	14	Taylor Soltys	Naperville (Neuqua Valley)	Jr	14:39	4:53
16.	15	Billy Fayette	Hinsdale (Central)	Sr	14:39	4:53
17.	16	Pat Juras	Lake Zurich	Jr	14:39	4:53
18.	17	Alex Brend	Lake Zurich	Sr	14:39	4:53
19.		Kevin Wood	Lincolnshire (Stevenson)	Sr	14:39	4:53
20.	18	Anthony Gregorio	Palatine (H.S.)	Jr	14:40	4:54
21.		Jereme Atchison	Buffalo Grove	Jr	14:41	4:54
22.		Ari Rothschild	Highland Park	Sr	14:41	4:54
23.		David Groeber	Aurora (Waubonsie Valley)	Sr	14:41	4:54
24.		Kosta Papazoglou	Skokie (Niles North)	Sr	14:42	4:54
25.	19	Travis Morrison	Schaumburg (H.S.)	Sr	14:46	4:56
26.		Andrew Sandoval	Plainfield (North)	Sr	14:48	4:56
27.		Kellan Strobel	Mt. Prospect (Prospect)	Sr	14:49	4:57
28.	20	Drew Kerschietter	Normal (Community West)	Sr	14:49	4:57
29.	21	Kevin McDowell	Geneva	Sr	14:49	4:57
30.	22	Mac Ford	Wilmette (Loyola Academy)	Sr	14:51	4:57
31.	23	Bryce Basting	Normal (Community West)	Sr	14:52	4:58
32.	24	Alex Riba	O'Fallon (H.S.)	So	14:52	4:58
33.		Gunnar Sterne	West Chicago (H.S.)	Sr	14:54	4:58
34.	25	William Hague	Wilmette (Loyola Academy)	Jr	14:54	4:58
35.	26	Ryan Bartell	Aurora (West)	Sr	14:55	4:59
36.	27	Craig Munie	O'Fallon (H.S.)	Sr	14:55	4:59
37.	28	Ryan Moncrieff	Lake Zurich	Sr	14:57	4:59
38.	29	Tommy King	Winnetka (New Trier)	Sr	14:57	4:59
39.	30	Billy Koskiewicz	Geneva	Sr	14:58	5:00
40.	31	Mark Derrick	Naperville (Neuqua Valley)	Jr	14:58	5:00
41.	32	Alex Mimitz	Elmhurst (York)	So	14:58	5:00
42.		Donald Desalvo	Darien (Hinsdale South)	Sr	14:59	5:00
43.		Nick Hall	Northbrook (Glenbrook North)	Sr	14:59	5:00
44.	33	Leland Later	Winnetka (New Trier)	Jr	15:00	5:00
45.	34	A.J. Laskowske	Palatine (H.S.)	Sr	15:00	5:00
46.	35	Brian Llamas	Downers Grove (North)	Sr	15:00	5:00
47.	36	Josh Ferguson	Naperville (Neuqua Valley)	Sr	15:00	5:00
48.	37	Mitch Rees	Orland Park (Sandburg)	Jr	15:01	5:01
49.	38	Evan Prizy	Schaumburg (H.S.)	So	15:03	5:01
50.		Marc Diverde	Crystal Lake (Prairie Ridge)	Sr	15:03	5:01

ILLINOIS HIGH SCHOOL ASSOCIATION

State Cross Country Championships

Boys AAA - November 6, 2010

Place	TmPl	NAME	SCHOOL	CL	TIME	Pace
51.	39	Tim Johnson	Palatine (H.S.)	Jr	15:04	5:02
52.	40	Tom Hedman	Elmhurst (York)	Sr	15:04	5:02
53.	41	Vincenzo D Pozzo	Naperville (Neuqua Valley)	Sr	15:05	5:02
54.	42	Reuben Frey	Palatine (H.S.)	Sr	15:05	5:02
55.	43	Scott Milling	Elmhurst (York)	So	15:06	5:02
56.		Ian Barnett	Oak Park (Fenwick)	Sr	15:07	5:03
57.	44	Isa Qasim	Winnetka (New Trier)	Sr	15:07	5:03
58.	45	Nick Gornick	Elmhurst (York)	Sr	15:07	5:03
59.	46	Karl Eiring	Barrington	Sr	15:07	5:03
60.	47	Matt Simo	Elmhurst (York)	Sr	15:09	5:03
61.		Juan Carrera	Round Lake	Sr	15:09	5:03
62.	48	Matt Muth	Aurora (West)	Sr	15:09	5:03
63.	49	Jake Slaughter	O'Fallon (H.S.)	Sr	15:10	5:04
64.		Tom Condreva	Chicago (Brother Rice)	Sr	15:10	5:04
65.	50	Mark Holt	LaGrange (Lyons)	Sr	15:11	5:04
66.		Ryan Mamerow	Fox Lake (Grant)	Sr	15:11	5:04
67.		Eric Lindelsee	Oak Lawn (Community)	Jr	15:12	5:04
68.	51	Aidan Askin	Wheaton (North)	Jr	15:12	5:04
69.	52	Griffin Haugen	Naperville (North)	So	15:12	5:04
70.	53	Keith Sands	East Moline (United)	Jr	15:13	5:05
71.		Aleksandar Stojanovic	Moline (H.S.)	Sr	15:13	5:05
72.	54	Sam Hoffman	Wheaton (North)	Jr	15:13	5:05
73.	55	Zach Withall	Hinsdale (Central)	Sr	15:13	5:05
74.		Neal Omar	Skokie (Niles West)	Jr	15:13	5:05
75.		Pat Niyork	Villa Park (Willowbrook)	Jr	15:13	5:05
76.	56	Marcus Garcia	Palatine (H.S.)	Jr	15:14	5:05
77.	57	Peter Hogenson	Oak Park (O.P.-River Forest)	Sr	15:14	5:05
78.		Mike Keller	Tinley Park (Andrew)	Jr	15:15	5:05
79.	58	Josh Antonson	Naperville (Neuqua Valley)	Sr	15:16	5:06
80.	59	Dan Popek	Minooka	Jr	15:16	5:06
81.	60	Hirsh Gaikwad	Naperville (Neuqua Valley)	Sr	15:18	5:06
82.	61	Matt Coyne	Naperville (Neuqua Valley)	Sr	15:18	5:06
83.	62	Ryan O'Donnell	Arlington Heights (Hersey)	Sr	15:18	5:06
84.	63	Eunhwan Yoo	Oak Park (O.P.-River Forest)	Sr	15:18	5:06
85.	64	Ryan Graves	Barrington	Sr	15:18	5:06
86.		Mike Lederhouse	Glen Ellyn (Glenbard West)	Jr	15:19	5:07
87.	65	Jack Cross	Chicago (St. Ignatius College)	Sr	15:19	5:07
88.	66	Tom Beddome	Wilmette (Loyola Academy)	Sr	15:19	5:07
89.		Joe Stewart	Aurora (Metea Valley)	Jr	15:19	5:07
90.	67	Michael Matusiak	LaGrange (Lyons)	So	15:19	5:07
91.	68	Scott Nystuen	Winnetka (New Trier)	Sr	15:20	5:07
92.	69	Kyle Smith	Minooka	Jr	15:20	5:07
93.	70	Kyle Dockery	Barrington	Sr	15:20	5:07
94.	71	Michael Quirke	Winnetka (New Trier)	Sr	15:22	5:08
95.	72	Ryan McGough	Palatine (H.S.)	Sr	15:22	5:08
96.	73	Eric Underwood	Winnetka (New Trier)	Jr	15:23	5:08
97.	74	Sam Ceruti	Naperville (North)	So	15:23	5:08
98.		Niko Petrusich	Plainfield (East)	Jr	15:23	5:08
99.		Dan Caddigan	Chicago (Brother Rice)	Jr	15:23	5:08
100.	75	Robert Herrera	Aurora (West)	So	15:24	5:08

ILLINOIS HIGH SCHOOL ASSOCIATION

State Cross Country Championships

Boys AAA - November 6, 2010

Place	TmPl	NAME	SCHOOL	CL	TIME	Pace
101.	76	Tyler Anderson	Schaumburg (H.S.)	Jr	15:24	5:08
102.	77	Chris Pilipiszyn	LaGrange (Lyons)	Sr	15:24	5:08
103.	78	Peter Archibald	Geneva	Jr	15:25	5:09
104.		Abdurahim Haji	Chicago (Mather)	Jr	15:25	5:09
105.	79	Pat McMahon	Orland Park (Sandburg)	So	15:25	5:09
106.	80	Jimmy Qiao	Naperville (North)	So	15:25	5:09
107.		Tom Rotondi	Frankfort (Lincoln-Way East)	Jr	15:26	5:09
108.	81	Patrick Santino	Chicago (St. Ignatius College	Jr	15:26	5:09
109.	82	Andrew Foley	Barrington	Sr	15:27	5:09
110.		Brett Haffner	Collinsville	Sr	15:27	5:09
111.		Mitch Wilkins	Crystal Lake (Prairie Ridge)	Jr	15:27	5:09
112.	83	Connor Prizy	Schaumburg (H.S.)	Sr	15:27	5:09
113.	84	Danny Bahret	Minooka	Sr	15:28	5:10
114.	85	Mike Tortorelli	Orland Park (Sandburg)	Sr	15:28	5:10
115.	86	Jack Feldman	Hinsdale (Central)	Jr	15:28	5:10
116.	87	Chip Schaff	Winnetka (New Trier)	Jr	15:28	5:10
117.	88	Connor Ryan	O'Fallon (H.S.)	Sr	15:29	5:10
118.	89	Nolan Wojtowicz	Barrington	Jr	15:29	5:10
119.	90	Jon Smith	Lake Zurich	Jr	15:30	5:10
120.	91	Pat O'Connell	Schaumburg (H.S.)	Sr	15:30	5:10
121.	92	Neil Pedersen	Hinsdale (Central)	Jr	15:30	5:10
122.	93	Chris Patterson	Minooka	Sr	15:31	5:11
123.	94	Ryan Senci	St. Charles (North)	Sr	15:31	5:11
124.	95	Mike Kokoris	LaGrange (Lyons)	Sr	15:31	5:11
125.	96	Nick Drendel	Naperville (North)	Jr	15:31	5:11
126.	97	Pete Stubbings	Hinsdale (Central)	Sr	15:32	5:11
127.	98	Chad Maxwell	Edwardsville (H.S.)	So	15:33	5:11
128.	99	Jacob Becker	O'Fallon (H.S.)	Jr	15:34	5:12
129.		Ryan Sheeran	Burbank (St. Laurence)	Sr	15:34	5:12
130.	100	Josh Robinson	Aurora (West)	Jr	15:36	5:12
131.	101	Omar Gomez	Aurora (West)	So	15:36	5:12
132.	102	Derek Hevel	Orland Park (Sandburg)	Jr	15:37	5:13
133.	103	Brendan Donley	Oak Park (O.P.-River Forest)	Sr	15:37	5:13
134.	104	Eric Gordon	Normal (Community West)	Jr	15:38	5:13
135.	105	Tim Meincke	Palatine (H.S.)	Jr	15:38	5:13
136.		Nick Sinadinos	Frankfort (Lincoln-Way East)	Sr	15:38	5:13
137.	106	Cody Lee	Downers Grove (North)	Sr	15:39	5:13
138.	107	Pat Swiech	Schaumburg (H.S.)	Jr	15:40	5:13
139.	108	Joey Santillo	Minooka	So	15:40	5:14
140.	109	Connor Bartel	Geneva	Sr	15:40	5:14
141.	110	Todd Ford	Wilmette (Loyola Academy)	Jr	15:42	5:14
142.	111	Tim McAuliff	Barrington	Sr	15:43	5:15
143.	112	Ryan Ahern	Geneva	Sr	15:43	5:15
144.	113	Byron Morales	Wilmette (Loyola Academy)	Jr	15:43	5:15
145.	114	Sam O'Neil	Arlington Heights (Hersey)	Sr	15:44	5:15
146.	115	Tyler Rasso	East Moline (United)	Fr	15:44	5:15
147.	116	Brad Somerfield	Hinsdale (Central)	Sr	15:45	5:15
148.	117	Peyton Scheuermann	Normal (Community West)	So	15:46	5:16
149.	118	Zach Heuer	St. Charles (North)	Jr	15:46	5:16
150.	119	Brian Havel	Arlington Heights (Hersey)	Sr	15:47	5:16

ILLINOIS HIGH SCHOOL ASSOCIATION

State Cross Country Championships

Boys AAA - November 6, 2010

Place	TmPI	NAME	SCHOOL	CL	TIME	Pace
151.	120	Nate Wendt	Geneva	So	15:48	5:16
152.	121	Tom Lyons	Hinsdale (Central)	Jr	15:49	5:17
153.	122	Shawn Picha	Lake Zurich	Sr	15:50	5:17
154.		Tyler Veerman	Pekin	Sr	15:50	5:17
155.	123	Declan Duggan	St. Charles (North)	Jr	15:50	5:17
156.	124	Michael Gardner	Oak Park (O.P.-River Forest)	Jr	15:51	5:17
157.	125	Patrick Mohan	LaGrange (Lyons)	Sr	15:52	5:18
158.	126	Billy Clink	St. Charles (North)	Jr	15:52	5:18
159.	127	Zach Smith	Downers Grove (North)	Fr	15:53	5:18
160.	128	Dan Emrie	Naperville (North)	Jr	15:54	5:18
161.	129	Steve Tubergen	Arlington Heights (Hersey)	Sr	15:54	5:18
162.	130	Calvin Robinson	Aurora (West)	Jr	15:55	5:19
163.		Kyle Counter	New Lenox (Lincoln-Way Central)	Sr	15:56	5:19
164.	131	Brian Flight	Schaumburg (H.S.)	Jr	15:56	5:19
165.		Nick Miller	Machesney Park (Harlem)	Jr	15:56	5:19
166.	132	Alex Kordas	Orland Park (Sandburg)	Sr	15:57	5:19
167.	133	Jake Pecorin	Naperville (North)	Fr	15:57	5:19
168.	134	Jared Ripoli	Lake Zurich	So	15:57	5:19
169.		Fabian Cabrera	Franklin Park-Northlake (Leyde)	Jr	15:57	5:19
170.	135	Austin Webster	East Moline (United)	Fr	15:58	5:20
171.	136	Peter Devitt	Chicago (St. Ignatius College)	Jr	15:58	5:20
172.	137	Nicholai Sarpy	O'Fallon (H.S.)	Jr	15:58	5:20
173.	138	Grant Markowicz	St. Charles (North)	Jr	15:59	5:20
174.	139	Jimmy Panozzo	Orland Park (Sandburg)	Jr	16:00	5:20
175.	140	Jeremy Kemp	Normal (Community West)	Sr	16:00	5:20
176.	141	Tim Pollard	LaGrange (Lyons)	Sr	16:01	5:21
177.	142	Michael Bianchina	Geneva	So	16:02	5:21
178.	143	Charlie McKeown	Naperville (North)	Sr	16:02	5:21
179.	144	Ben Ruffolo	Downers Grove (North)	Sr	16:03	5:21
180.	145	Spencer Gray	St. Charles (North)	So	16:04	5:22
181.	146	Nick McKee	Arlington Heights (Hersey)	Sr	16:04	5:22
182.	147	Wyatt Didier	Wheaton (North)	So	16:04	5:22
183.	148	Paul Steeno	Wheaton (North)	So	16:04	5:22
184.	149	Ben Boland	Minooka	Jr	16:05	5:22
185.	150	Nathan Knautz	Arlington Heights (Hersey)	Sr	16:06	5:22
186.	151	Pat Grogan	Downers Grove (North)	Jr	16:07	5:23
187.	152	Kamal Khan	Chicago (St. Ignatius College)	Sr	16:07	5:23
188.	153	Roman Endrizzi	Normal (Community West)	Sr	16:08	5:23
189.	154	Zach Johnson	Wheaton (North)	Sr	16:09	5:23
190.	155	Andrew Fausone	Wilmette (Loyola Academy)	Sr	16:14	5:25
191.	156	Sam Fourman	Oak Park (O.P.-River Forest)	Sr	16:15	5:25
192.	157	Caleb Augspurgen	Normal (Community West)	Jr	16:16	5:26
193.	158	Austin Abegg	Edwardsville (H.S.)	Jr	16:19	5:27
194.	159	Ryker Frohock	Edwardsville (H.S.)	So	16:20	5:27
195.	160	Pauly Boore	East Moline (United)	Fr	16:24	5:28
196.	161	Erick DeLoera	Arlington Heights (Hersey)	Fr	16:25	5:29
197.	162	Jack Doyle	Chicago (St. Ignatius College)	Sr	16:30	5:30
198.	163	Ryan McSweeney	St. Charles (North)	So	16:31	5:31
199.	164	Matt Sarver	Downers Grove (North)	Sr	16:31	5:31
200.	165	Graham Isaacson	Aurora (West)	So	16:32	5:31

ILLINOIS HIGH SCHOOL ASSOCIATION

State Cross Country Championships

Boys AAA - November 6, 2010

Place	TmPI	NAME	SCHOOL	CL	TIME	Pace
201.	166	Michael Gorsage	Edwardsville (H.S.)	Sr	16:33	5:31
202.	167	Joel Burroughs	Edwardsville (H.S.)	Jr	16:35	5:32
203.	168	Sean Lambie	Wilmette (Loyola Academy)	Jr	16:40	5:34
204.	169	Bryce Luken	East Moline (United)	Fr	16:47	5:36
205.	170	Mike Tonner	Chicago (St. Ignatius College	Jr	17:01	5:41
206.	171	Caden Cramsey	Edwardsville (H.S.)	Jr	17:25	5:49
207.	172	Caleb Philbrick	Wheaton (North)	Sr	17:35	5:52
208.	173	Sergio Lopez	East Moline (United)	Fr	17:49	5:57

208 records processed.