


Sandburg Eagles

2007 SEASON IN REVIEW



Champions:

Conference

IHSA Regional

IHSA Sectional

12th Place in State

November, 2007

2007 Sandburg Cross Country Team—

As I look back on the 2007 season I can't help but be overcome with pride. As we concluded the season last year the most frequent comment I heard from other coaches, reporters, or spectators was the observation that so much of our core was graduating. Our team had been held up as one of the state's best for a few years based on the largely senior-led group. As these people commented on how much we were losing, you all took stock in how much we had to gain. Never—not once—did you ever back down. Not once did you surrender the idea that we are one of the best in the state. Not once did you back off your goals, or think that we were "rebuilding." Not once did you ever waiver in your confidence and your belief in each other. Had we listened to the expectations of the critics, we wouldn't have made it past Lyons. Instead, this team blazed a new mark in our school's history. We ran the third fastest time ever, racked up PR after PR, and won the SWSC on all levels, IHSA Regional, and IHSA Sectional titles. Without question, we had one of the most successful seasons in Sandburg history.

As you all reflect on the season and consider the triumphs, defeats, setbacks, and breakthroughs, I want you to realize something that I am absolutely *certain* of about this team: the 2007 Sandburg Cross Country team reached its highest potential. I am certain that everyone on the team dedicated himself to a common goal and joined together to be champions. Our team was not defined by immense talent or natural gifts. Instead, this team was defined by its willpower, its determination to improve, and its desire to come together as one. At the beginning of the year in the preseason book I challenged the team: *"You need to earn the right to be proud and confident. To truly represent Sandburg and yourself, you need to prepare everyday, you need to race with hunger, you need to enthusiastically pull for your teammates, and you need to be a leader with class, respect, and humility. Only then can you truly feel proud and confident."* You accepted this challenge, and through your actions you have defined yourselves as a team, as runners, and as human beings. You have earned the right to be proud and confident.

And now comes the dreaded moment. It is at this point every year while we are reflecting that we say goodbye to our seniors. The seniors who graduate from Sandburg cross country tonight have left an indelible mark. Not only did this senior class contribute to the most successful era in Sandburg history, but they represented our school with a consummate commitment, work ethic, and dignity. Seniors **Remington Berg, David Brugioni**, and four-year seniors **Mark Canzona, Bill Hinderman, Tim Hogan, Mike Marbach, Joe Martinez, Corey Puckett** and **Jake White** will never be replaced.

To the seniors: thank you for your commitment to the team. Not only have you contributed to four years of Sandburg cross country, but you have also made future teams more successful. Your contribution will be felt for years to come. It is my hope that you continue to run and that you remember all that you have learned in the past four years. I truly believe that you can accomplish anything you want—and I hope that you understand that about yourselves. Believe in your ability. And you, more than any team I've been around, should know what it means to only answer to your own expectations and not the criticisms and reservations of others. I hope you remember what you learned about setting goals, about risking, about determination, about overcoming obstacles, about believing in yourself when all those around you doubt you, and most importantly I hope you remember what you learned about class, decency and caring for others. Be sure to be active alumni—write letters, visit us at practice, and support the team at meets. Thank you for all that you've done. You have made me immeasurably proud.

To the rest of the team: it is your job now. Understand the enormous responsibility that you have—you must uphold the traditions and values of the seniors. When you run next year you will be running for these seniors. One thing that the seniors have invariably taught us: you can choose to be a success. You can choose to make your four years, and your life, a story to be told. This team made that very difficult choice. It was the hard choice, it was the path less traveled by, but it was the right choice. Now it is your time. Let's get to work.

Thank you all for another memorable season. I will never forget the 2007 Sandburg Cross Country team. I have enjoyed every moment of the journey.

---Coach O'Malley

2007 Sandburg Cross Country

Altman, Jonathon

Berg, Remington

Brower, Mike

Brugioni, David

Burch, John

Butkus, Eddie

Butzen, Matt

Canzona, Mark

Chrzanowski, Brian

Coglianesse, Bill

Curtis, Michael

Dahleen, Zach

Debella, Louis

DeMatteo, Pat

DeWolf, Danny

DeWolf, Nick

Duffy, Ryan

Evans, Jim

Evans, Ron

Flaherty, Jack

Foster, Mike

Guzinski, Tyler

Hevel, Elliot

Hinderman, Bill

Hogan, Tim

Keane, Sean

Kordas, Alex

Koutavas, Chris

Kujawa, Matt

Marbach, Mike, *captain*

Martinez, Joe

Marks, Kurt

McKanna, Justin

McNicholas, Kyle

Meyer, Kyle

Murphy, Pat

O'Flaherty, Dennis

Ondras, Jordan

Oscari, Paul

Pavur, Ben

Perino, Jeff

Piper, Matt

Pronoitis, Adam

Puckett, Corey, *captain*

Sawyers, Ryan

Tortorelli, Mike

Tyrpin, Anthony

Vittori, Jake

White, Jake

2007 Season Highlights:

Varsity:

Lyons Invitational 2nd Place

Palatine Invitational 4th Place

SWSC Champions

IHSA Regional Champions

IHSA Sectional Champions

12th Place in State

Third-Fastest Time in CSHS History—76:26

Sophomore:

Lyons Invitational 2nd Place

Reavis Invitational 2nd Place

Andrew Invitational Grand Champions: Fresh—2nd place, Soph—3rd Place

St. Charles Invitational 2nd Place

SWSC Champions

Individuals:

Andrew F/S Invitational—Mike Tortorelli Freshman Champion

SWSC—Zach Dahleen Varsity Champion,
Jake White Open Champion

All-Conference—F/S

Mike Tortorelli, Justin McKanna, Mike Brower, Nick DeWolf

All-Conference—Varsity

Zach Dahleen, Mike Marbach, Elliot Hevel, Kyle Meyer

All-Regional

Zach Dahleen, Mike Marbach, Kyle McNicholas, Elliot Hevel, Kyle Meyer

All-Sectional

Zach Dahleen, Mike Marbach

2007 Eagle Cross Country

RUNNER OF THE WEEK AWARDS

LYONS:	Mike Marbach, Kyle Meyer, Mike Tortorelli
REAVIS:	David Brugioni, Mike Brower, John Burch
PEORIA:	Zach Dahleen, Justin McKanna
PALATINE:	Elliot Hevel, Kyle McNicholas, Sean Keane
ANDREW/LOCKPORT:	Corey Puckett, Alex Kordas
ST. CHARLES:	Remington Berg, Ryan Duffy
SWSC:	Zach Dahleen, Dennis O'Flaherty, Jake White, Nick DeWolf, Chris Koutavas, J. Ondras, Jack Flaherty
IHSA REGIONALS:	Kyle McNicholas
IHSA SECTIONALS:	Team
IHSA STATE:	Team

SEASON AWARDS

VARSITY MOST VALUABLE:	Zach Dahleen, Mike Marbach
F/S MOST VALUABLE:	Mike Tortorelli
NEW COMER OF THE YEAR:	Justin McKanna, Mike Brower
MOST IMPROVED:	Kyle Meyer, Dennis O'Flaherty, Elliot Hevel
SPORTSMAN OF THE YEAR:	Mike Marbach, Corey Puckett, David Brugioni
FOUR YEAR RUNNERS:	Mike Marbach, Joe Martinez, Bill Hinderman, Mark Canzona, Corey Puckett, Jake White, Tim Hogan
F/S ALL-CONFERENCE:	Mike Tortorelli, Justin McKanna, Mike Brower, Nick DeWolf
VARSITY ALL-CONFERENCE:	Zach Dahleen, Mike Marbach, Elliot Hevel, Kyle Meyer
ALL-REGIONAL:	Zach Dahleen, Mike Marbach, Kyle McNicholas, Elliot Hevel, Kyle Meyer
ALL-SECTIONAL:	Zach Dahleen, Mike Marbach
STATE QUALIFIERS:	Zach Dahleen, Mike Marbach, Kyle Meyer, Kyle McNicholas, Elliot Hevel, Corey Puckett, Dennis O'Flaherty

State Meet Qualifying Teams:

1976, 1977, 1980, 1981, 1994, 1995, 1996, 1998, 1999, 2000, 2001,
2003, 2004, 2005, 2006, **2007**

Top Ten State Finishes:

1977—8th

1981—4th

2005—8th

2006—4th

IHSA Individual All-Staters:

Reed Williams: 22nd (1957), 16th (1958)

Bob Hicks: 13th (1975), 12th (1976)

Tom Graves: 3rd (1975), 1st (1976), 1st (1977)

Dan Hahn: 13th (1982)

Steve Kaye: 24th (1982)

Andy Homoly: 22nd (1986), 13th (1987)

Aaron Borling: 22nd (1994)

Jeremy Borling: 18th (1997)

Brian Glaza: 23rd (2003)

Justin Smith: 19th (2005)

Kevin Adamowski: 19th (2006)

IHSA Regional Titles:

1976, 1981, 1994, 1995, 1996, 1999, 2000, 2001, 2002, 2004, 2005,
2006, **2007**

IHSA Sectional Titles:

1976, 1994, 2001, 2005, 2006, **2007**

Conference Titles:

1974, 1975, 1976, 1977, 1978, 1979, 1981, 1991, 1993, 1994, 2000,
2004, 2005, 2006, **2007**

Varsity Individual Conference Champions:

Hicks/Graves	1975	Brian Breen	1992
Bob Hicks	1976	Steve Rains	1993
Tom Graves	1977	Aaron Borling	1994
Mike Keane	1978	Kevin Adamowski	2004
Dan Hahn	1982	Kevin Adamowski	2005
Andy Homoly	1987	Kevin Adamowski	2006
Mike Sommer	1991	Zach Dahleen	2007

Sandburg: Detweiller Park Top 20 All-Time Runners

1. Tom Graves	13:56.6*	1977 state meet
2. Bob Hicks	14:30	1976 state meet
3. Zach Dahleen	14:39	2007 PND
4. Kevin Adamowski	14:43.4	2006 state meet
5. Justin Smith	14:46	2005 state meet
6. Andy Homoly	14:48	1987 state meet
7. Dan Hahn	14:50	1982 state meet
8. Mike Marbach	14:51	2007 PND
9. Tom Sideras	14:54.0	2006 state meet
10. Jeremy Borling	14:55	1997 state meet
11. Brian Glaza	14:57	2003 state meet
12. Steve Kaye	15:02	1981 state meet
13. Brad LaRocque	15:05	2005 state meet
14. Tim Kelly	15:05	2001 PND
15. Mike Choffin	15:06	1977 state meet
16. George Close	15:10	1981 state meet
17. Dave Laird	15:12	2000 state meet
18. Bob Patchak	15:12	1997 state meet
19. Mike Keane	15:13	1977 state meet
20. Jeff Parker	15:16	1980 state meet

* IHSA Class AA State Record

Sub 15:30 Club-Sandburg All-Time Detweiller Park Performances

1. Tom Graves	13:56.6	1977 state meet
2. Tom Graves	14:08.5	1976 state meet
3. Tom Graves	14:18	1975 state meet
4. Bob Hicks	14:30	1976 state meet
5. Bob Hicks	14:38	1975 state meet
6. Zach Dahleen	14:39	2007 PND
7. Kevin Adamowski	14:43.4	2006 state meet
8. Justin Smith	14:46	2005 state meet
9. Kevin Adamowski	14:47	2005 PND
10. Andy Homoly	14:48	1987 state meet
11. Dan Hahn	14:50	1982 state meet
12. Mike Marbach	14:51	2007 PND
13. Tom Sideras	14:54.0	2006 state meet
14. Andy Homoly	14:54	1986 state meet
15. Jeremy Borling	14:55	1997 state meet
16. Brian Glaza	14:57	2003 state meet
17. Jeremy Borling	14:57	1997 PND
18. Mike Marbach	15:02	2007 state meet
19. Steve Kaye	15:02	1981 state meet
20. Brad LaRocque	15:05	2005 state meet
21. Tim Kelly	15:05	2001 PND
22. Dan Hahn	15:06	1981 state meet
23. Mike Choffin	15:06	1977 state meet)
24. Justin Smith	15:08.4	2006 state meet
25. Brad LaRocque	15:08.4	2006 state meet
26. Kevin Adamowski	15:08	2005 state meet
27. George Close	15:10	1981 state meet
28. Brad LaRocque	15:11	2005 PND
29. Kevin Adamowski	15:12	2004 PND
30. Dave Laird	15:12	2000 state meet
31. Bob Patchak	15:12	1997 state meet
32. Mike Keane	15:13	1977 state meet
33. Tom Sideras	15:15	2006 PND
34. Jeff Parker	15:16	1980 state meet
35. Tim Kelly	15:16	2002 state meet
36. Kevin Adamowski	15:20	2006 PND
37. Tom Sideras	15:21	2005 PND
38. Matt Swiatkowski	15:25	2001 PND
39. Justin Smith	15:27	2006 PND
40. Jeremy Borling	15:27	1996 PND
41. Bob Patchak	15:28	1997 PND
42. Tim Kelly	15:28	2002 PND
43. Mike Marbach	15:29.1	2006 state meet
44. Zach Dahleen	15:29	2007 state meet
45. Kyle Meyer	15:30	2007 PND

F/S Best Performances—Detweiller Park Sub 16:30 Club

1. Tom Graves (So.)—14:18 (1975 state meet)
2. Kevin Adamowski(So.)—15:12 (2004 PND)
3. Kyle Meyer (So.)—15:30 (2007 PND)
4. Kevin Adamowski (Fr)—15:34 (2003 state meet)
5. Brad LaRocque (Fr.)—15:37 (2003 state meet)
6. Mark Gentile (So.)—15:41 (2000 PND)
7. Jeremy Borling(So.)—15:43 (1995 state meet)
8. Bob Patchak(So.)—15:43 (1996 state meet)
9. Brad LaRocque(So.)—15:52.0 (2004 state meet)
10. Kevin Adamowski (So.)—15:52.0 (2004 state meet)
11. Brad LaRocque (So.)—15:53.0 (2004 PND)
12. Nick LaPorta (So.)—15:56 (1998 state meet)
13. Mike Marbach (So.)—15:58 (2005 state meet)
14. Justin Smith (So.)—16:00 (2004 PND)
15. Matt Swiatkowski (So.)—16:01 (1999 state meet)
16. Rudy Kovachevich(So.)—16:03 (1995 state meet)
17. Kevin Adamowski (Fr)—16:04 (2003 PND)
18. Zach Dahleen (So.)—16:04 (2006 PND)
19. Justin Smith (So.)—16:04.7 (2004 state meet)
20. Mike O'Malley (So.)—16:08 (1996 state meet)
21. Dan Hahn(So.)—16:08 (1980 state meet)
22. Mike O'Malley (So.)—16:09 (1996 PND)
23. Bob Patchak (So.)—16:10 (1996 PND)
24. Myles Scott-Sirn (Fr.)—16:10 (2004 PND)
25. Tim Kelly(So.)—16:10 (2000 PND)
26. Dan Hankosky (So.)—16:11 (2000 state meet)
27. Matt Swiatkowski—16:13 (1999 PND)
28. Mark Gentile (So.)—16:13 (2000 state meet)
29. Mike Young (So.)—16:14 (2004 PND)
30. David Laird (Fr.)—16:14 (1997 PND)
31. Brad LaRocque (Fr.)—16:16 (2003 PND)
32. Kyle McNicholas (So.)—16:20 (2006 PND)
33. Dan Hankosky (So.)—16:20 (2000 PND)
34. Nick LaPorta (Fr.)—16:21 (1997 PND)
35. Chuck Archer (So.)—16:22 (2004 PND)
36. Myles Scott-Stirn (Fr.)—16:23.0 (2004 state meet)
37. Kevin Czerwiec(So.)—16:24 (1994 state meet)
38. Anthony Girton (Fr.)—16:25 (2003 state meet)
39. Jason Pochopien (So.)—16:29 (1996 PND)



Top Ten Fastest F/S Runners (Detweiller Park):

1. Tom Graves (So.)—14:18 (1975 state meet)
2. Kevin Adamowski (So.)—15:12 (2004 PND)
3. Kyle Meyer (So.)—15:30 (2007 PND)
4. Brad LaRocque (Fr.)—15:37 (2003 state meet)
5. Mark Gentile (So.)—15:41 (2000 PND)
6. Jeremy Borling (So.)—15:43 (1995 state meet)
7. Bob Patchak(So.)—15:43 (1996 state meet)
8. Nick LaPorta (So.)—15:56 (1998 state meet)
9. Mike Marbach (So.)—15:58 (2005 state meet)
10. Justin Smith (So.)—16:00 (2004 PND)



Sandburg Individual Best State Meet Finishes: top 50 club

Tom Graves	1 st	1976
Tom Graves	1 st	1977
Tom Graves	3 rd	1975
Bob Hicks	12 th	1976
Bob Hicks	13 th	1975
Andy Homoly	13 th	1987
Dan Hahn	13 th	1982
Reed Williams	16 th	1958
Jeremy Borling	18 th	1997
Kevin Adamowski	19 th	2006
Justin Smith	19 th	2005
Andy Homoly	22 nd	1986
Aaron Borling	22 nd	1994
Brian Glaza	23 rd	2003
Steve Kaye	24 th	1981
Tom Sideras	31 st	2006
Dan Hahn	31 st	1981
Mike Marbach	33rd	2007
Tim Kelly	35 th	2002
Bob Patchak	37 th	1997
George Close	38 th	1981
Brad LaRocque	41 st	2005
Dave Gavin	42 nd	1970
Dave Laird	42 nd	2000
Mike Choffin	47 th	1977
Kevin Adamowski	49 th	2005
Jeremy Borling	49 th	1996

Sandburg State Meet History

1958:

Reed Williams 16th

1967

Bill Reeves

1970

David Gavin 42nd

1971

David Gavin 60th

1975

Tom Graves 3rd 14:18

Bob Hicks 13th 14:38

1976—12th Place (356 points)

Tom Graves 1st 14:08.8

Bob Hicks 12th 14:30

Mike Choffin 134th NT

Mike Keane 139th NT

Tom Smith 151st NT

Dale Michalak 158th NT

Jim Sunta 209th NT

1977—8th Place (286 points)

Tom Graves 1st 13:56.6*

Mike Choffin 47th 15:06

Mike Keane 58th 15:13

Tom Smith 130th 15:42

Jim Hahn 139th 15:46

Roy Hahn 156th NT

Jim Sunta 183rd NT

Composite five runner time: 75:43

1980—21st (487 points)

Jeff Parker 62nd 15:16

George Close 133rd 15:44

Steve Kaye 141st 15:51

Jeff Curtis 145th 15:56

Bob Hahn 157th 16:03

Dan Hahn 170th 16:08

Gary Griesbach 173rd 16:09

Composite five runner time: 78:50

1981—4th (248 points)

Steve Kaye 24th 15:02

Dan Hahn 31st 15:06

George Close 38th 15:10

Mike Murphy 120th 15:45

Jeff Curtis 137th 15:49

Matt Close 177th 16:08

John Sengel 195th 16:23

Composite five runner time: 76:52

1982

Dan Hahn 13th 14:50

1986

Andy Homoly 22nd 14:54

1987

Andy Homoly 13th 14:48

1990

Mike Sommer 70th 15:52

1991

Mike Sommer DNR

1992

Brian Breen 56th 15:42

1994—11th place (304 points)

Aaron Borling 22nd 15:33

Jason Kut 78th 16:12

Jeff Boele 92nd 16:17

Kevin Czerwiec 102nd 16:24

Jesse Torres 141st 16:42

Steve Rains 165th 16:55

Jim O'Malley 187th 17:10

Composite five runner time: 82:27

1995—11th place (338 points)

Jason Kut	64 th	15:33
Jeremy Borling	76 th	15:43
Jeff Boele	79 th	15:45
Rudy Kovachevich	122 nd	16:03
Mike LaMorte	128 th	16:06
Kevin Czerwiec	138 th	16:12
Jesse Torres	157 th	16:18

Composite five runner time: 79:10**1996—13th place (343 points)**

Jeremy Borling	49 th	15:27
Kevin Czerwiec	62 nd	15:36
Bob Patchak	71 st	15:43
Mike O'Malley	132 nd	16:08
Eric Boele	143 rd	16:12
Rudy Kovachevich	158 th	16:20
Mike McCarty	173 rd	16:32

Composite five-runner time: 79:06**1997**

Jeremy Borling	18 th	14:55
Bob Patchak	37 th	15:12

1998—15th place (427 points)

Bob Patchak	79 th	15:38
Jason Pochopien	96 th	15:45
Nick LaPorta	124 th	15:56
Dave Laird	135 th	16:00
Mike O'Malley	146 th	16:07
Derek Breube	188 th	16:28
Ken Kehl	227 th	17:36

Composite five runner time: 79:26**1999—15th place (412 points)**

Dave Laird	56 th	15:31
Nick LaPorta	75 th	15:40
Matt Swiatkowski	112 th	16:01
Ken Kehl	147 th	16:17
Derek Breube	167 th	16:24
Harry O'Halloran	172 nd	16:26
Alan Woodruff	200 th	16:54

Composite five runner time: 81:11**2000—23rd place (412 points)**

Dave Laird	42 nd	15:12
Ken Kehl	125 th	15:57
Dan Hankosky	153 rd	16:11
Mark Gentile	159 th	16:13
Jim Wojcik	176 th	16:27
Tim Kelly	188 th	16:37
Dan Weakley	198 th	16:46

Composite five runner times: 81:18**2001—16th place (392 points)**

Jim Wojcik	56 th	15:31
Tim Kelly	60 th	15:32
Matt Swiatkowski	73 rd	15:41
Kevin O'Malley	178 th	16:21
Dan Hankosky	182 nd	16:22
Pat Crowe	246 th	17:12
Colin Nolan	260 th	17:53

Composite five runner time: 80:44**2002**

Tim Kelly	35 th	15:16
-----------	------------------	-------

2003—16th place (413 points)

Brian Glaza	23 rd	14:57
Kevin Adamowski	90 th	15:34
Brad LaRocque	100 th	15:37
Rob Murphy	152 nd	15:57
Colin Nolan	182 nd	16:08
Anthony Girton	210 th	16:25
Jake Gerdes	222 nd	16:39

Composite five runner time: 78:13**2004—19th place (482 points)**

Brad LaRocque	84 th	15:52.3
Kevin Adamowski	85 th	15:52.3
Justin Smith	119 th	16:04.7
Myles Scott-Stirn	162 nd	16:23.0
Anthony Girton	184 th	16:31.5
Chuck Archer	187 th	16:32.8
Mike Young	226 th	16:53.9

Composite five runner time: 80:42

2005—8th place (260 points)

Justin Smith	19 th	14:46
Brad LaRocque	41 st	15:05
Kevin Adamowski	49 th	15:08
Tom Sideras	111 th	15:39
Mike Marbach	155 th	15:58
Mike Young	193 rd	16:13
Chuck Archer	223 rd	16:30

Composite five runner time: 76:36**2006—4th place (184 points)**

Kevin Adamowski	19 th	14:43.4
Tom Sideras	31 st	14:54.0
Justin Smith	55 th	15:08.4
Brad LaRocque	56 th	15:08.4
Mike Marbach	106 th	15:29.1
Chuck Archer	193 rd	16:06.3
Mike Young	207 th	16:14.0

Composite five runner time: 75:22**2007—12th place (332 points)**

Mike Marbach	33 rd	15:02
Zach Dahleen	68 th	15:29
Kyle Meyer	101 st	15:49
Elliot Hevel	116 th	15:59
Kyle McNicholas	125 th	16:05
Dennis O'Flaherty	157 th	16:43
Corey Puckett	158 th	16:45

Composite five runner time: 78:24

CSHS School Records

All-Time Fastest Teams (five-runner composite):

1. 2006 (Adamowski-Sideras-Smith-LaRocque-Marbach) State 75:22
2. 1977 (Graves-Choffin-Keane-T. Smith-J. Hahn) State 75:43
3. **2007 (Dahleen-Marbach-Meyer-McNicholas-Hevel) PND 76:26**
4. 2005 (Smith-LaRocque-Adamowski-Sideras-Marbach) State 76:36
5. 2005 (Adamowski-LaRocque-Sideras-Smith-Archer) PND 76:47
6. 1981 (Kaye-D. Hahn-Close-Murphy-Curtis) State 76:52
7. 2006 (Sideras-Adamowski-Smith-Archer-Marbach) PND 77:40
8. 2001 (Kelly-Swiatkowski-K. O'Malley-Wojcik-Hankosky) PND 77:54
9. 2003 (Glaza-Adamowski-LaRocque-Murphy-Nolan) State 78:13
10. **2007 (Marbach-Dahleen-Meyer-Hevel-McNicholas) State 78:24**
11. 1997 (Borling-Patchak-E. Boele-M. O'Malley-Pochopien) PND 78:27
12. 1980 (Parker-Close-Kaye-CurtisB. Hahn) State 78:50

Lions Pride Cross Country Invite - 9/1/2007

Lyons Township
Rankings

....Girls 4800 Meter Run CC JV

165	-9	Unknown		26:06.91	
166	1108	Stevens, Brittany	Sandburg	26:08.67	
167	1071	Cabrales, Cassie	Sandburg	26:09.31	
168	409	Florczak, Tiffany	Lyons Township	26:10.01	
169	198	Baumhardt, Kara	Lincoln Way Central	26:10.80	
170	212	Meeks, Julia	Lincoln Way Central	26:13.26	
171	488	Olsen, Linsey	Lyons Township	26:14.52	
172	778	Rusnak, Katelynn	Marist	26:15.53	
173	720	Connolly, Erin	Marist	26:16.78	
174	-9	Unknown		26:17.83	
175	494	Pernai, Allie	Lyons Township	26:20.79	
176	959	Xenakis, Margaret	Nazareth	26:24.86	
177	916	Newell, Claire	Mother McAuley	26:25.73	
178	530	Scott, Claire	Lyons Township	26:28.05	
179	1013	Leon, Viry	Riverside Brookfield	26:28.81	64
180	725	Dempsey, Brittany	Marist	26:29.62	
181	544	Torres, Stephanie	Lyons Township	26:30.29	
182	1092	Lee, Alix	Sandburg	26:31.43	
183	476	Mulcahy, Maggie	Lyons Township	26:32.20	
184	381	Collins, Caileen	Lyons Township	26:36.57	
185	478	Mulvaney, Lorena	Lyons Township	26:41.03	
186	918	O'Donnell, Laura	Mother McAuley	26:42.95	
187	-9	Unknown		27:05.21	
188	1202	Marszalik, Agnes	Willowbrook	27:08.87	
189	459	McCambridge, Kelly	Lyons Township	27:10.41	
190	1208	Saucedo, Nancy	Willowbrook	27:13.28	
191	948	Gilbert, Becky	Nazareth	27:14.68	
192	1101	Rajkovich, Sarah	Sandburg	27:15.41	
193	358	Andorka, Kate	Lyons Township	27:17.17	
194	512	Rimmele, Emma	Lyons Township	27:25.49	
195	513	Rimmele, Rachel	Lyons Township	27:26.19	
196	268	Calabra, Kate	Lincoln Way East	27:49.41	
197	449	Linehan, Cara	Lyons Township	27:50.09	
198	491	Palmer, Katie	Lyons Township	27:51.92	
199	-9	Unknown		27:55.51	
200	406	Ferguson, Erin	Lyons Township	27:56.76	
201	-9	Unknown		28:03.37	
202	1016	Messner, Jordon	Riverside Brookfield	28:08.60	65
203	1020	Nelson, Megan	Riverside Brookfield	28:09.58	66
204	-9	Unknown		28:11.62	
205	1257	Baniamin, Jessica	Lane Tech	28:15.29	67
206	1019	Mulligan, Kenna	Riverside Brookfield	28:17.61	68
207	1026	Roccanova, Lisa	Riverside Brookfield	28:27.35	69
208	514	Rivas, Jane	Lyons Township	28:35.31	
209	1261	Finkler, Laura	Lane Tech	28:47.65	70
210	954	Luna, Melissa	Nazareth	28:51.60	
211	1082	Hamedeh, Rania	Sandburg	28:58.75	
212	750	Hemold, Liz	Marist	29:00.94	
213	106	Chlopecki, Anna	Lane Tech	29:01.53	
214	712	Bodel, Amy	Marist	29:09.84	
215	521	Rodriquez, Ana	Lyons Township	29:12.09	
216	1095	McPartlin, Katie	Sandburg	29:13.28	
217	-9	Unknown		29:23.15	
218	547	Vargas, Amanda	Lyons Township	29:38.25	
219	787	Walsh, Ellie	Marist	29:43.85	

Lions Pride Cross Country Invite - 9/1/2007

Lyons Township

Rankings

Boys 4800 Meter Run CC JV

Comp#	Name	School	Time Points
1	622 Wind, Seth	Lyons Township	16:47.49
2	1164 White, Jake	Sandburg	17:05.57
3	225 Ahlgrim, Steve	Lincoln Way Central	17:08.49
4	22 Rohan, Marty	Brother Rice	17:16.18
5	44 Moeller, Ryan	Conant	17:20.69
6	579 Gonzales, Leo	Lyons Township	17:22.54
7	609 Smith, Paul	Lyons Township	17:23.48
8	1117 Berg, Remington	Sandburg	17:24.39
9	612 Stimpson, Kyle	Lyons Township	17:25.65
10	600 Moran, Joseph	Lyons Township	17:27.86
11	610 Spatafora, Anthony	Lyons Township	17:28.88
12	606 Schweinberg, Mike	Lyons Township	17:29.90
13	603 Paus, Nathan	Lyons Township	17:33.15
14	15 Malone, John	Brother Rice	17:34.53
15	18 McNulty, Kevin	Brother Rice	17:35.97
16	690 Verre, Kevin	Maine South	17:40.03
17	1139 Hinderman, Bill	Sandburg	17:50.86
18	589 Klingberg, Zachary	Lyons Township	17:51.91
19	563 Andel, David	Lyons Township	17:56.66
20	1158 Pronoitis, Adam	Sandburg	17:58.64
21	608 Skoda, Mike	Lyons Township	17:58.96
22	-9 Unknown		17:59.63
23	-9 Unknown		18:00.16
24	19 Messina, Tony	Brother Rice	18:03.36
25	55 Suwwan, Mahmud	Conant	18:04.31
26	345 Sinadinos, Jesse	Lincoln Way East	18:08.33
27	567 Boyd, Andy	Lyons Township	18:10.85
28	67 Ericson, Ed	Downers Grove South	18:13.34
29	657 Lieu, DJ	Maine South	18:14.29
30	-9 Unknown		18:15.34
31	227 Brock, Wayne	Lincoln Way Central	18:17.77
32	76 Johnson, Joe	Downers Grove South	18:18.30
33	1119 Brugioni, David	Sandburg	18:19.01
34	1140 Hogan, Tim	Sandburg	18:22.03
35	63 Bertenshaw, Rick	Downers Grove South	18:25.06
36	662 McKelvey, Richie	Maine South	18:26.04
37	1307 Costello, Tom	Marist	18:26.63
38	596 Marik, Mike	Lyons Township	18:27.13
39	582 Holt, James	Lyons Township	18:27.67
40	311 Dimayo, Peter	Lincoln Way East	18:29.75
41	569 Carrano, Anthony	Lyons Township	18:30.41
42	616 Tzolov, Simeon	Lyons Township	18:43.42
43	607 Shinsako, Chris	Lyons Township	18:45.42
44	326 Libowitc, Jay	Lincoln Way East	18:46.33
45	614 Taylor, Jay	Lyons Township	18:46.80
46	613 Tala, Ryan	Lyons Township	18:50.90
47	328 McCown, John	Lincoln Way East	18:51.69
48	59 Werner, Caleb	Conant	18:52.13
49	323 Kocur, Doug	Lincoln Way East	18:52.54
50	593 Lipiniski, Peter	Lyons Township	18:53.18
51	230 Bukas, Shawn	Lincoln Way Central	18:53.76
52	806 Enright, Brian	Marist	18:55.39
53	1289 Rice, DeVonne	Lane Tech	19:04.86
54	344 Shih, Kevin	Lincoln Way East	19:07.99

Lions Pride Cross Country Invite - 9/1/2007

Lyons Township
Rankings

....Boys 4800 Meter Run CC JV

55	-9	Unknown		19:10.10
56	630	Burke, Stefan	Maine South	19:10.91
57	668	O'Byrne, Brian	Maine South	19:14.25
58	171	Hui, Ben	Lane Tech	19:15.04
59	-9	Unknown		19:15.59
60	590	Kokoris, John	Lyons Township	19:17.24
61	575	Doten, Andy	Lyons Township	19:17.85
62	309	Delcourte, Ryan	Lincoln Way East	19:18.66
63	676	Ross, Jon	Maine South	19:19.23
64	238	Duran, Steve	Lincoln Way Central	19:25.45
65	580	Gonzalez, Vince	Lyons Township	19:27.78
66	1219	Bartos, Matt	Willowbrook	19:28.69
67	1229	Krause, Josh	Willowbrook	19:29.97
68	48	Oates, Thomas	Conant	19:30.46
69	250	Porter, Evan	Lincoln Way Central	19:34.65
70	824	Mejicano, Mark	Marist	19:35.13
71	252	Prunty, Pat	Lincoln Way Central	19:38.46
72	841	Wienczek, John	Marist	19:40.14
73	-9	Unknown		19:40.59
74	314	Gazdziak, Andrew	Lincoln Way East	19:41.16
75	1224	Garbacz, Justin	Willowbrook	19:42.16
76	1312	Taylor, Chris	Conant	19:45.97
77	-9	Unknown		19:51.69
78	620	Wesley, Nick	Lyons Township	19:55.49
79	325	Kuyppers, Marshall	Lincoln Way East	19:58.11
80	572	Daniels, Joe	Lyons Township	19:59.02
81	1129	Dematteo, Pat	Sandburg	19:59.89
82	1155	Pavur, Ben	Sandburg	20:01.06
83	-9	Unknown		20:01.46
84	656	Larson, Rob	Maine South	20:10.04
85	-9	Unknown		20:10.53
86	1123	Canzona, Mark	Sandburg	20:10.92
87	46	Murray, Phillip	Conant	20:13.91
88	1281	Contreras, Mario	Lane Tech	20:15.03
89	36	Good, Kevin	Conant	20:16.56
90	649	Johnson, Kenny	Maine South	20:17.04
91	565	Benz, Joe	Lyons Township	20:20.08
92	306	Cielecki, Nick	Lincoln Way East	20:24.05
93	1145	Kujawa, Matt	Sandburg	20:27.74
94	-9	Unknown		20:28.15
95	1151	Murphy, Pat	Sandburg	20:32.92
96	239	Ferlin, Zach	Lincoln Way Central	20:37.59
97	70	Forst, Matt	Downers Grove South	20:38.66
98	-9	Unknown		20:40.78
99	-9	Unknown		20:41.34
100	808	Galvin, Robert	Marist	20:44.18
101	571	Christopher, Angelo	Lyons Township	20:45.27
102	1223	Farooq, Deen	Willowbrook	20:53.06
103	834	Roos, Mike	Marist	20:55.03
104	-9	Unknown		20:56.50
105	337	Reilly, Pat	Lincoln Way East	20:58.37
106	-9	Unknown		21:01.35
107	830	Peltz, John	Marist	21:10.37
108	822	McKevitt, Tom	Marist	21:12.87
109	805	Emmett, Robert	Marist	21:21.63

Lions Pride Cross Country Invite - 9/1/2007

Lyons Township

Rankings

Boys 4800 Meter Run CC Varsity

Comp#	Name	School	Time	Points
1	348 Troester, Nathan	Lincoln Way East	14:52.72	
2	341 Scott-Strin, Myles	Lincoln Way East	14:53.38	
3	5 Eber, Rich	Brother Rice	14:55.57	
4	1146 Marbach, Mike	Sandburg	15:03.87	
5	1127 Dahleen, Zach	Sandburg	15:04.39	
6	338 Revord, Ron	Lincoln Way East	15:14.13	
7	595 Lyons, Alex	Lyons Township	15:17.31	
8	1235 Stapleton, Jeff	Willowbrook	15:22.44	
9	584 Janusek, Mike	Lyons Township	15:23.69	
10	586 Keeler, Robby	Lyons Township	15:28.68	
11	90 Schmid, Steven	Downers Grove South	15:38.17	
12	587 Kehoe, Sam	Lyons Township	15:38.57	
13	583 Hostettler, Jack	Lyons Township	15:43.11	
14	799 Dehlin, Tom	Marist	15:46.64	
15	611 Stephens, Adam	Lyons Township	15:48.03	
16	1150 Meyer, Kyle	Sandburg	15:50.29	
17	7 Galavas, Jim	Brother Rice	15:54.43	
18	87 Quigley, Andrew	Downers Grove South	15:55.39	
19	9 Hasty, Dan	Brother Rice	15:57.52	
20	1159 Puckett, Corey	Sandburg	16:05.67	
21	658 Lynn, Ryan	Maine South	16:06.33	
22	61 Bean, Sunil	Downers Grove South	16:08.71	
23	85 Mitchell, Andy	Downers Grove South	16:10.47	
24	170 Haji, Kulayifi	Lane Tech	16:11.09	
25	1138 Hevel, Elliot	Sandburg	16:14.05	
26	259 Simmons, Ethan	Lincoln Way Central	16:20.26	
27	646 Hartfelder, Erich	Maine South	16:23.27	
28	333 O'Brien, Jeff	Lincoln Way East	16:31.86	
29	13 Janet, Dave	Brother Rice	16:32.83	
30	81 Lechner, Chris	Downers Grove South	16:34.03	
31	1236 Trostle, Isaac	Willowbrook	16:35.24	
32	16 Marbach, John	Brother Rice	16:35.76	
33	1243 Enke, Kyle	Downers Grove South	16:36.86	
34	253 Puttkammer, Rob	Lincoln Way Central	16:37.40	
35	190 Sanchez, Eduardo	Lane Tech	16:38.62	
36	625 Arenas, Gabriel	Maine South	16:39.15	
37	1149 McNicholas, Kyle	Sandburg	16:40.46	
38	1152 O'Flaherty, Dennis	Sandburg	16:43.51	
39	234 Chojnacki, Patrick	Lincoln Way Central	16:45.83	
40	10 Hermann, Matt	Brother Rice	16:46.33	
41	3 Currier, Adam	Brother Rice	16:47.80	
42	809 Germino, Kevin	Marist	16:48.52	
43	318 Hearne, Dan	Lincoln Way East	16:49.09	
44	568 Campbell, Kevin	Lyons Township	16:49.76	
45	166 Frayn, Kent	Lane Tech	16:51.22	
46	661 McCurry, Andrew	Maine South	16:55.85	
47	681 Seske, Kevin	Maine South	16:56.46	
48	186 Rodriguez, Luis	Lane Tech	16:56.79	
49	242 Gasca, Joe	Lincoln Way Central	16:58.52	
50	60 Bardoczi, Greg	Downers Grove South	17:01.67	
51	260 Spreitzer, Nathan	Lincoln Way Central	17:13.83	
52	1217 Alvarez, Gustavo	Willowbrook	17:16.69	
53	674 Prezkota, Matt	Maine South	17:21.85	
54	264 Willmot, Tom	Lincoln Way Central	17:22.76	

Lions Pride Cross Country Invite - 9/1/2007

Lyons Township
Rankings

.....Boys 4800 Meter Run CC Varsity

55	687	Tomich, Matt	Maine South	17:29.93
56	827	Mulhausen, Mike	Marist	17:34.37
57	976	Smith, Dan	Nazareth	17:35.94
58	1238	Unseth, Chris	Willowbrook	17:44.90
59	261	Stapinski, Ryan	Lincoln Way Central	17:47.35
60	1049	Kunkel, Kevin	Riverside Brookfield	17:48.45
61	1276	Albarran, Irving	Lane Tech	17:50.20
62	977	Tiernan, Tim	Nazareth	17:51.52
63	1042	Brondos, Jason	Riverside Brookfield	17:57.34
64	350	Wanner, Kyle	Lincoln Way East	18:11.67
65	313	Fimek, Nick	Lincoln Way East	18:16.51
66	1228	Kane, Brian	Willowbrook	18:29.01
67	1230	Lynch, Chris	Willowbrook	18:41.06
68	826	Mulhausen, David	Marist	18:42.06
69	801	DuBois, Joey	Marist	18:44.09
70	1309	Ryan, Joe	Marist	18:52.58
71	168	Garza, Zach	Lane Tech	18:59.36
72	173	Leon, Ben	Lane Tech	19:00.95
73	1231	Martinez, Serjo	Willowbrook	19:05.06
74	818	Langevin, Bill	Marist	19:26.29
75	974	Patel, Abhishek	Nazareth	21:10.76
76	963	Dinon, Tom	Nazareth	22:11.98
77	971	Lee, Bobby	Nazareth	22:12.61
78	-9	Unknown		22:43.30

Lions Pride Cross Country Invite - 9/1/2007

Lyons Township
Rankings

Boys 3200 Meter Run CC Frosh

Comp#	Name	School	Time	Points
1	346 Sinadinos, Nick	Lincoln Way East	10:23.07	
2	1161 Tortorelli, Mike	Sandburg	10:34.91	
3	1331 Telfer, Sam	Lyons Township	10:36.37	
4	639 Eckhart, David	Maine South	10:47.41	
5	1332 Holt, Mark	Lyons Township	10:53.53	
6	236 Counter, Kyle	Lincoln Way Central	10:55.62	
7	1333 Philipsyn, Chris	Lyons Township	11:06.81	
8	1334 Francis, Connor	Lyons Township	11:08.20	
9	1293 Neidorf, John	Lincoln Way East	11:09.17	
10	1148 McKanna, Justin	Sandburg	11:09.63	
11	665 Morrisroe, Kevin	Maine South	11:16.18	
12	49 Passaro, Michael	Conant	11:23.09	
13	241 Gasca, Ed	Lincoln Way Central	11:32.73	
14	1143 Kordas, Alex	Sandburg	11:33.85	
15	256 Scharwarth, Corey	Lincoln Way Central	11:34.97	
16	340 Satkas, Nick	Lincoln Way East	11:38.08	
17	229 Brown, Jacob	Lincoln Way Central	11:38.66	
18	1286 Orellana, Jimmy	Lane Tech	11:40.91	
19	1335 Farrell, Eddie	Lyons Township	11:45.75	
20	1336 Mohan, P	Lyons Township	11:46.69	
21	33 Cunningham, Troy	Conant	11:47.42	
22	684 Taylor, Mike	Maine South	11:49.53	
23	1298 Raddatz, Sean	Marist	11:55.70	
24	1132 Duffy, Ryan	Sandburg	11:56.14	
25	1337 Pollard, Tim	Lyons Township	11:58.29	
26	-9 Unknown		12:02.16	
27	-9 Unknown		12:05.56	
28	1253 Wulf, Kyle	Downers Grove South	12:09.39	
29	673 Polston, Brian	Maine South	12:10.86	
30	343 Seposs, Stephen	Lincoln Way East	12:11.40	
31	257 Scharwarth, Kyle	Lincoln Way Central	12:13.49	
32	-9 Unknown		12:15.26	
33	1157 Piper, Matt	Sandburg	12:15.79	
34	-9 Unknown		12:16.36	
35	643 Gowlovech, Eric	Maine South	12:20.56	
36	1234 Root, Kevin	Willowbrook	12:21.22	
37	-9 Unknown		12:24.34	
38	-9 Unknown		12:25.44	
39	-9 Unknown		12:28.96	
40	1242 Engel, Kyle	Downers Grove South	12:29.41	
41	-9 Unknown		12:30.61	
42	12 Hurley, Pat	Brother Rice	12:34.50	
43	1247 Lippi, Patrick	Downers Grove South	12:35.78	
44	339 Rice, Kevin	Lincoln Way East	12:37.29	
45	-9 Unknown		12:39.86	
46	-9 Unknown		12:40.46	
47	-9 Unknown		12:40.96	
48	1237 Umano, Wes	Willowbrook	12:41.57	
49	1321 Zuniga, Freddy	Lane Tech	12:43.37	
50	-9 Unknown		12:44.04	
51	1135 Flaherty, Jack	Sandburg	12:44.76	
52	228 Bromley, Max	Lincoln Way Central	12:46.28	
53	262 Stapinski, Shawn	Lincoln Way Central	12:47.18	
54	-9 Unknown		12:50.30	

Lions Pride Cross Country Invite - 9/1/2007

Lyons Township
Rankings

....Boys 3200 Meter Run CC Frosh

55	-9	Unknown		12:52.56
56	1130	Dewolf, Danny	Sandburg	12:54.75
57	237	Crosby, Scott	Lincoln Way Central	13:01.13
58	640	Edsey, Zach	Maine South	13:07.83
59	1299	McGarr, Connor	Marist	13:09.03
60	1153	Ondrus, Jordon	Sandburg	13:12.92
61	330	Murphy, Mike	Lincoln Way East	13:13.53
62	660	Mazza, Dan	Maine South	13:15.78
63	1305	Starosta, Cody	Marist	13:16.60
64	964	Dobis, Miles	Nazareth	13:17.19
65	685	Thorsen, Erik	Maine South	13:19.68
66	8	Hallberg, Jim	Brother Rice	13:21.85
67	683	Taddeo, Joe	Maine South	13:22.26
68	1232	Mucerino, Patrick	Willowbrook	13:22.73
69	51	Phua, Joshua	Conant	13:23.37
70	24	Rubio, Enrique	Brother Rice	13:27.09
71	1240	Bosman, Chad	Downers Grove South	13:30.29
72	305	Castaneda, Orlando	Lincoln Way East	13:34.30
73	52	Rajewski, Matthew	Conant	13:41.12
74	-9	Unknown		13:44.22
75	663	Moersch, Matt	Maine South	13:45.16
76	1249	Parilla, David	Downers Grove South	13:46.21
77	1301	Wyderski, x	Marist	13:47.03
78	1045	Foulkes, Wolfgang	Riverside Brookfield	13:50.01
79	1285	Melhuse, Alec	Lane Tech	13:51.00
80	1300	Martinez, Leo	Marist	13:58.66
81	671	Obrzut, Kevin	Maine South	14:00.82
82	631	Carlson, Erick	Maine South	14:02.63
83	677	Rossi, Luke	Maine South	14:04.55
84	-9	Unknown		14:05.38
85	-9	Unknown		14:06.46
86	-9	Unknown		14:11.50
87	-9	Unknown		14:12.13
88	6	Fitzgerald, Connor	Brother Rice	14:13.87
89	1221	Cahill, Brayden	Willowbrook	14:15.29
90	637	Dolphin, Lou	Maine South	14:19.34
91	1278	Barrios, Salvatore	Lane Tech	14:22.16
92	-9	Unknown		14:23.85
93	1250	Puvar, Kedar	Downers Grove South	14:26.39
94	689	Unti, Mike	Maine South	14:32.41
95	-9	Unknown		14:33.82
96	667	Ng, Brandon	Maine South	14:34.44
97	972	Owens, Pat	Nazareth	14:36.62
98	-9	Unknown		14:37.02
99	626	Armstrong, Jimmy	Maine South	14:42.92
100	654	Kolligri, Tom	Maine South	14:45.09
101	638	Downes, Marty	Maine South	14:47.11
102	-9	Unknown		14:48.43
103	678	Ruane, Pat	Maine South	14:49.77
104	1141	Ingram, Ryan	Sandburg	14:51.88
105	1319	Deleon, Julio	Lane Tech	14:59.16
106	1320	Dao, Kevin	Lane Tech	15:00.69
107	235	Colley, Kevin	Lincoln Way Central	15:02.73
108	1244	Hart, Kyle	Downers Grove South	15:07.08
109	-9	Unknown		15:15.37

Lions Pride Cross Country Invite - 9/1/2007

Lyons Township
Rankings

....Boys 3200 Meter Run CC Frosh

110	312	Dunnett, Jake	Lincoln Way East	15:23.00
111	26	Sotosanto, Eric	Brother Rice	15:46.37
112	-9	Unknown		15:46.90
113	54	Snaer, Alec	Conant	15:47.47
114	21	Pantoja, Robert	Brother Rice	15:50.38
115	688	Uchwat, Matt	Maine South	15:53.73
116	1137	Guzinski, Tyler	Sandburg	15:57.20
117	304	Brekke, Max	Lincoln Way East	16:01.54
118	-9	Unknown		16:01.90
119	1297	Carroll, Dan	Marist	16:13.53
120	1248	Moroney, TJ	Downers Grove South	16:36.29
121	647	Hein-Maloney, Easton	Maine South	17:11.10
122	1066	Villareal, Christopher	Riverside Brookfield	18:28.86
123	-9	Unknown		18:51.90
124	1279	Cleveland, Reid	Lane Tech	20:28.20
125	-9	Unknown		20:28.20

Lions Pride Cross Country Invite - 9/1/2007

Lyons Township
Rankings

Event 8 Boys 4800 Meter Run CC Soph

Team Scores

Rank	Team	Total	1	2	3	4	5	*6	*7	*8	*9
1	Lyons Township Total Time: 1:25:49.08 Average: 17:09.82	41	1	3	9	12	16	18	51		
2	Lincoln Way East Total Time: 1:27:27.60 Average: 17:29.52	68	5	8	10	21	24	26	35		
3	Sandburg Total Time: 1:30:10.15 Average: 18:02.03	110	13	15	23	27	32	34	36		
4	Maine South Total Time: 1:29:28.73 Average: 17:53.75	111	4	7	14	41	45	49	58		
5	Marist Total Time: 1:30:49.18 Average: 18:09.84	137	2	6	38	44	47	52	57		
6	Brother Rice Total Time: 1:32:21.24 Average: 18:28.25	145	17	19	22	37	50	61			
7	Downers Grove South Total Time: 1:33:22.08 Average: 18:40.42	174	20	33	39	40	42	48	53		
8	Lincoln Way Central Total Time: 1:35:06.17 Average: 19:01.24	191	11	30	31	59	60	63	66		
9	Riverside Brookfield Total Time: 1:35:04.90 Average: 19:00.98	201	28	29	43	46	55	65			
10	Nazareth Total Time: 1:39:35.91 Average: 19:55.19	261	25	54	56	62	64	67			

Lions Pride Cross Country Invite - 9/1/2007

Lyons Township
Rankings

Boys 4800 Meter Run CC Soph

Comp#	Name	School	Time	Points
1	599 Moore, Mike	Lyons Township	16:27.40	1
2	1291 Terrazas, Victor	Lane Tech	16:34.37	
3	813 Haberkorn, Joël	Marist	16:36.24	2
4	601 Newstat, Stuart	Lyons Township	16:37.37	3
5	679 Senf, Sean	Maine South	16:38.08	4
6	331 Niendorf, Matt	Lincoln Way East	16:50.02	5
7	814 Haberkorn, Ryan	Marist	16:50.85	6
8	691 Wallace, Dillon	Maine South	16:56.27	7
9	300 August, Dan	Lincoln Way East	17:11.50	8
10	591 Kucera, Robby	Lyons Township	17:12.31	9
11	342 Scott-Strin, Mytchel	Lincoln Way East	17:16.40	10
12	254 Robinson, Samuel	Lincoln Way Central	17:34.66	11
13	573 Deptula, Robert	Lyons Township	17:37.36	12
14	1118 Brower, Mike	Sandburg	17:39.55	13
15	650 Keenan, Nick	Maine South	17:43.07	14
16	1156 Perino, Jeff	Sandburg	17:45.66	15
17	1338 Sokolovski, Victor	Lyons Township	17:54.64	16
18	2 Cody, Brian	Brother Rice	17:56.35	17
19	1339 Allabastro, Andrew	Lyons Township	17:58.97	18
20	4 Currier, Eric	Brother Rice	18:00.49	19
21	1254 Zidarich, Spencer	Downers Grove South	18:02.56	20
22	307 Conboy, Jim	Lincoln Way East	18:03.36	21
23	1 Alanis, Ricardo	Brother Rice	18:04.42	22
24	1144 Koutavas, Chris	Sandburg	18:05.28	23
25	321 Hosty, Sean	Lincoln Way East	18:06.32	24
26	965 Drent, Steve	Nazareth	18:07.94	25
27	315 Gleason, Alex	Lincoln Way East	18:09.01	26
28	1120 Burch, John	Sandburg	18:11.04	27
29	1048 Kert, Erwin	Riverside Brookfield	18:14.03	28
30	1051 Lyson, Peter	Riverside Brookfield	18:16.30	29
31	249 Overby, Kyle	Lincoln Way Central	18:17.03	30
32	195 Wade-Scott, Nathan	Lane Tech	18:24.83	
33	245 Klaaren, Zach	Lincoln Way Central	18:27.80	31
34	1160 Sawyers, Ryan	Sandburg	18:28.62	32
35	1246 Lester, Jeff	Downers Grove South	18:31.83	33
36	1116 Altman, John	Sandburg	18:32.50	34
37	329 Medez, Julius	Lincoln Way East	18:35.08	35
38	1142 Keane, Sean	Sandburg	18:36.57	36
39	14 Jaros, Peter	Brother Rice	18:41.55	37
40	839 Salzman, Drew	Marist	18:42.55	38
41	1131 DeWolf, Nick	Sandburg	18:45.66	
42	1296 Ryan, Mitch	Lincoln Way East	18:48.31	
43	1241 Castillo, Bobby	Downers Grove South	18:49.02	39
44	1154 Oscai, Paul	Sandburg	18:55.47	
45	65 Conger, Bryan	Downers Grove South	18:56.07	40
46	629 Bolin, Alex	Maine South	18:56.94	41
47	302 Brassea, John	Lincoln Way East	18:58.95	
48	84 Miles, Sam	Downers Grove South	19:02.60	42
49	319 Hearne, Kevin	Lincoln Way East	19:05.09	
50	1058 Melone, Dave	Riverside Brookfield	19:06.05	43
51	820 Malatt, Mark	Marist	19:08.25	44
52	664 Moore, Mike	Maine South	19:14.37	45
53	1062 Rock, Charlie	Riverside Brookfield	19:16.06	46
54	1128 Dedella, Louis	Sandburg	19:19.27	

Lions Pride Cross Country Invite - 9/1/2007

Lyons Township

Rankings

....Boys 4800 Meter Run CC Soph

55	1162	Tyrpin, Anthony	Sandburg	19:22.15	
56	191	Tidd, Chris	Lane Tech	19:26.95	
57	1292	Wiatr, James	Lane Tech	19:30.25	
58	819	Lynch, Andrew	Marist	19:31.29	47
59	93	Walczak, Andrew	Downers Grove South	19:33.60	48
60	633	Claussen, Tyler	Maine South	19:37.44	49
61	27	Tinerella, Tom	Brother Rice	19:38.43	50
62	1134	Evans, Ron	Sandburg	19:38.99	
63	351	Worker, Bret	Lincoln Way East	19:40.16	
64	577	Emmons, Myles	Lyons Township	19:41.69	51
65	1318	Ryan, Kevin	Marist	19:44.03	52
66	69	Ford, Quinton	Downers Grove South	19:44.97	53
67	62	Bernard, Eric	Downers Grove South	19:50.70	
68	973	Parenti, Joe	Nazareth	19:51.15	54
69	74	Herman, Mike	Downers Grove South	19:57.91	
70	592	Kuchan, Dan	Lyons Township	20:11.08	
71	1061	Razon, Kirk	Riverside Brookfield	20:12.45	55
72	970	Kohs, Ryan	Nazareth	20:14.93	56
73	335	Pavlacka, Matt	Lincoln Way East	20:15.26	
74	-9	Unknown		20:16.80	
75	821	McGovern, Sean	Marist	20:17.46	57
76	804	Piper, Clint	Lyons Township	20:18.19	
77	823	Abtahi, Andrew	Maine South	20:20.47	58
78	323	Mehalek, Kevin	Marist	20:21.31	
79	232	Caffarini, Joe	Lincoln Way Central	20:21.82	59
80	244	Hurley, Pierre	Lincoln Way Central	20:24.86	60
81	34	Dale, Steven	Conant	20:26.78	
82	17	Martinez, Mark	Brother Rice	20:27.51	61
83	651	Kells, Kenny	Maine South	20:29.40	
84	50	Patel, Parth	Conant	20:30.18	
85	-9	Unknown		20:31.00	
86	-9	Unknown		20:34.82	
87	969	Houdek, Max	Nazareth	20:36.53	62
88	226	Beary, Matt	Lincoln Way Central	20:38.48	63
89	1315	Conniff, Kevin	Marist	20:41.05	
90	621	Westerhoff, Alec	Lyons Township	20:44.00	
91	966	Duff, Matt	Nazareth	20:45.36	64
92	800	Diliberto, Steve	Marist	21:08.92	
93	73	Gierut, Matt	Downers Grove South	21:14.15	
94	1065	Sitter, Mike	Riverside Brookfield	21:17.73	65
95	682	Sirvinskas, Adam	Maine South	21:22.47	
96	564	Arrata, Mark	Lyons Township	21:32.82	
97	303	Brassea, Mike	Lincoln Way East	21:40.64	
98	602	Pappas, Alex	Lyons Township	21:41.09	
99	247	Mitchell, Brandon	Lincoln Way Central	21:44.69	66
100	-9	Unknown		21:48.11	
101	576	Dudek, Ryan	Lyons Township	21:50.65	
102	42	Mazurkiewitz, Joeseeph	Conant	21:55.64	
103	1122	Butzen, Matt	Sandburg	21:57.35	
104	659	Manigan, Mike	Maine South	22:06.47	
105	327	Machay, Ryan	Lincoln Way East	22:13.81	
106	347	Toppett, Ian	Lincoln Way East	22:14.89	
107	692	Yagihashi, Brandon	Maine South	22:17.03	
108	-9	Unknown		22:18.74	
109	967	Ernst, Sam	Nazareth	22:24.68	67

Lions Pride Cross Country Invite - 9/1/2007

Lyons Township

Rankings

....Boys 4800 Meter Run CC Soph

110	248	Mitchell, Matt	Lincoln Way Central	22:58.94
111	1163	Vittori, Jake	Sandburg	23:00.04
112	641	Eusebio, Chris	Maine South	23:00.72
113	240	Foley, Patrick	Lincoln Way Central	23:06.08
114	835	Rosales, Brandon	Marist	23:20.46
115	1126	Curtis, Michael	Sandburg	24:19.24
116	617	Vale, David	Lyons Township	25:58.33

Kreppert Kompusport Software

Computerized Sports Timing & Scoring

Home

Up

Search

Contents

Feedback

Boys Fr/So

Girls Fr/So

Boys Fr/So

Girls Varsity

Boys Varsity

Girls Open

Boys Open



Sept. 11, 2001

And our flag was still there, o'er the Land of the Free, and the Home of the Brave.
God Bless America!

Individual Results

Final Team Standings (by points)

Final Team Standings (by time)

44th Annual Reavis Rams Invitational

September 8, 2007

Boys Fr/So

3.0 Miles

RACE RESULTS

Course record is 0:15:54.2 by Kevin Adamowski of Carl Sandburg on Sept. 11, 2004

Place	Ovral Score	School	Name	Time
1	1	Hinsdale South	Matthew DeSalvo (Fr)	0:16:41.7
2	2	Lyons Township	Mike Moore (So)	0:16:43.2
3	3	Lyons Township	Stuart Newstat (So)	0:16:53.5
4	4	Lyons Township	Robbie Kucera (So)	0:16:57.2
5	5	Marist	Ryan Haberkorn (So)	0:17:02.4
6	6	Marist	Joel Haberkorn (So)	0:17:03.3
7	7	Lyons Township	Sam Telfer (Fr)	0:17:11.6
8	8	Brother Rice	Brian Corcoran (So)	0:17:12.5
9	9	Sandburg	Mike Tortorelli (Fr)	0:17:14.9
10	10	Libertyville	Mitch Neubauer (So)	0:17:27.4
11	11	Andrew	Frankie Frausto (So)	0:17:32.3

2007 Reavis Boys Fr/So Results

12	12	Lyons Township	Robert Deptula (So)	0:17:44.9
13	13	Sandburg	Mike Brower (So)	0:17:47.5
14	14	Shepard	Mike Prokop (So)	0:17:55.3
15	15	Andrew	Mike Falco (Fr)	0:17:55.6
16	16	Sandburg	Jeff Perino (Jr)	0:18:00.1
17	17	Brother Rice	Ricardo Alanis (So)	0:18:01.2
18	18	Marian Catholic	James Jackson (So)	0:18:02.8
19	19	Homewood-Flossmoor	T.J. Norris (So)	0:18:03.5
20	20	Reavis	Adam Tyrka (Fr)	0:18:04.1
21	21	Lyons Township	Andrew Allabastro (So)	0:18:05.3
22	22	Stagg	Chris Sarna (So)	0:18:06.6
23	23	Marian Catholic	Jonathon Cafarelli (So)	0:18:08.5
24	24	Stagg	Matt Szott (So)	0:18:09.2
25	25	Lyons Township	Victor Sokolovski (So)	0:18:12.6
26	26	Brother Rice	Eric Currier (So)	0:18:13.9
27	27	Brother Rice	Brian Cody (So)	0:18:15.0
28	28	Sandburg	John Burch (So)	0:18:15.9
29	29	Stagg	Tom Busen (So)	0:18:16.3
30	30	Stagg	Ben Greer (So)	0:18:19.0
31	31	Hinsdale South	Andrew Lonergan (So)	0:18:21.1
32	32	Andrew	Dean Knieps (Fr)	0:18:23.1
33	33	Marist	Sean Raddatz (Fr)	0:18:23.8
34	34	Sandburg	Ryan Sawyers (So)	0:18:24.4
35	35	Sandburg	Justin McKanna (Fr)	0:18:24.9
36	36	Sandburg	Chris Koutavas (So)	0:18:25.6
37	37	Marist	Mark Malatt (So)	0:18:33.4
38	38	Oak Lawn	Tom Hansen (So)	0:18:33.9
39	39	St. Laurence	Ryan Sheeran (Fr)	0:18:40.7
40	40	Shepard	Dan Hannapel (So)	0:18:45.0
41	41	Libertyville	Nick Young (Fr)	0:18:47.6
42	42	Marist	Drew Salzman (So)	0:18:54.8
43	43	Brother Rice	Tom Tinerella (So)	0:18:55.1
44	44	Marian Catholic	Nate Bodnar (Fr)	0:18:55.4
45	45	Hinsdale South	Nouman Ali (So)	0:18:55.7
46	46	Hinsdale South	Eric Guth (So)	0:18:56.6
47	47	Marist	Kevin Toussaint (So)	0:19:04.8
48	48	Andrew	Tim Schereck (So)	0:19:06.7
49	49	Brother Rice	Pete Jaros (So)	0:19:07.5
50	50	Andrew	John Tomaszewski (So)	0:19:08.0
51	51	Libertyville	Tony Filipino (Fr)	0:19:08.5
52	52	Marian Catholic	Charlie Walsh (So)	0:19:14.2
53	53	Reavis	Dan Maran (Fr)	0:19:15.4
54	54	Hinsdale South	Jack Arendt (Fr)	0:19:18.7
55	55	Andrew	Nick Hamilton (Fr)	0:19:28.2
56	56	Shepard	Dan Brumbaugh (Fr)	0:19:32.4
57	57	Oak Forest	Tj Ryan (So)	0:19:33.5
58	58	St. Rita	Connor Lepretre (Fr)	0:19:34.6
59	59	Marist	Andrew Lynch (So)	0:19:37.7
60		Rich Central	Ryan Gunn (So)	0:19:42.6
61	60	Oak Forest	Josh Driver (Fr)	0:19:43.5
62	61	Marian Catholic	Sean Woods (So)	0:19:44.9
63	62	Bremen	Justin Doyle (Fr)	0:19:45.4
64	63	Marian Catholic	Matthew Ireland (Fr)	0:19:46.2
65	64	Hinsdale South	Luis Reyes (Fr)	0:19:46.6
66	65	Libertyville	Richard Vachula (Fr)	0:19:49.8
67	66	Andrew	Austin Gomez (Fr)	0:19:52.2
68	67	Oak Forest	Rick Rodriguez (Fr)	0:20:01.0
69	68	Oak Lawn	Kevin Sink (Fr)	0:20:01.4
70	69	St. Laurence	Nick Martz (So)	0:20:04.1
71	70	St. Laurence	Steve Murphy (So)	0:20:08.5
72	71	Libertyville	Chris Marr (So)	0:20:08.9
73	72	St. Laurence	Larry Narvaez (Fr)	0:20:10.7

2007 Reavis Boys Fr/So Results

73	Libertyville	Eric Bergstrom (So)	0:20:12.6
75	74 Stagg	John Walsh (So)	0:20:13.9
76	75 St. Laurence	Brandon Sheeran (So)	0:20:18.3
77	76 Libertyville	Drew Peterson (So)	0:20:20.6
78	77 Stagg	Chris Rice (So)	0:20:21.1
79	78 Bremen	Donald Gross (So)	0:20:27.2
80	79 Reavis	Adam Gurke (Fr)	0:20:31.1
81	80 Argo	Lawrence Hermosillo (So)	0:20:32.0
82	81 Oak Forest	Pat Stepp (Fr)	0:20:33.7
83	82 St. Laurence	Pat Williams (Fr)	0:20:36.9
84	Eisenhower	Felipe Rivera (So)	0:20:42.8
85	83 Shepard	Sebastian Hernandez (So)	0:20:43.2
86	84 Brother Rice	Mark Martinez (So)	0:20:45.7
87	85 Oak Lawn	Mike Everett (So)	0:20:48.1
88	86 Hinsdale South	Eric Longoria (Fr)	0:20:48.3
89	87 St. Laurence	Ed Kazupski (Fr)	0:20:52.6
90	88 Oak Forest	Hardik Patel (So)	0:20:53.8
91	89 Shepard	Patrick Blanchet (So)	0:20:54.3
92	90 Homewood-Flossmoor	Bryan Clark (So)	0:20:54.7
93	91 Shepard	Jay Guerero (So)	0:20:56.3
94	92 Oak Forest	Eamon Przekwas (Fr)	0:20:59.1
95	93 Oak Lawn	Rob Valdez (So)	0:21:00.6
96	94 Oak Forest	Andrew Soulian (So)	0:21:06.5
97	95 Marian Catholic	Jack Coleman (So)	0:21:07.5
98	96 Argo	Justin Welch (So)	0:21:21.7
99	97 Shepard	Matt Kirwan (So)	0:21:22.8
100	98 Oak Lawn	Bill Barker (So)	0:21:24.2
100	99 Argo	Antonio Hernandez (Fr)	0:21:32.1
102	100 Oak Lawn	Andy Weisgerber (So)	0:21:36.1
103	101 Oak Lawn	Rob Gertos (So)	0:21:43.4
104	102 Homewood-Flossmoor	Alex Brockman (Fr)	0:21:43.7
105	103 Argo	James Bahena (Fr)	0:21:56.5
106	104 Argo	Christian Meza (So)	0:21:57.0
107	105 Bremen	Tony Burleson (Fr)	0:21:59.1
108	106 Bremen	Zach Abel (Fr)	0:22:32.1
109	107 Stagg	Matt Ivancic (So)	0:22:40.9
110	108 Homewood-Flossmoor	Kevin Kowalisyn (So)	0:22:47.7
111	Tinley Park	Sebastian Merkle (So)	0:22:50.0
112	109 Bremen	Matt Garrison (So)	0:22:58.7
113	Rich Central	Jonathan Johnson (Fr)	0:23:02.8
114	110 Bremen	Isaias Hernandez (Fr)	0:23:10.5
115	111 Bremen	Lance Simpson (Fr)	0:23:15.0
116	Rich Central	James Williamson (Fr)	0:23:19.8
117	Eisenhower	Alex Nunez (Fr)	0:23:22.0
118	112 Reavis	Chris Bulakiev (So)	0:23:23.5
119	113 St. Rita	Sean McCormick (Fr)	0:24:16.8
120	114 St. Rita	Luke Coffman (Fr)	0:24:19.7
121	Eisenhower	Jarrett Benton (So)	0:24:33.2
122	115 Argo	Carlos Vargas (So)	0:25:40.2
123	116 Homewood-Flossmoor	Frank Johnson (Fr)	0:26:24.3
124	117 St. Rita	Steve Scheide (So)	0:26:24.6
125	Richards	Brendan Buckley (Fr)	0:26:52.0
126	118 St. Rita	Kevin Connery (Fr)	0:27:47.5
127	119 Reavis	Eric Milla (Fr)	0:27:55.7
129	St. Joseph	Damilola Okulaja (So)	0:27:59.7
129	St. Joseph	Kevin Householder (So)	0:28:00.2
130	120 Argo	Ryan Conoboy (So)	0:28:11.5
131	St. Joseph	Aaron Priego (So)	0:28:30.0
132	Rich Central	Ochae Green (Fr)	0:29:08.0
133	Eisenhower	Kyle Benton (Fr)	0:42:44.4

2007 Reavis Boys Fr/So Results

Results by Kreppert Kompusport Software, Yorkville, IL <http://www.kompusport.com>

FINAL TEAM STANDINGS:

Place	School	Score	Scoring Places							
1	Lyons Township	28	2,	3,	4,	7,	12,	21,	25	
2	Sandburg	100	9,	13,	16,	28,	34,	35,	36	
3	Brother Rice	121	8,	17,	26,	27,	43,	49,	84	
4	Marist	123	5,	6,	33,	37,	42,	47,	59	
5	Andrew	156	11,	15,	32,	48,	50,	55,	66	
6	Hinsdale South	177	1,	31,	45,	46,	54,	64,	86	
7	Stagg	179	22,	24,	29,	30,	74,	77,	107	
8	Marian Catholic	198	18,	23,	44,	52,	61,	63,	95	
9	Libertyville	238	10,	41,	51,	65,	71,	73,	76	
10	Shepard	282	14,	40,	56,	83,	89,	91,	97	
11	St. Laurence	325	39,	69,	70,	72,	75,	82,	87	
12	Oak Forest	353	57,	60,	67,	81,	88,	92,	94	
13	Oak Lawn	382	38,	68,	85,	93,	98,	100,	101	
14	Reavis	383	20,	53,	79,	112,	119			
15	Homewood-Flossmoor	435	19,	90,	102,	108,	116			
16	Bremen	460	62,	78,	105,	106,	109,	110,	111	
17	Argo	482	80,	96,	99,	103,	104,	115,	120	
18	St. Rita	520	58,	113,	114,	117,	118			
19	Eisenhower	No Score	- Had only 4 finishers							
20	Proviso West	No Score	- Had only 0 finishers							
21	Rich Central	No Score	- Had only 4 finishers							
22	Richards	No Score	- Had only 1 finisher							
23	Simeon	No Score	- Had only 0 finishers							
24	St. Joseph	No Score	- Had only 3 finishers							
26	Tinley Park	No Score	- Had only 1 finisher							

Program (C) 1985-2007 Fred Kreppert, Yorkville, IL (630) 882-2364 fred@kompusport.com
 Results by Kreppert Kompusport Software, Yorkville, IL <http://www.kompusport.com>

FINAL TEAM STANDINGS: (by total team time)

Place	School	Score	Avg	Diff	Scoring Times					
1	Lyons Township	85:33	17:07	1:01	16:44,	16:54,	16:58,	17:12,	17:45,	18:06
2	Sandburg	89:44	17:57	1:10	17:15,	17:48,	18:00,	18:16,	18:25,	18:25
3	Marist	90:00	18:00	1:52	17:03,	17:04,	18:24,	18:34,	18:55,	19:05
4	Brother Rice	90:39	18:08	1:42	17:13,	18:02,	18:14,	18:15,	18:55,	19:08
5	Andrew	92:07	18:25	1:35	17:33,	17:56,	18:23,	19:07,	19:08,	19:29
6	Hinsdale South	92:15	18:27	2:37	16:42,	18:21,	18:56,	18:57,	19:19,	19:47
7	Stagg	93:07	18:37	2:07	18:07,	18:10,	18:17,	18:19,	20:14,	20:21
8	Marian Catholic	94:08	18:50	1:42	18:03,	18:09,	18:56,	19:15,	19:45,	19:47
9	Libertyville	95:24	19:05	2:41	17:28,	18:48,	19:09,	19:50,	20:09,	20:13
10	Shepard	97:53	19:35	2:59	17:56,	18:45,	19:33,	20:44,	20:55,	20:57
11	St. Laurence	99:24	19:53	1:38	18:41,	20:04,	20:09,	20:11,	20:19,	20:37
12	Oak Forest	100:47	20:09	1:20	19:34,	19:44,	20:01,	20:34,	20:54,	20:57
13	Oak Lawn	101:50	20:22	2:51	18:34,	20:02,	20:48,	21:01,	21:25,	21:36
14	Argo	107:20	21:28	1:25	20:32,	21:22,	21:32,	21:57,	21:57,	25:41
15	Bremen	107:44	21:33	3:13	19:46,	20:28,	21:59,	22:32,	22:59,	23:11
16	Reavis	109:12	21:50	9:52	18:04,	19:16,	20:32,	23:24,	27:56	
17	Homewood-Flossmoor	109:56	21:59	8:21	18:04,	20:55,	21:44,	22:48,	26:25	
18	St. Rita	122:25	24:29	8:13	19:35,	24:17,	24:20,	26:25,	27:48	
19	Eisenhower	No Score			20:43,	23:22,	24:34,	42:45		

Kreppert Kompusport Software

Computerized Sports Timing & Scoring

[Home](#)
[Up](#)
[Search](#)
[Contents](#)
[Feedback](#)

Boys Varsity

[Girls Fr/So](#)
[Boys Fr/So](#)
[Girls Varsity](#)
[Boys Varsity](#)
[Girls Open](#)
[Boys Open](#)


Sept. 11, 2001

And our flag was still there, o'er the Land of the Free, and the Home of the Brave.
God Bless America!

Individual Results

Final Team Standings (by points)

Final Team Standings (by time)

44th Annual Reavis Rams Invitational

September 8, 2007

Boys Varsity

3.0 Miles

RACE RESULTS

Course record is 0:15:25.6 by Ryan Kuphall of Lyons Township on Sept. 11, 2004

Place	Ovral Score	School	Name	Time
1	1	Brother Rice	Rich Eber (Sr)	0:15:18.8
2	2	Lyons Township	Mike Janusek (Jr)	0:15:32.0
3	3	Stagg	Nate Bohne (Sr)	0:15:35.4
4	4	Hinsdale South	Brian Denk (Sr)	0:15:40.6
5	5	Lyons Township	Robbie Keeler (So)	0:15:44.7
6	6	Lyons Township	Alex Lyons (Jr)	0:16:02.4
7	7	Stagg	Rick Davey (Sr)	0:16:05.9
8	8	Hinsdale South	Lee Vlcek (Sr)	0:16:08.7
9	9	Lyons Township	Jack Hostettler (Jr)	0:16:09.9
10	10	Lyons Township	Sam Kehoe (Sr)	0:16:10.5
11	11	Andrew	Matt Rychel (Sr)	0:16:15.8

2007 Reavis Boys Varsity Results

12	12	Marist	Tom Dehlin (Sr)	0:16:19.1
13	13	Hinsdale South	Brandon Hummer (Sr)	0:16:23.6
14	14	Brother Rice	Jim Glavas (Sr)	0:16:28.2
15	15	Stagg	Nick Sustersic (Sr)	0:16:31.6
16	16	Brother Rice	Dan Hasty (Sr)	0:16:34.1
17	17	Hinsdale South	Max Rodrigues (Jr)	0:16:36.9
18	18	Marian Catholic	Tim Stanis (Sr)	0:16:41.6
19	19	Oak Forest	Ralph Woolard (Jr)	0:16:43.2
20	20	Lyons Township	Adam Stephens (Sr)	0:16:44.2
21	21	Shepard	Kyle Middleton (Sr)	0:16:49.9
22	22	Eisenhower	Ricardo Olmedo (Jr)	0:16:50.7
23	23	Libertyville	John Cavicchia (Sr)	0:16:51.4
24	24	Lyons Township	Kevin Campbell (Sr)	0:16:54.6
25	25	Argo	Charles Murray (So)	0:16:58.0
26	26	Brother Rice	John Marbach (Sr)	0:16:58.8
27	27	Brother Rice	Dave Janet (So)	0:16:59.3
28	28	Stagg	Declan McDonnell (Sr)	0:17:00.5
29	29	St. Laurence	Chris Batzel (Jr)	0:17:04.5
30	30	Reavis	Dan Laskowski (Jr)	0:17:13.8
31	31	Brother Rice	Adam Currier (Sr)	0:17:15.1
32	32	Shepard	Kyle Abrahamsen (Sr)	0:17:17.3
33	33	Oak Lawn	Pat Weisgerber (Jr)	0:17:19.9
34	34	Marian Catholic	Ryan Merriman (Sr)	0:17:20.7
35	35	Hinsdale South	Michael Moreno (Jr)	0:17:21.9
36	36	Marist	Kevin Germino (Jr)	0:17:24.5
37	37	Sandburg	Jake White (Sr)	0:17:25.4
38	38	Oak Forest	Ed McDaniel (So)	0:17:26.0
39	39	Argo	Gabriel Torres (Sr)	0:17:26.6
40	40	Argo	Adam Sukiennik (So)	0:17:27.8
41	41	Richards	Tom Crivellone (Sr)	0:17:29.3
42	42	Hinsdale South	Dan Herber (Sr)	0:17:30.2
43	43	Stagg	Leo Pathy (Sr)	0:17:33.1
44	44	Bremen	Keith Fuentes (Sr)	0:17:33.5
45	45	St. Rita	Max Avila (Sr)	0:17:34.0
46	46	Marist	Mike Mulhausen (Jr)	0:17:35.3
47	47	Andrew	Will Scott (Sr)	0:17:35.9
48	48	St. Laurence	Mike Carlson (Jr)	0:17:39.6
49	49	Oak Forest	Pathik Gandhi (So)	0:17:40.4
50	50	Reavis	Tony Inacay (Jr)	0:17:44.9
51	51	Sandburg	Remington Berg (Sr)	0:17:45.6
52	52	Shepard	Allan Urbanaik (Jr)	0:17:47.5
53	53	Andrew	Dan Darling (Jr)	0:17:48.3
54	54	Libertyville	Scott Rule (Sr)	0:17:49.9
55	55	Oak Lawn	Eben Lancerio (Jr)	0:17:51.0
56	56	Libertyville	Colin Quinn (Sr)	0:17:52.4
57	57	Shepard	Kurt Nowag (Sr)	0:17:54.6
58	58	Andrew	Brian Tholl (Jr)	0:17:55.2
59	59	Libertyville	Jim Murnick (Jr)	0:17:55.9
60	60	Bremen	David Newton (Sr)	0:17:56.3
61	61	Bremen	Noel Biggs (Jr)	0:17:58.4
62	62	Eisenhower	Adrian Rodriguez (Sr)	0:17:59.6
63	63	Libertyville	Matt Karnstedt (Sr)	0:18:00.0
64	64	Shepard	JeJuan Mauldin (Fr)	0:18:03.8
65	65	Andrew	Alex Kluchki (Jr)	0:18:04.2
66	66	Andrew	Chad Linhart (Jr)	0:18:05.1
67	67	Oak Forest	Matt Krolic (Jr)	0:18:05.4
68	68	Libertyville	Brian Mueller (Sr)	0:18:05.8
69	69	Bremen	Eric Stadter (Sr)	0:18:06.3
70	70	Oak Lawn	Nasim Samra (Sr)	0:18:07.7
71	71	Reavis	Joel Litterio (So)	0:18:09.5
72	72	Sandburg	David Brugioni (Sr)	0:18:12.0
73	73	Bremen	Pablo Herrejon (Sr)	0:18:14.2

2007 Reavis Boys Varsity Results

74	74	Reavis	Dan Szewczyk (Sr)	0:18:18.2
75	75	Libertyville	Shane Michelson (Jr)	0:18:22.2
76	76	St. Laurence	John Trevanis (Jr)	0:18:25.6
77	77	Sandburg	Bill Hinderman (Sr)	0:18:28.7
78	78	Sandburg	Tim Hogan (Sr)	0:18:29.2
79		Rich Central	Jonathan Walker (Jr)	0:18:29.6
80	79	Andrew	Robin Joseph (Sr)	0:18:29.9
81	80	St. Rita	Felix Zaczek (Sr)	0:18:30.3
82	81	Stagg	Jake Adams (Jr)	0:18:30.7
83	82	Oak Forest	Mehul Amin (Sr)	0:18:31.8
84	83	Oak Forest	Tim Mocco (Sr)	0:18:32.6
85	84	Eisenhower	Bob Dompeling (Sr)	0:18:32.9
86	85	Marist	David Mulhausen (Jr)	0:18:34.1
87		Rich Central	Curtis Rempson (Jr)	0:18:35.0
88	86	Stagg	Kevin Wolz (Jr)	0:18:35.5
89	87	Reavis	Jimmy Johnson (Jr)	0:18:35.8
90	88	Argo	Bart Zadlo (Sr)	0:18:39.5
91	89	Richards	Mohammed Hamad (Fr)	0:18:43.3
92	90	Hinsdale South	Paulius Dragunas (Jr)	0:18:45.1
93	91	Oak Forest	Bill Slager (Sr)	0:18:45.8
94	92	Sandburg	Adam Pronoitis (Jr)	0:18:46.4
95	93	Marist	Joe Ryan (Sr)	0:18:54.4
96	94	Oak Lawn	Brian Koltz (Jr)	0:18:58.2
97	95	Oak Lawn	Michael Zero (Sr)	0:18:59.3
98	96	Marist	Brian Enright (Sr)	0:19:03.8
99	97	Marian Catholic	David Lennie (Sr)	0:19:11.2
100	98	Shepard	Matt Park (Jr)	0:19:13.5
101	99	Eisenhower	Oscar Sanchez (Sr)	0:19:19.7
103	100	St. Laurence	Julian Rodriguez (Fr)	0:19:20.5
104	101	Tinley Park	Brian Jemillo (Jr)	0:19:22.4
105	102	Oak Lawn	Dan Thompson (Jr)	0:19:23.5
106	103	Homewood-Flossmoor	Nick Simpson (Jr)	0:19:26.2
107	104	Marist	Bill Langevin (Sr)	0:19:28.2
108	105	Homewood-Flossmoor	Brendan Gallagher (Jr)	0:19:29.7
109	106	Argo	Israel Hernandez (Jr)	0:19:31.3
110	107	Homewood-Flossmoor	Anthony Zinn (Jr)	0:19:32.9
111	108	Marian Catholic	Dan Anderson (Jr)	0:19:34.0
112	109	Bremen	David Prieto (Jr)	0:19:42.2
113	110	Argo	Rory O'Connor (Sr)	0:19:50.2
114	111	Argo	Fernando Vazquez (Sr)	0:19:54.0
115	112	Tinley Park	Matt Jemillo (Fr)	0:19:55.3
116		Rich Central	Ronald Kimp (Jr)	0:19:56.4
117	113	Sandburg	Pat DeMatteo (Jr)	0:20:02.0
118	114	Reavis	Tim Patula (Sr)	0:20:12.4
119	115	Richards	Arthur Stringham (Jr)	0:20:13.1
120		Rich Central	Steve Robertson (Jr)	0:20:28.2
121	116	Homewood-Flossmoor	Jon Dennison (Jr)	0:20:29.4
122	117	Shepard	Anthony Stanley (Sr)	0:20:32.6
123	118	Homewood-Flossmoor	Adam Dreyfuss (Jr)	0:20:37.1
124	119	Bremen	Mitchel DeLaRosa (Jr)	0:20:37.4
125	120	Oak Lawn	Mike Wilson (Sr)	0:20:42.5
126	121	Marian Catholic	Chris Bozzetti (Sr)	0:20:47.2
127	122	St. Laurence	Jason Ramirez (Fr)	0:20:52.0
128	123	Tinley Park	Marty Rodriguez (Fr)	0:21:19.1
130	124	Homewood-Flossmoor	Jordan Daley (Jr)	0:21:20.3
131	125	St. Rita	David Straple (Jr)	0:21:21.6
132	126	Homewood-Flossmoor	Jack Gallagher (Jr)	0:21:34.6
133	127	Tinley Park	Keifer Thomas (Jr)	0:21:38.3
134	128	Richards	Steve Galdek (Sr)	0:22:04.1
135	129	Tinley Park	Aaron Mcdonald (Jr)	0:22:27.1
	130	St. Joseph	Danny Gerger (Sr)	0:22:28.4
	131	Richards	Luis Beltran (Jr)	0:22:49.6

2007 Reavis Boys Varsity Results

136	131	St. Rita	Dan Ryan (Jr)	0:23:10.7
137	132	St. Rita	Rob Glowacki (Sr)	0:23:11.2
138	133	Tinley Park	Howard Pompalono (Jr)	0:23:40.4
139	134	Eisenhower	Alex Sarli (Jr)	0:26:53.1
140	135	Eisenhower	Charles Gallagher (Sr)	0:26:53.3

Program (C) 1985-2007 Fred Kreppert, Yorkville, IL (630) 882-2364 fred@kompusport.com
 Results by Kreppert Kompusport Software, Yorkville, IL http://www.kompusport.com

FINAL TEAM STANDINGS:

Place	School	Score	Scoring Places
1	Lyons Township	32	2, 5, 6, 9, 10, 20, 24
2	Hinsdale South	77	4, 8, 13, 17, 35, 42, 90
3	Brother Rice	84	1, 14, 16, 26, 27, 31
4	Stagg	96	3, 7, 15, 28, 43, 81, 86
5	Shepard	226	21, 32, 52, 57, 64, 98, 117
6	Andrew	234	11, 47, 53, 58, 65, 66, 79
7	Libertyville	255	23, 54, 56, 59, 63, 68, 75
8	Oak Forest	255	19, 38, 49, 67, 82, 83, 91
9	Marist	272	12, 36, 46, 85, 93, 96, 104
10	Argo	298	25, 39, 40, 88, 106, 110, 111
11	Bremen	307	44, 60, 61, 69, 73, 109, 119
12	Reavis	312	30, 50, 71, 74, 87, 114
13	Sandburg	315	37, 51, 72, 77, 78, 92, 113
14	Oak Lawn	347	33, 55, 70, 94, 95, 102, 120
15	St. Laurence	375	29, 48, 76, 100, 122
16	Marian Catholic	378	18, 34, 97, 108, 121
17	Eisenhower	401	22, 62, 84, 99, 134, 135
18	Richards	503	41, 89, 115, 128, 130
19	St. Rita	513	45, 80, 125, 131, 132
20	Homewood-Flossmoor	549	103, 105, 107, 116, 118, 124, 126
21	Tinley Park	592	101, 112, 123, 127, 129, 133
22	Proviso West	No Score - Had only 0 finishers	
23	Rich Central	No Score - Had only 4 finishers	
24	Simeon	No Score - Had only 0 finishers	
25	St. Joseph	No Score - Had only 1 finisher	

Program (C) 1985-2007 Fred Kreppert, Yorkville, IL (630) 882-2364 fred@kompusport.com
 Results by Kreppert Kompusport Software, Yorkville, IL http://www.kompusport.com

FINAL TEAM STANDINGS: (by total team time)


Place	School	Score	Avg	Diff	Scoring Times
1	Lyons Township	79:41	15:56	0:39	15:32, 15:45, 16:03, 16:10, 16:11, 16:45
2	Hinsdale South	82:13	16:27	1:41	15:41, 16:09, 16:24, 16:37, 17:22, 17:31
3	Brother Rice	82:21	16:28	1:41	15:19, 16:29, 16:34, 16:59, 17:00, 17:15
4	Stagg	82:48	16:34	1:57	15:36, 16:06, 16:32, 17:01, 17:33, 18:31
5	Andrew	87:42	17:32	1:49	16:16, 17:36, 17:49, 17:56, 18:05, 18:06
6	Shepard	87:55	17:35	1:14	16:50, 17:18, 17:48, 17:55, 18:04, 19:11
7	Oak Forest	88:29	17:42	1:48	16:44, 17:26, 17:41, 18:06, 18:32, 18:33
8	Libertyville	88:31	17:42	1:08	16:52, 17:50, 17:53, 17:56, 18:00, 18:06
9	Marist	88:49	17:46	2:36	16:19, 17:25, 17:36, 18:34, 18:55, 19:04
10	Bremen	89:52	17:58	0:41	17:34, 17:57, 17:59, 18:07, 18:15, 19:43
11	Reavis	90:04	18:01	1:22	17:14, 17:45, 18:10, 18:19, 18:36, 20:13
12	Argo	90:05	18:01	2:54	16:58, 17:27, 17:28, 18:40, 19:32, 19:51

2007 Reavis Boys Varsity Results

Page 5 of

3	Sandburg	90:23	18:05	1:04	17:26, 17:46, 18:12, 18:29, 18:30, 18:47
4	Oak Lawn	91:18	18:16	1:40	17:20, 17:51, 18:08, 18:59, 19:00, 19:24
15	St. Laurence	93:24	18:41	3:47	17:05, 17:40, 18:26, 19:21, 20:52
16	Marian Catholic	93:37	18:43	4:06	16:42, 17:21, 19:12, 19:34, 20:48
17	Homewood-Flossmoor	99:37	19:55	1:10	19:27, 19:30, 19:33, 20:30, 20:37, 21:21
18	Eisenhower	99:37	19:55	10:02	16:51, 18:00, 18:33, 19:20, 26:53, 26:54
19	Richards	101:21	20:16	5:20	17:30, 18:44, 20:13, 22:04, 22:50
20	St. Rita	103:50	20:46	5:38	17:34, 18:31, 21:22, 23:11, 23:12
21	Tinley Park	104:44	20:57	3:04	19:23, 19:56, 21:19, 21:39, 22:27, 23:41
22	Proviso West	No Score			
23	Rich Central	No Score			18:30, 18:35, 19:57, 20:29
24	Simeon	No Score			
25	St. Joseph	No Score			22:29

Program (C) 1985-2007 Fred Kreppert, Yorkville, IL (630) 882-2364 fred@kompusport.com
Results by Kreppert Kompusport Software, Yorkville, IL <http://www.kompusport.com>

You are the  visitor to this page since September 3, 2007.

Send mail to fred@kompusport.com with questions or comments about this web site.
Copyright © 1998-2007 Kreppert Kompusport Software (www.kompusport.com)
Last modified: Tuesday, June 26, 2007

Kreppert Kompusport Software

Computerized Sports Timing & Scoring

Home

Up

Search

Contents

Feedback

Boys Open

Girls Fr/So

Boys Fr/So

Girls Varsity

Boys Varsity

Girls Open

Boys Open



Sept. 11, 2001

And our flag was still there, o'er the Land of the Free, and the Home of the Brave.
God Bless America!

Individual Results

44th Annual Reavis Rams Invitational

September 8, 2007
Boys Open
3.0 Miles

RACE RESULTS

Course record is 0:16:41.9 by Jim Glavas of Brother Rice on Sept. 9, 2007

Place	School	Name	Time
1	Lyons Township	Anthony Carrano (Sr)	0:16:58.3
2	Lyons Township	Leo Gonzalez (Sr)	0:17:17.8
3	Lyons Township	Seth Wind (Sr)	0:17:19.1
4	Lyons Township	Mark Holt (Fr)	0:17:20.4
5	Lyons Township	Joe Moran (Jr)	0:17:34.2
6	Lyons Township	Kyle Stimpson (Sr)	0:17:36.7
7	Proviso West	Nick Steele (Sr)	0:17:40.1
8	Lyons Township	Andy Boyd (Jr)	0:17:41.8
9	Brother Rice	Kevin McNulty (Sr)	0:17:45.0
10	Lyons Township	Anthony Spatafora (Jr)	0:17:45.5
11	Marist	Angel Portillo (Fr)	0:17:51.5
12	Oak Forest	Ryan Burke (Sr)	0:17:53.1
13	Lyons Township	Paul Smith (Sr)	0:18:03.1
14	Lyons Township	Mike Schweinberg (Sr)	0:18:06.6
15	Lyons Township	Sam Height (Jr)	0:18:09.0

2007 Reavis Boys Open Results

Brother Rice	John Malone (Sr)	0:18:10.4
Lyons Township	Mike Skoda (Sr)	0:18:11.4
18 Lyons Township	David Andel (Sr)	0:18:14.9
19 Andrew	Ryan Serafino (Jr)	0:18:16.2
20 Sandburg	Sean Keane (So)	0:18:17.0
21 Sandburg	John Altman (So)	0:18:22.0
22 Lyons Township	Nathan Paus (Sr)	0:18:22.4
23 Lyons Township	Connor Francis (Fr)	0:18:26.4
24 Lyons Township	Mike Lopez (Sr)	0:18:28.9
25 Libertyville	Eric Ortega (Jr)	0:18:30.3
26 Andrew	Brian McGrath (Jr)	0:18:31.1
27 Brother Rice	Marty Rohan (Sr)	0:18:31.5
28 Brother Rice	Corey Rios (Jr)	0:18:37.7
29 Andrew	Nick Ziganto (Sr)	0:18:39.5
30 Andrew	Steve Szynal (Jr)	0:18:41.4
31 Libertyville	Steve Hiller (Jr)	0:18:44.2
32 Hinsdale South	Matthew Koltis (So)	0:18:44.5
33 Andrew	Donato Martino (Jr)	0:18:46.1
34 Lyons Township	James Holt (Jr)	0:18:47.1
35 Sandburg	Nick DeWolf (So)	0:18:49.2
36 Stagg	Jeff Stacy (Jr)	0:18:51.4
37 Lyons Township	Simeon Tzolov (Sr)	0:18:52.4
38 Stagg	Xavier Ortiz (Sr)	0:18:54.0
39 Stagg	Rich Sparks (Jr)	0:18:54.4
40 Libertyville	Justin Leatherwood (Jr)	0:18:55.1
41 Lyons Township	Chris Shinsako (Sr)	0:18:55.8
42 Brother Rice	Tony Messina (Jr)	0:18:56.4
Lyons Township	Mike Marik (Sr)	0:19:01.1
Sandburg	Paul Ocai (So)	0:19:02.1
45 Lyons Township	Jay Taylor (Sr)	0:19:04.1
46 Lyons Township	Edward Marchese (Sr)	0:19:04.5
47 Libertyville	Casey Quirk (Jr)	0:19:06.6
48 Lyons Township	Eddie Farrell (Fr)	0:19:07.2
49 Lyons Township	Peter Lipinski (Jr)	0:19:08.9
50 Stagg	Tyler Blaha-Gruszka (Sr)	0:19:09.3
51 Libertyville	Jon Maurer (Jr)	0:19:11.7
52 Lyons Township	Vince Gonzalez (Jr)	0:19:13.5
53 Libertyville	Michael Ryan (Sr)	0:19:17.2
54 Stagg	Rafael Sanchez (Sr)	0:19:21.2
55 Lyons Township	Patrick Mohan (Fr)	0:19:24.6
56 Oak Forest	Bukunmi Adeloye (Sr)	0:19:27.1
57 Libertyville	Andrew Cramer (Sr)	0:19:27.6
58 Oak Forest	Kol Karas (Jr)	0:19:29.5
59 Lyons Township	Andy Doten (Sr)	0:19:29.8
60 Lyons Township	Chris Pilipiszyn (Fr)	0:19:30.3
61 Lyons Township	Glenn Covey (Fr)	0:19:30.7
62 Andrew	Sajith Bandara (Jr)	0:19:31.6
63 Libertyville	Will Satchell (Jr)	0:19:32.5
64 Argo	Steven Lesniak (Sr)	0:19:33.4
65 Andrew	Chris Campagna (Sr)	0:19:34.6
66 Sandburg	Ryan Duffy (Fr)	0:19:36.1
67 Sandburg	Anthony Tyrpin (So)	0:19:41.9
68 Proviso West	Jamel Lawson (Jr)	0:19:44.0
69 Lyons Township	Tj McCabe (Fr)	0:19:45.3
Sandburg	Alex Kordas (Fr)	0:19:46.3
Shepard	Andrew Miller (Jr)	0:19:46.6
72 Marist	Mark Mejicano (Sr)	0:19:47.1
73 Libertyville	Dan Tanner (Sr)	0:19:48.6
74 Libertyville	Blake Indart (Sr)	0:19:51.3
75 Lyons Township	Steve Stefanik (Jr)	0:19:51.8
76 Lyons Township	Brian Merrion (Sr)	0:19:52.3
77 Libertyville	Brandon Hunt (Jr)	0:19:55.2

2007 Reavis Boys Open Results

'78	Lyons Township	Myles Emmons (So)	0:19:55.7
79	Sandburg	Joe Martinez (Sr)	0:19:56.1
80	Lyons Township	Alec Westeroff (So)	0:19:56.6
81	Lyons Township	John Kokoris (Sr)	0:19:57.2
82	Lyons Township	Clint Piper (So)	0:19:59.8
83	Lyons Township	Ryan Tala (Jr)	0:20:01.1
84	Lyons Township	Drew Gumbiner (So)	0:20:01.5
85	Hinsdale South	Chris Gabel (Jr)	0:20:01.8
86	Marist	Kevin Ryan (So)	0:20:02.3
87	Lyons Township	Paul Schied (Jr)	0:20:03.1
88	Lyons Township	Colin Rowley (Jr)	0:20:04.7
89	Andrew	Jon Gaeta (Jr)	0:20:06.1
90	Lyons Township	Tim Pollard (Fr)	0:20:06.7
91	Lyons Township	Jack Windmoeller (Fr)	0:20:08.1
92	Brother Rice	Pat Hurley (Fr)	0:20:08.5
93	Lyons Township	Joe Daniels (Fr)	0:20:16.9
94	Lyons Township	Nick Wesley (Jr)	0:20:17.1
95	Sandburg	Ben Pavur (Jr)	0:20:18.7
96	Oak Forest	Fuad Rafidi (Sr)	0:20:20.1
97	Proviso West	Nathon Johnson (Fr)	0:20:23.0
98	Argo	Johnny Vazquez (Sr)	0:20:24.2
99	Marist	Sean McGovern (So)	0:20:24.7
100	Sandburg	Mark Canzona (Sr)	0:20:25.3
101	Andrew	Dave McKiernan (Jr)	0:20:25.9
102	Oak Forest	Sam Pedley (Jr)	0:20:26.5
103	Sandburg	Louis Debella (So)	0:20:27.5
104	Oak Forest	Dave Neuman (Jr)	0:20:29.1
105	Oak Lawn	Carlos Brito (So)	0:20:31.7
106	Oak Forest	Matt Moran (Sr)	0:20:36.5
107	Libertyville	Kyle Heffern (Jr)	0:20:36.7
108	Sandburg	Danny DeWolf (Fr)	0:20:37.2
109	Lyons Township	Dan Kuchan (So)	0:20:39.9
110	Lyons Township	Ed Awah (Jr)	0:20:40.2
111	Lyons Township	Max Potthoff (So)	0:20:40.5
112	Sandburg	Eddie Butkus (So)	0:20:41.0
113	Oak Forest	Aj Collazo (Jr)	0:20:42.6
114	Libertyville	Ian Smith (So)	0:20:43.4
115	Marist	John Wiencek (Sr)	0:20:44.5
116	Lyons Township	Alex Pappas (So)	0:20:44.9
117	Oak Forest	Anthony Losito (Sr)	0:20:45.3
118	Sandburg	Ron Evans (So)	0:20:47.3
119	Oak Forest	Cody Moss (So)	0:20:47.8
120	Marian Catholic	Dominic Roche (So)	0:20:49.8
121	Libertyville	Ryan Burke (So)	0:20:50.2
122	Libertyville	Mike Hohner (Jr)	0:20:50.7
123	Lyons Township	Carl Peters (Jr)	0:20:51.8
124	Argo	Sammy Sheikh (Sr)	0:20:52.3
125	Lyons Township	Greg Arrata (Sr)	0:20:52.9
126	Marian Catholic	Adam McDevitt (So)	0:20:53.7
127	Marist	Robert Galvin (Sr)	0:20:54.4
128	Marist	Tom McKeivitt (Jr)	0:20:54.9
129	Sandburg	Matt Piper (Fr)	0:20:55.2
130	Marist	Mike Roos (Sr)	0:20:55.7
131	Libertyville	Tom Pasini (So)	0:20:56.2
132	Lyons Township	Joe Benz (Sr)	0:20:56.6
133	Oak Lawn	Chris Againaga (Jr)	0:20:57.1
134	Marian Catholic	Joseph Torres (So)	0:20:58.3
135	Lyons Township	Angelo Christopher (Jr)	0:20:58.8
136	Libertyville	Casey Buczkiewicz (So)	0:20:59.9
137	Marist	Connor McMahon (Fr)	0:21:00.4
138	Marist	Blake Wyderski (Fr)	0:21:02.3
139	Proviso West	Michael Aldas (So)	0:21:02.8

2007 Reavis Boys Open Results

1	Marist	John Peltz (Jr)	0:21:03.9
2	Marist	Kevin Mehalek (So)	0:21:09.1
142	St. Laurence	Bob O'Brien (Fr)	0:21:10.0
143	Lyons Township	Jimmy Chase (Jr)	0:21:10.6
144	Libertyville	Roger Michaelides (Fr)	0:21:11.2
145	Lyons Township	Nathaniel Johnson (Fr)	0:21:12.3
146	Marist	Cody Starosta (Fr)	0:21:14.9
147	Andrew	Ben Koch (Jr)	0:21:16.8
148	Andrew	Nick Pappas (Sr)	0:21:17.3
149	Libertyville	Joe Cavaliere (Jr)	0:21:17.8
150	Hinsdale South	Kevin Johnson (Jr)	0:21:19.2
151	Lyons Township	Paul Gossett (Jr)	0:21:21.6
152	Libertyville	Ben Paulson (So)	0:21:22.1
153	Lyons Township	John Stewart (Fr)	0:21:23.0
154	Stagg	Brandon Holloway (Jr)	0:21:24.9
155	Andrew	Andrew Lewis (Sr)	0:21:26.0
156	St. Laurence	Bob Derango (So)	0:21:27.4
157	Stagg	Sam Swearingen (Jr)	0:21:27.9
158	Lyons Township	Adam Smith (Fr)	0:21:28.4
159	Oak Lawn	Jason Abbott (Jr)	0:21:29.0
160	Andrew	Dan Jeffries (Fr)	0:21:29.6
161	Libertyville	Mark Dasher (So)	0:21:30.4
162	Libertyville	Tyler Loesch (Fr)	0:21:31.2
163	Lyons Township	Ryan Dudek (So)	0:21:32.3
164	Argo	Jose Gonzalez (Jr)	0:21:33.0
165	Lyons Township	Dan Zehe (Fr)	0:21:33.6
166	Lyons Township	Chris Acker (Fr)	0:21:34.1
167	Oak Lawn	Ali Odeh (So)	0:21:34.5
168	Marist	Kevin Conniff (So)	0:21:35.5
169	Hinsdale South	Greg Blachut (Sr)	0:21:36.1
170	Lyons Township	Benjamin Okkema (Fr)	0:21:36.8
171	Marist	Steve Diliberto (So)	0:21:37.7
172	Libertyville	Steve Marks (Jr)	0:21:39.3
173	Stagg	Thomas Trakis (Sr)	0:21:39.7
174	Brother Rice	Jim Hallberg (Fr)	0:21:40.4
175	Lyons Township	Mark Arrata (So)	0:21:41.1
176	Lyons Township	Grant Lundahl (Fr)	0:21:42.2
177	Oak Forest	Alex Carey (Fr)	0:21:43.1
178	Hinsdale South	Michael Koltis (So)	0:21:43.5
179	Lyons Township	Danny Yocius (Fr)	0:21:44.3
180	Hinsdale South	William Wallrich (Jr)	0:21:45.4
181	Libertyville	Jamie Kadonsky (So)	0:21:45.8
182	Oak Lawn	Antonio Renteria (So)	0:21:46.3
183	Argo	Dominic Cialoni (Jr)	0:21:47.2
184	Lyons Township	Patrick McCarty (Jr)	0:21:47.7
185	Marian Catholic	Eric Lareau (Fr)	0:21:48.1
186	Proviso West	Chris Watts (Sr)	0:21:50.0
187	Andrew	Nick Franchetti (Sr)	0:21:50.4
188	Marist	Leo Martinez (Fr)	0:21:51.4
189	Argo	Andy Machaj (Sr)	0:21:53.2
190	Libertyville	Reid Cepa (So)	0:21:54.1
191	Marist	Tom Costello (Sr)	0:21:54.9
192	Oak Lawn	Art Chapelle (Fr)	0:21:55.9
193	Oak Forest	Ryan Travis (Fr)	0:21:57.7
194	Oak Lawn	Luis Quintero (Jr)	0:22:02.1
195	Libertyville	Weston Moser (Jr)	0:22:02.3
196	Lyons Township	Eric Anzelone (Fr)	0:22:05.3
197	Lyons Township	Dylan Fiedler (Fr)	0:22:07.6
198	Stagg	Nick Bulhuis (Jr)	0:22:09.4
199	Brother Rice	Enrique Rubio (Fr)	0:22:10.8
200	Homewood-Flossmoor	Emmett Houlihan (Jr)	0:22:12.4
201	Marist	Dan Murphy (Jr)	0:22:13.1

2007 Reavis Boys Open Results

202	Argo	Thomas Maloney (Sr)	0:22:14.1
203	Lyons Township	Nelson Ig (Fr)	0:22:15.6
204	Marian Catholic	Kenneth Norfleet (Fr)	0:22:16.5
205	Libertyville	Jake Fyfe (So)	0:22:19.0
206	Oak Forest	Alex Putz (Fr)	0:22:19.5
207	Lyons Township	Nick Dentamaro (Fr)	0:22:19.9
208	Argo	Alex Jaurez (Sr)	0:22:20.3
209	Marist	Robert Emmett (Jr)	0:22:20.8
210	St. Laurence	Mike Mossman (Fr)	0:22:21.7
211	Libertyville	Jackson Kontny (Sr)	0:22:23.9
212	Andrew	Steve Grohovena (Sr)	0:22:25.4
213	Hinsdale South	Ryan Hawken (Fr)	0:22:26.7
214	Lyons Township	Ricky Lange (Jr)	0:22:27.3
215	Lyons Township	Kevin Andreoni (So)	0:22:28.3
216	Andrew	Kyle Polk (Fr)	0:22:29.0
217	Sandburg	Matt Butzen (So)	0:22:30.6
218	Libertyville	Mike Trifunovich (So)	0:22:31.1
219	Shepard	Ryan Dennis (Jr)	0:22:31.4
220	Libertyville	Luke Bailey (Sr)	0:22:31.9
221	Brother Rice	Conor Fitzgerald (Fr)	0:22:33.7
222	Lyons Township	Adam Sammarco (Jr)	0:22:34.0
223	Libertyville	Alex Katz (Fr)	0:22:35.8
224	Lyons Township	Spencer Durland (Fr)	0:22:36.3
225	Libertyville	Jon Isaac (Sr)	0:22:37.3
226	Libertyville	Max James (So)	0:22:38.8
227	Shepard	Steve Gomboz (Sr)	0:22:39.4
228	Libertyville	Tim Dworkin (Fr)	0:22:40.0
229	Andrew	Tyler Vahldick (Sr)	0:22:40.8
230	Libertyville	T.J. Zafiratos (So)	0:22:41.3
231	Shepard	Francois Kaleta (Sr)	0:22:41.6
232	Shepard	Zachary Record (So)	0:22:42.0
233	Shepard	Bobby Hernandez (Fr)	0:22:42.5
234	Shepard	Ryan Robinson (So)	0:22:42.9
235	Oak Lawn	Kevin Johnson (Fr)	0:22:43.4
236	Lyons Township	John Kepich (Jr)	0:22:44.4
237	Libertyville	Simon Jensen (Fr)	0:22:45.3
238	Marist	Sean Hehir (So)	0:22:46.7
239	Lyons Township	Luke Goyer (Fr)	0:22:49.1
240	Sandburg	Jake Vittori (So)	0:22:51.2
241	Oak Forest	Dave Sheehan (So)	0:22:51.8
242	Hinsdale South	Joseph Vadakara (Fr)	0:22:52.4
243	Marian Catholic	Nick Orbik (So)	0:22:53.0
244	Marist	Connor McGarr (Fr)	0:22:53.6
245	Oak Forest	Jack Tinberg (Fr)	0:22:55.3
246	Marist	Tom Sullivan (Jr)	0:22:56.1
247	Oak Forest	Joe Behrens (Fr)	0:22:57.3
248	Oak Forest	Tony Burke (Fr)	0:22:58.1
249	Hinsdale South	Navin Abraham (So)	0:22:58.9
250	Andrew	Justin Weldon (So)	0:22:59.6
251	Marist	Brandon Rosales (So)	0:23:07.5
252	Argo	Adrian Flores (Sr)	0:23:08.4
253	Hinsdale South	Christian Moreno (Jr)	0:23:09.8
254	Stagg	Mark Piechalak (Jr)	0:23:14.8
255	Libertyville	Soumya Gosh (Fr)	0:23:15.6
256	St. Laurence	Matt Elizalde (Fr)	0:23:16.2
257	Marian Catholic	Devondre Juzang (Fr)	0:23:16.8
258	St. Laurence	Julio Gutierrez (Fr)	0:23:18.6
259	Lyons Township	John Lukaszewicz (Sr)	0:23:21.4
260	Marian Catholic	Michael Debonfioli (So)	0:23:26.8
261	Andrew	Jason Thompson (Fr)	0:23:29.7
262	Lyons Township	Harrison Reeder (Fr)	0:23:40.2
263	Libertyville	James Babowice (Sr)	0:23:43.1

PRE-SEASON SWSC MEET07

AT CHANNAHON PARK

09/11/07

TEAM RESULTS

TEAM	NAME	FIN	RESULTS	PTS
1. Carl Sandburg High School	Zach Dahleen	2	16:06	2
	Mike. Marbach	3	16:07	3
	Kyle Meyer	4	16:30	4
	Kyle McNicholas	7	16:35	7
	Elliot Hevel	9	16:40	9
	Corey. Puckett	12	17:13	
	Jake White	14	17:19	
	** TEAM TOTAL **		1:21:58	25
2. Lockport Township	Kyle.. Engnell	1	15:42	1
	David Inczauskis	6	16:34	6
	Ryan Piotrowski	8	16:38	8
	Pete Sullivan	15	17:23	15
	Matt Piortrowski	16	17:29	16
	David Sajdak	18	17:47	
	Matt Oram	20	17:54	
** TEAM TOTAL **		1:23:46	46	
3. Joliet Township	Tyler Tschida	5	16:34	5
	Brett Scheuber	11	17:10	11
	Rigoberto Bernal	21	17:55	19
	Mike Oldham	23	18:05	21
	Jared Morrisette	24	18:07	22
	John McCombs	33	19:28	
	Mike Gratzke	34	19:29	
** TEAM TOTAL **		1:27:51	78	
4. Bolingbrook	John Glass	10	16:51	10
	Matt Gutierrez	13	17:16	13
	Jason Hantak	22	18:03	20
	Jesse Stanford	30	18:46	24
	Chris Boroszak	37	20:33	30
	Stephen Krueger	45	21:37	
	Killian Gartner	47	22:12	
** TEAM TOTAL **		1:31:29	97	
5. Stagg High School	Rafael Sanchez	27	18:21	23
	Jeff Stacy	31	18:48	25
	Xavier Ortiz	35	19:38	28
	Rich Sparks	36	19:38	29
	Brandon Holloway	38	20:52	31
	Chris Mezera	39	21:09	
	Tomas Trakis	41	21:16	
** TEAM TOTAL **		1:37:17	136	

PRE-SEASON SWSC MEET07

AT CHANNAHON PARK

09/11/07

SCORES				
1. Carl Sandburg High School	25	4. Bolingbrook		97
2. Lockport Township	46	5. Stagg High School		136
3. Joliet Township	78			

MEN'S Boys Varsity

INDIVIDUAL RESULTS

FIN	NAME	TEAM	NUM	RESULTS	PTS
1.	Kyle.. Engnell	Lockport Township	224	15:42.1	1
2.	Zach Dahleen	Carl Sandburg High School	253	16:06.8	2
3.	Mike. Marbach	Carl Sandburg High School	257	16:07.1	3
4.	Kyle Meyer	Carl Sandburg High School	80	16:30.4	4
5.	Tyler Tschida	Joliet Township	221	16:34.5	5
6.	David Inczauskis	Lockport Township	270	16:34.8	6
7.	Kyle McNicholas	Carl Sandburg High School	259	16:35.4	7
8.	Ryan Piotrowski	Lockport Township	229	16:38.2	8
9.	Elliot Hevel	Carl Sandburg High School	265	16:40.2	9
10.	John Glass	Bolingbrook	204	16:51.0	10
11.	Brett Scheuber	Joliet Township	220	17:10.0	11
12.	Corey. Puckett	Carl Sandburg High School	264	17:13.3	P
13.	Matt Gutierrez	Bolingbrook	205	17:16.2	13
14.	Jake White	Carl Sandburg High School		17:19.6	P
15.	Pete Sullivan	Lockport Township	271	17:23.9	15
16.	Matt Piortrowski	Lockport Township	228	17:29.4	16
17.	Dennis O'Flaherty	Carl Sandburg High School	261	17:39.4	-
18.	David Sajdak	Lockport Township	47	17:47.2	P
19.	Remington Berg	Carl Sandburg High School	251	17:49.7	-
20.	Matt Oram	Lockport Township	227	17:54.3	P
21.	Rigoberto Bernal	Joliet Township	210	17:55.0	19
22.	Jason Hantak	Bolingbrook	206	18:03.7	20
23.	Mike Oldham	Joliet Township	219	18:05.7	21
24.	Jared Morrisette	Joliet Township	218	18:07.2	22
25.	Tim. Hogan	Carl Sandburg High School	256	18:10.5	-
26.	David Brugioni	Carl Sandburg High School	266	18:19.6	-
27.	Rafael Sanchez	Stagg High School	242	18:21.9	23
28.	Adam Pronoitis	Carl Sandburg High School	263	18:30.7	-
29.	Jason.. Stampanato	Lockport Township	232	18:43.1	-
30.	Jesse Stanford	Bolingbrook	208	18:46.7	24
31.	Jeff Stacy	Stagg High School	247	18:48.6	25
32.	Pat DeMatteo	Carl Sandburg High School	254	19:22.0	-
33.	John McCombs	Joliet Township	216	19:28.8	P
34.	Mike Gratzke	Joliet Township	213	19:29.3	P
35.	Xavier Ortiz	Stagg High School	240	19:38.3	28
36.	Rich Sparks	Stagg High School	246	19:38.5	29
37.	Chris Boroszak	Bolingbrook	200	20:33.3	30
38.	Brandon Holloway	Stagg High School	237	20:52.9	31
39.	Chris Mezera	Stagg High School	239	21:09.8	P
40.	Ben Pavur	Carl Sandburg High School	262	21:13.0	-
41.	Tomas Trakis	Stagg High School	250	21:16.2	P
42.	Mark. Canzona	Carl Sandburg High School	267	21:17.8	-
43.	Dan Eichholzer	Joliet Township	211	21:27.1	-
44.	Jason Bandy	Joliet Township	209	21:29.8	-
45.	Stephen Krueger	Bolingbrook	207	21:37.0	P
46.	Zak Helland	Joliet Township	214	22:07.6	-
47.	Killian Gartner	Bolingbrook	203	22:12.2	P
48.	Nick Fox	Joliet Township	212	22:32.1	-
49.	Nick Bulthuis	Stagg High School	235	22:44.5	-

PRE-SEASON SWSC MEET07

AT CHANNAHON PARK

09/11/07

INDIVIDUAL RESULTS

FIN	NAME	TEAM	NUM	RESULTS	PTS
50.	Dan Sen	Stagg High School	243	22:46.0	-
51.	Brian Chrzanowski	Carl Sandburg High School	252	23:59.8	-
52.	Mark Piechalak	Stagg High School	241	24:17.4	-
53.	Mike Sipple	Stagg High School	245	24:25.7	-
54.	Jim Sevik	Stagg High School	244	27:21.2	-
55.	Chris Evans	Bolingbrook	202	27:21.5	-
56.	Mike Swearingen	Stagg High School	248	27:29.7	-
57.	Jonathan Brown	Bolingbrook	201	NF	-
58.	Joe Mann	Joliet Township	215	NF	-
59.	Jermaine Moore	Joliet Township	217	NF	-
60.	Mark Bohdan	Lockport Township	222	NF	-
61.	Will.. Branda	Lockport Township	223	NF	-
62.	Abe Omar	Lockport Township	226	NF	-
63.	Chris Shilney	Lockport Township	230	NF	-
64.	Josh Shirley	Lockport Township	231	NF	-
65.	Alex Weitzel	Lockport Township	233	NF	-
66.	Tyler Blaha-Gruszka	Stagg High School	234	NF	-
67.	Josh Gasienica	Stagg High School	236	NF	-
68.	Sean Melfi	Stagg High School	238	NF	-
69.	Sam Swearingen	Stagg High School	249	NF	-
70.	Bill. Hinderman	Carl Sandburg High School	255	NF	-
71.	Joe. Martinez	Carl Sandburg High School	258	NF	-
72.	Pat Murphy	Carl Sandburg High School	260	NF	-
73.	Brando Marolda	Lockport Township	225	NF	-

PRE-SEASON SWSC MEET07

AT CHANNAHON PARK

09/11/07

TEAM RESULTS

TEAM	NAME	FIN	RESULTS	PTS
1. Carl Sandburg High School	Mike Tortorelli	1	17:36	1
	Mike Brower	4	18:06	4
	Jeff Perino	6	18:18	6
	Chris Koutavas	8	18:25	8
	Sean Keane	9	18:26	9
	Justin McKanna	10	18:28	
	Ryan Sawyers	11	18:36	
	** TEAM TOTAL **		1:30:51	28
2. Stagg High School	Chris Sarna	5	18:09	5
	Matt Szott	7	18:23	7
	Tom Busen	12	18:37	12
	Ben Greer	16	18:58	14
	John Walsh	29	19:51	22
	Chris Rice	38	20:25	
	Tim Nance	48	21:38	
** TEAM TOTAL **		1:33:58	60	
3. Lockport Township	Paul Thomas	3	17:59	3
	Roy Adcock	17	19:07	15
	Steve Strunka	19	19:23	16
	Tremaine Dantzler	28	19:51	21
	Paul Kozk	30	19:59	23
	Luke Beaumont	35	20:19	
	JL Griffin	51	22:09	
** TEAM TOTAL **		1:36:19	78	
4. Bolingbrook	Jesus Hernandez	2	17:47	2
	Nick Bade	14	18:41	13
	Mark Carlson	20	19:27	17
	Jeff Silva	23	19:40	19
	Eric Casey	59	22:37	33
	Dan Feigl	67	25:04	
	Antonio Rosario	71	25:57	
** TEAM TOTAL **		1:38:12	84	
5. Joliet Township	Sam Wietlispach	21	19:30	18
	Rudy Guzman	25	19:49	20
	Jake Harvey	32	20:15	24
	Jeff Lindstrom	36	20:19	26
	Nick Bravo	39	20:28	28
	Alex Campos	42	20:33	
	Marco Gutierrez	43	20:37	
** TEAM TOTAL **		1:40:21	116	

PRE-SEASON SWSC MEET07

AT CHANNAHON PARK

09/11/07

SCORES			
1. Carl Sandburg High School	28	4. Bolingbrook	84
2. Stagg High School	60	5. Joliet Township	116
3. Lockport Township	78		

MEN'S Boys Sophomore

INDIVIDUAL RESULTS

FIN	NAME	TEAM	NUM	RESULTS	PTS
1.	Mike Tortorelli	Carl Sandburg High School	86	17:36.4	1
2.	Jesus Hernandez	Bolingbrook	6	17:47.9	2
3.	Paul Thomas	Lockport Township	272	17:59.0	3
4.	Mike Brower	Carl Sandburg High School	61	18:06.2	4
5.	Chris Sarna	Stagg High School	56	18:09.4	5
6.	Jeff Perino	Carl Sandburg High School	83	18:18.9	6
7.	Matt Szott	Stagg High School	58	18:23.2	7
8.	Chris Koutavas	Carl Sandburg High School	77	18:25.7	8
9.	Sean Keane	Carl Sandburg High School	75	18:26.4	9
10.	Justin McKanna	Carl Sandburg High School	79	18:28.2	P
11.	Ryan Sawyers	Carl Sandburg High School	85	18:36.3	P
12.	Tom Busen	Stagg High School	49	18:37.3	12
13.	Nick DeWolf	Carl Sandburg High School	69	18:38.4	-
	Nick Bade	Bolingbrook	2	18:41.1	13
15.	John Burch	Carl Sandburg High School	62	18:45.5	-
16.	Ben Greer	Stagg High School	50	18:58.1	14
17.	Roy Adcock	Lockport Township	35	19:07.3	15
18.	John Altman	Carl Sandburg High School	60	19:16.5	-
19.	Steve Strunka	Lockport Township	48	19:23.2	16
20.	Mark Carlson	Bolingbrook	3	19:27.1	17
21.	Sam Wietlispach	Joliet Township	33	19:30.5	18
22.	Paul Ocai	Carl Sandburg High School	82	19:32.8	-
23.	Jeff Silva	Bolingbrook	9	19:40.2	19
24.	Alex Kordas	Carl Sandburg High School	76	19:43.2	-
25.	Rudy Guzman	Joliet Township	19	19:49.0	20
26.	Ryan Duffy	Carl Sandburg High School	70	19:49.3	-
27.	Anthony Tyrpin	Carl Sandburg High School	87	19:49.6	-
28.	Tremaine Dantzler	Lockport Township	37	19:51.2	21
29.	John Walsh	Stagg High School	59	19:51.4	22
30.	Paul Kozk	Lockport Township	41	19:59.9	23
31.	Jack Flaherty	Carl Sandburg High School	73	20:00.5	-
32.	Jake Harvey	Joliet Township	20	20:15.4	24
33.	Louis DeBella	Carl Sandburg High School	67	20:16.0	-
34.	Ron Evans	Carl Sandburg High School	72	20:18.1	-
35.	Luke Beaumont	Lockport Township	36	20:19.0	P
36.	Jeff Lindstrom	Joliet Township	23	20:19.7	26
37.	Kurt Marks	Carl Sandburg High School	78	20:21.1	-
38.	Chris Rice	Stagg High School	55	20:25.6	P
39.	Nick Bravo	Joliet Township	14	20:28.9	28
40.	Danny DeWolf	Carl Sandburg High School	68	20:32.0	-
41.	Eddie Butkus	Carl Sandburg High School	63	20:32.3	-
42.	Alex Campos	Joliet Township	16	20:33.8	P
	Marco Gutierrez	Joliet Township	18	20:37.1	P
44.	Tom Sears	Joliet Township	30	20:38.6	-
45.	Nick Kilcoyne	Joliet Township	269	20:43.4	-
46.	Kyle Berg	Joliet Township	12	20:44.0	-
47.	William Coble	Joliet Township	17	21:35.8	-
48.	Tim Nance	Stagg High School	54	21:38.3	P
49.	Alex Morales	Stagg High School	53	21:40.9	-

PRE-SEASON SWSC MEET07

AT CHANNAHON PARK

09/11/07

INDIVIDUAL RESULTS

FIN	NAME	TEAM	NUM	RESULTS	PTS
50.	Jordan Ondrus	Carl Sandburg High School	81	22:01.9	-
51.	JL Griffin	Lockport Township	39	22:09.2	P
52.	Jimmy Mossberger	Joliet Township	26	22:11.4	-
53.	Matt Butzen	Carl Sandburg High School	64	22:13.0	-
54.	Bill Coglianese	Carl Sandburg High School	65	22:21.3	-
55.	Jon Loughran	Lockport Township	44	22:21.6	-
56.	Sean Miller	Joliet Township	25	22:28.6	-
57.	Jake Vittori	Carl Sandburg High School	88	22:29.1	-
58.	Glen Brown	Joliet Township	268	22:35.7	-
59.	Eric Casey	Bolingbrook	4	22:37.1	33
60.	Matt Ivancic	Stagg High School	51	23:09.7	-
61.	David Dieken	Lockport Township	38	23:18.9	-
62.	Francisco Sanantonio	Joliet Township	29	23:24.6	-
63.	Brandon Kern	Joliet Township	22	23:27.7	-
64.	Victor Guerrero	Lockport Township	40	23:29.7	-
65.	Mike Curtis	Carl Sandburg High School	66	23:30.0	-
66.	Michael O'Rourke	Joliet Township	27	23:36.5	-
67.	Dan Feigl	Bolingbrook	5	25:04.3	P
68.	James McClelland	Joliet Township	24	25:07.5	-
69.	Jeremy Maske	Stagg High School	52	25:10.3	-
70.	Andrew Wilson	Joliet Township	34	25:17.2	-
71.	Antonio Rosario	Bolingbrook	8	25:57.1	P
72.	Andrew Wermer	Joliet Township	32	26:20.0	-
73.	Henry Schmidt	Stagg High School	57	26:27.7	-
74.	Cortez Campbell	Joliet Township	15	26:28.3	-
75.	Israel Suarez	Joliet Township	31	26:36.7	-
76.	Tyler Guzinski	Carl Sandburg High School	74	26:40.7	-
77.	Tyler Hicks	Joliet Township	21	27:03.1	-
78.	Jovann Stovall	Bolingbrook	10	27:03.8	-
79.	Shanahan Arrez	Bolingbrook	1	27:12.7	-
80.	Jim Evans	Carl Sandburg High School	71	27:22.5	-
81.	Richaun Holmes	Lockport Township	274	40:42.0	-
82.	Scott McKeever	Bolingbrook	7	NF	-
83.	Jaime Bandy	Joliet Township	11	NF	-
84.	Antonio Bibian	Joliet Township	13	NF	-
85.	Earl Pugh	Joliet Township	28	NF	-
86.	Martin Lesniak	Lockport Township	42	NF	-
87.	Josh Lopez	Lockport Township	43	NF	-
88.	Robby Mitsos	Lockport Township	45	NF	-
89.	Joe Oldendorf	Lockport Township	46	NF	-
90.	Matt Piper	Carl Sandburg High School	84	NF	-

210 253 256 284 290 (291) = 1293
 Kissane, Gustafson, Barker, Doyle, Xenakis, Gilbert

Top of Page

**2007 Notre Dame Invitational
 Boys Frosh-Soph Results.**

1	1 C.J. Elward	Peoria Notre Dame	15:26	5:09
2	2 Matthew Schacht	York	15:38	5:13
3	3 Luke Nally	Lake Park	15:42	5:14
4	4 Nick Sinadinos	Lincoln-Way East	15:49	5:17
5	5 Justin Lee	Springfield High	15:53	5:18
6	6 Nick Casa	Wheaton Warrenville South	15:55	5:19
7	7 Andrew Smith	York	16:03	5:21
8	8 Matthew Mazzoni	Wheaton Warrenville South	16:07	5:23
9	9 Mike Moore	Lyons Township	16:09	5:23
10	10 Andrew Morrison	Lake Zurich	16:10	5:24
11	11 Matt Niendorf	Lincoln-Way North	16:11	5:24
12	12 Garrett Gingras	Glenbard North	16:12	5:24
13	13 James Clay	University High School	16:14	5:25
14	14 Austin Shunk	Rochester	16:15	5:25
15	15 Sean Senf	Maine South	16:15	5:25
16	Sam Zielke	John Hersey	16:16	5:26
17	16 Paul Geimer	Lake Zurich	16:17	5:26
18	17 Will Horvat	Pleasant Valley	16:18	5:26
19	18 Marcedes Yeager	Lanphier	16:18	5:26
20	19 Steve Krauss	Lake Park	16:19	5:27
21	20 Ryan Jergenson	Lake Park	16:19	5:27
22	21 Brian Corcoran	Brother Rice	16:20	5:27
23	22 Jack Driggs	York	16:20	5:27
24	23 Ron Hedman	York	16:20	5:27
25	24 Robert Valentin	Wheaton Warrenville South	16:21	5:27
26	25 Joel Haberkorn	Marist Chicago	16:22	5:28
27	26 Stuart Newstat	Lyons Township	16:24	5:28
28	27 Eunhwan Yoo	Oak Park/River Forest	16:25	5:29
29	28 Ryan Haberkorn	Marist Chicago	16:26	5:29
30	29 Colin Zimmerman	Wheaton Warrenville South	16:27	5:29
31	30 Matt Birkel	Peoria Notre Dame	16:28	5:29
32	31 Mark Holt	Lyons Township	16:28	5:30
33	32 Dan August	Lincoln-Way East	16:29	5:30
34	33 Francisco Soto	Lake Zurich	16:30	5:30
35	34 Connor Prizy	Schaumburg	16:31	5:31
36	35 Collin White	Glenbard South	16:34	5:32
37	36 Robbie Kucera	Lyons Township	16:34	5:32
38	37 John Prillaman	Mahomet-Seymour	16:36	5:32
39	38 Alexander Brown	Oak Park/River Forest	16:37	5:33
40	39 Ryan Cassidy	York	16:38	5:33
41	40 Dillon Wallace	Maine South	16:40	5:34
42	41 Chushpal Sangha	York	16:40	5:34
43	42 Mike Tortorelli	Carl Sandburg	16:40	5:34
44	43 Robert Deptula	Lyons Township	16:41	5:34

45	44 Mytchel Scott-Stirn	Lincoln-Way East	16:42	5:34
46	45 David Eckhart	Maine South	16:42	5:34
47	46 Tom Hedman	York	16:43	5:35
48	47 Grant Gibson	Glenbard South	16:45	5:35
49	Ryan O'Donnell	John Hersey	16:45	5:35
50	48 Trevor Murphy	Lake Park	16:46	5:36
51	49 Chris Woodward	Naperville North	16:47	5:36
52	50 Drew Blaase	St. Joseph-Ogden	16:48	5:36
53	51 Ben Becker	Naperville North	16:48	5:36
54	Brian Havel	John Hersey	16:49	5:37
55	52 Erik Bethke	Palatine	16:49	5:37
56	53 Joe Carabetta	Lake Zurich	16:50	5:37
57	54 Connor Brown	University High School	16:50	5:37
58	55 Sam Telfer	Lyons Township	16:51	5:37
59	Jovon Shaw	Danville	16:52	5:38
60	56 Jordan Pavlovic	Lake Zurich	16:53	5:38
61	57 A.J. Laskowske	Palatine	16:55	5:39
62	58 Kyle Berenschot	Glenbard South	16:57	5:39
63	59 Nic Weaver	Pleasant Valley	16:58	5:40
64	Matt Cleveland	Danville	16:59	5:40
65	60 Ricardo Alanis	Brother Rice	17:00	5:40
66	61 Sean Hosty	Lincoln-Way East	17:01	5:41
67	62 Evan Schommer	Pleasant Valley	17:02	5:41
68	63 John Sokolik	Pleasant Valley	17:02	5:41
69	Zen Irani	Champagin Centennial	17:03	5:41
70	64 Mike Goff	Lanphier	17:03	5:41
71	65 Justin Smith	Palatine	17:06	5:42
72	66 Will Ward	University High School	17:07	5:43
73	67 Tyler Pence	Springfield High	17:07	5:43
74	68 Brian Sund	Palatine	17:07	5:43
75	69 Clayton Kirk	Oak Park/River Forest	17:08	5:43
76	70 Ryan Rutherford	University High School	17:09	5:43
77	71 Tim Fergus	Lake Park	17:09	5:43
78	72 Justin McKanna	Carl Sandburg	17:10	5:44
79	73 Connor Francis	Lyons Township	17:10	5:44
80	74 Sean Keane	Carl Sandburg	17:11	5:44
81	75 Ian Walling	University High School	17:11	5:44
82	76 Tyler Meseke	Pleasant Valley	17:12	5:44
83	77 Cody Doughan	Pleasant Valley	17:12	5:44
84	78 Ryan Thompsen	St. Joseph-Ogden	17:14	5:45
85	79 Sam Fourman	Oak Park/River Forest	17:16	5:46
86	80 John Niendorf	Lincoln-Way North	17:16	5:46
87	81 Gunnar Sterne	West Chicago	17:17	5:46
88	Nathan Wade-Scott	Lane Tech	17:17	5:46
89	82 Reuben Frey	Palatine	17:17	5:46
90	83 Mike Perry	Schaumburg	17:18	5:46
91	84 Adam Newman	Naperville North	17:18	5:46
92	85 Jeffrey Perino	Carl Sandburg	17:18	5:46
93	Hayden Ringer	Normal West	17:20	5:47
94	86 Tirth Patel	Palatine	17:22	5:48
95	87 Ari Rothschild	Highland Park	17:22	5:48
96	Ryan Root	Champagin Centennial	17:22	5:48
97	88 Kevin Miller	Lake Park	17:23	5:48
98	89 Mike Grobner	Palatine	17:24	5:48
99	90 Michael Ralph	Springfield Sacred Heart	17:25	5:49
100	Sean McCauley	Palatine	17:25	5:49
101	Duane Licktieg	Morton	17:25	5:49
102	91 Brian Cody	Brother Rice	17:26	5:49

103	Lucas Roehrborn	Palatine	17:26	5:49
104	92 Michael Upperman	Springfield High	17:27	5:49
105	93 Julius Medez	Lincoln-Way North	17:27	5:49
106	94 Derrik Pietrobon	West Chicago	17:28	5:50
107	95 Tim Layer	Lake Park	17:29	5:50
108	96 Eric Currier	Brother Rice	17:32	5:51
109	97 Joe Cotton	Bartlett	17:32	5:51
110	98 Payton Campbell	Normal Community	17:32	5:51
111	Pat Dimpsey	Lake Park	17:33	5:51
112	99 Cody Schlat	Naperville North	17:33	5:51
113	100 Steve Drent	Nazareth Academy	17:34	5:52
114	101 Ethan Graham	Liberty	17:34	5:52
115	102 Nick Maher	Plainfield South	17:35	5:52
116	103 Eric Delvo	Springfield Sacred Heart	17:35	5:52
117	104 John Burch	Carl Sandburg	17:35	5:52
118	105 Drew Salzman	Marist Chicago	17:36	5:52
119	106 Ethan Jacobsen	Normal Community	17:36	5:52
120	107 Nick Keenan	Maine South	17:38	5:53
121	108 Chris Koutavas	Carl Sandburg	17:39	5:53
122	Victor Sokolovski	Lyons Township	17:39	5:53
123	Eddie Farrell	Lyons Township	17:39	5:53
124	109 Jimmy Conboy	Lincoln-Way East	17:40	5:54
125	110 Mike Howard	Glenbard South	17:41	5:54
126	111 Dave McGrath	Glenbard South	17:41	5:54
127	Chris Pilipiszyn	Lyons Township	17:42	5:54
128	112 Ryan Sawyers	Carl Sandburg	17:42	5:54
129	113 Joe Pavilonis	Lincoln-Way East	17:42	5:54
130	Adam Wiebenga	Normal West	17:43	5:55
131	114 Eric Hernandez	West Chicago	17:43	5:55
132	115 Jimmy Nehls	Downers Grove North	17:43	5:55
133	Andrew Allabastro	Lyons Township	17:44	5:55
134	Nick Dewolf	Carl Sandburg	17:46	5:56
135	Dan Kresheck	Oregon	17:46	5:56
136	Roman Endrizzi	Normal West	17:47	5:56
137	116 Sean Orlando	Springfield Sacred Heart	17:47	5:56
138	117 John Satkas	Lincoln-Way North	17:48	5:56
139	118 Grant Crist	Downers Grove North	17:49	5:57
140	119 Sean Raddatz	Marist Chicago	17:49	5:57
141	120 Christian Adams	Wheaton Warrenville South	17:50	5:57
142	121 Matthew Mc Andrews	Wheaton Warrenville South	17:50	5:57
143	122 Kevin Morrisroe	Maine South	17:50	5:57
144	123 Mike Russo	West Chicago	17:51	5:57
145	124 Pat Wedolowski	Bartlett	17:52	5:58
146	125 Alex Cortes	East Peoria	17:54	5:58
147	126 Andy Folchi-Vici	Peoria Notre Dame	17:54	5:58
148	127 Mitch Ryan	Lincoln-Way North	17:55	5:59
149	128 Aaron Fuster	Wheaton Warrenville South	17:55	5:59
150	Jonathon Gordon	Stanford Olympia	17:56	5:59
151	129 Peter Jaros	Brother Rice	17:56	5:59
152	130 Cameron Stuva	Springfield High	17:56	5:59
153	131 Mark Malatt	Marist Chicago	17:56	5:59
154	Marc Ostrowski	Lake Park	17:57	5:59
155	132 Tyler Gill	Springfield High	17:57	5:59
156	Matt Baumgartner	Palatine	17:58	6:00
157	133 Emilio Pasqua	Plainfield South	17:59	6:00
158	Mike Abram	Palatine	17:59	6:00
159	134 Brad Mueller	Normal Community	18:00	6:00
160	135 Wade Schemmer	Plainfield South	18:00	6:00

161	136	Kevin Toussaint	Marist Chicago	18:00	6:00
162	137	Conner Needham	Peoria Notre Dame	18:01	6:01
163		Joey Randich	Oregon	18:01	6:01
164		Anooj Avashia	Champagin Centennial	18:02	6:01
165	138	Alec Gonzalez	East Peoria	18:02	6:01
166	139	Alex Erspamer	Bartlett	18:02	6:01
167	140	Tony Piecuch	Lake Zurich	18:03	6:01
168	141	Andrew Cordoza	Schaumburg	18:03	6:01
169	142	Shawn Picha	Lake Zurich	18:03	6:01
170	143	Kevin Diverde	Washington	18:04	6:02
171		Jacob McPherson	Palatine	18:04	6:02
172	144	Tyler Samp	Normal Community	18:05	6:02
173		Jeremy Mitchell	Wheaton Academy	18:05	6:02
174	145	Alex Fleming	Naperville North	18:05	6:02
175		Landon Getz	Mt. Zion	18:07	6:03
176	146	James Rick	Waterloo	18:08	6:03
177	147	Nathan Richards	Glenbard North	18:09	6:03
178		Patrick Mohan	Lyons Township	18:10	6:04
179		Ryan Baartmans	Lake Zurich	18:10	6:04
180	148	Ben Misselhorn	Washington	18:10	6:04
181	149	Chris Ryan	Springfield Sacred Heart	18:11	6:04
182		Mack Murphy	Palatine	18:11	6:04
183		Ryan Wojdyla	Palatine	18:12	6:04
184	150	Jake Schmitz	Plainfield South	18:12	6:04
185	151	Alex Charter	Mahomet-Seymour	18:13	6:05
186		Sam Kwak	Palatine	18:15	6:05
187	152	Paul Fortin	Peoria Notre Dame	18:15	6:05
188	153	Drew Thomas	East Peoria	18:16	6:06
189	154	Ryan Crowley	Pontiac Township	18:18	6:06
190		Tj McCabe	Lyons Township	18:18	6:06
191	155	Nick Leisen	Naperville North	18:19	6:07
192	156	Tor Peterson	Pleasant Valley	18:20	6:07
193	157	Zach Lahood	Peoria Notre Dame	18:21	6:07
194	158	Joe Williams	Naperville North	18:21	6:07
195	159	Alex Gleason	Lincoln-Way East	18:21	6:07
196	160	Will Van Eijk	Glenbard South	18:22	6:08
197	161	Zach Kniery	Lanphier	18:22	6:08
198	162	Stephen Husk	University High School	18:23	6:08
199	163	Shamon Jackson	East St. Louis	18:24	6:08
200		David Ourada	Wheaton Warrenville South	18:24	6:08
201		John Altman	Carl Sandburg	18:25	6:09
202		Zach Gates	Palatine	18:25	6:09
203		Alex Wang	Naperville North	18:26	6:09
204	164	Daniel Wank	Oak Park/River Forest	18:26	6:09
205	165	Mike Birkel	Peoria Notre Dame	18:27	6:09
206	166	Cullen Mooney	Oak Park/River Forest	18:27	6:09
207	167	Tom Tinirella	Brother Rice	18:28	6:10
208		Andrew Zalazinski	Morton	18:29	6:10
209	168	Alex Schlehuber	Normal Community	18:29	6:10
210		William Allen	Palatine	18:30	6:10
211		Tim Pollard	Lyons Township	18:30	6:10
212		Jack Windmoeller	Lyons Township	18:32	6:11
213		Greg Bielak	Lake Zurich	18:33	6:11
214		Ben Lewis	Naperville North	18:33	6:11
215	169	Zach Rausch	Mahomet-Seymour	18:35	6:12
216		Tom Hanley	Peoria Notre Dame	18:35	6:12
217		Michael Sinn	Stanford Olympia	18:35	6:12
218		Sean Dunahugh	Pleasant Valley	18:36	6:12

219	Josh Andringa	Pleasant Valley	18:36	6:12
220	170 Ricardo Rodriguez	Plainfield South	18:37	6:13
221	171 Jake Harvey	Joliet Township	18:37	6:13
222	172 Joey Showtis	Springfield Sacred Heart	18:38	6:13
223	173 Courtney McMath	East St. Louis	18:38	6:13
224	174 Nick Bravo	Joliet Township	18:38	6:13
225	175 Eli Seidman	Springfield High	18:39	6:13
226	Glenn Covey	Lyons Township	18:39	6:13
227	176 Andrew Lynch	Marist Chicago	18:40	6:14
228	Erik Kuerschner	Palatine	18:40	6:14
229	Connor Ryan	Marist Chicago	18:40	6:14
230	Tom Podczerwinsk	Naperville North	18:40	6:14
231	177 Josh Chacon	Glenbard North	18:41	6:14
232	178 Jordan Atkins	Highland Park	18:41	6:14
233	Kieran Meyer	Wheaton Warrenville South	18:41	6:14
234	Andrew Healey	Pleasant Valley	18:42	6:14
235	179 Alex Bolin	Maine South	18:42	6:14
236	Damon Kershner	Carrollton	18:42	6:14
237	Avery Engle	Pleasant Valley	18:43	6:15
238	Alex Kordas	Carl Sandburg	18:43	6:15
239	Mike Drassler	Peoria Notre Dame	18:46	6:16
240	180 Ben Ruffalo	Downers Grove North	18:46	6:16
241	Anthony Lamantia	Wheaton Academy	18:47	6:16
242	181 Jeff Lindstrom	Joliet Township	18:47	6:16
243	Anthony Tyrpin	Carl Sandburg	18:47	6:16
244	182 Alex Dunker	Waterloo	18:48	6:16
245	183 Alan Balzer	Liberty	18:50	6:17
246	Safwan Elkhatib	Pleasant Valley	18:50	6:17
247	184 Nick Ludwig	Joliet Catholic Academy	18:50	6:17
248	185 Austin Williams	Glenbard South	18:51	6:17
249	Paul Oscai	Carl Sandburg	18:52	6:18
250	186 Joel Strubhar	Washington	18:52	6:18
251	187 Brandon Eaker	East Peoria	18:53	6:18
252	Alex Ryan	Lake Zurich	18:53	6:18
253	Ryan Duffy	Carl Sandburg	18:53	6:18
254	188 Brant Watson	East Peoria	18:53	6:18
255	189 Kris Swank	Washington	18:54	6:18
256	Josh Goralski	Naperville North	18:54	6:18
257	190 Alex Hargus	St. Joseph-Ogden	18:55	6:19
258	Ben Johanson	Stanford Olympia	18:55	6:19
259	191 Harold Osborn	Springfield Sacred Heart	18:59	6:20
260	192 Steve Seposs	Lincoln-Way North	18:59	6:20
261	193 Mike Moore	Maine South	19:00	6:20
262	Michael Hallstein	Stanford Olympia	19:00	6:20
263	Aaron Stott	Porta	19:01	6:21
264	194 Austin Chalkey	Joliet Catholic Academy	19:02	6:21
265	195 Ryan Kohs	Nazareth Academy	19:05	6:22
266	196 Lance Jessurun	University High School	19:05	6:22
267	Max Shumate	Pleasant Valley	19:06	6:22
268	Mark Long	Palatine	19:06	6:22
269	197 Cody Margetis	East Peoria	19:07	6:23
270	Jimmy Roth-Roffy	Pleasant Valley	19:07	6:23
271	198 Aaron Hanson	Normal Community	19:07	6:23
272	199 Cade Boland	Glenbard North	19:08	6:23
273	200 Caleb Johnson	Mahomet-Seymour	19:09	6:23
274	201 Michael Nickrent	Normal Community	19:09	6:23
275	Matt Piper	Carl Sandburg	19:10	6:24
276	Dominick Leali	Peoria Notre Dame	19:11	6:24

277	202	John Rivera	West Chicago	19:11	6:24
278	203	Dylan Stout	Pontiac Township	19:12	6:24
279		Cody Gudenrath	University High School	19:12	6:24
280	204	Brandon Hatler	Glenbard North	19:13	6:25
281	205	Aaron Weeks	East Peoria	19:13	6:25
282		Jack Flaherty	Carl Sandburg	19:14	6:25
283	206	Matt Slater	Washington	19:16	6:26
284		Sean McGovern	Marist Chicago	19:16	6:26
285		Ben Taylor	Mt. Zion	19:17	6:26
286		Mike Dugan	Marist Chicago	19:18	6:26
287		Kevin Mehalek	Marist Chicago	19:18	6:26
288		Eddie Butkus	Carl Sandburg	19:19	6:27
289		Blake Wyderski	Marist Chicago	19:19	6:27
290		Justin Tan	Naperville North	19:20	6:27
291	207	Marco Gutierrez	Joliet Township	19:20	6:27
292	208	Ross Nikides	Glenbard North	19:21	6:27
293		Austin Kiesewetter	Normal Community	19:21	6:27
294	209	Joe Kurzer	Bartlett	19:22	6:28
295		Rob Evans	Carl Sandburg	19:23	6:28
296	210	Jon Hootman	Glenbard North	19:26	6:29
297	211	Mark Gelber	Highland Park	19:27	6:29
298		Alvaro Colin	Palatine	19:27	6:29
299	212	William Coble	Joliet Township	19:28	6:30
300	213	Dillon Wiewel	Liberty	19:29	6:30
301	214	Eric Barry	Liberty	19:29	6:30
302		Mark Grisamore	Wheaton Warrenville South	19:30	6:30
303		Eric Gowlovech	Maine South	19:30	6:30
304	215	Quinn McAleer	Highland Park	19:30	6:30
305	216	Joe Parenti	Nazareth Academy	19:31	6:31
306		Mike Taylor	Maine South	19:31	6:31
307		Kyle McCall	Palatine	19:31	6:31
308	217	Alex Campos	Joliet Township	19:32	6:31
309		Louis Debella	Carl Sandburg	19:33	6:31
310		Danny Le	Glenbard North	19:33	6:31
311	218	Tom Sears	Joliet Township	19:33	6:31
312		Kurt Marks	Carl Sandburg	19:35	6:32
313	219	Fidel Huerta	West Chicago	19:37	6:33
314	220	Jake Long	Pontiac Township	19:37	6:33
315		David Weathers	Lake Zurich	19:38	6:33
316	221	Mark Martinez	Brother Rice	19:38	6:33
317	222	Max Houdek	Nazareth Academy	19:38	6:33
318		Keenan McLaughlin	Pleasant Valley	19:39	6:33
319	223	Jack Stapleton	Oak Park/River Forest	19:39	6:33
320	224	Kyle Brewer	Schaumburg	19:40	6:34
321	225	Joe Nusbaum	Mahomet-Seymour	19:41	6:34
322		Jacob Alberti	Palatine	19:43	6:35
323		Joseph Tedeschi	Wheaton Warrenville South	19:44	6:35
324		Kelen Snowden	Palatine	19:44	6:35
325		Andrew Hartman	Pleasant Valley	19:45	6:35
326		Kyle Berg	Joliet Township	19:45	6:35
327		Kevin Clark	Elmwood Park	19:47	6:36
328		Nathaniel Bass	University High School	19:50	6:37
329		Zach Benzo	Palatine	19:51	6:37
330	226	Zach Ahrends	Pontiac Township	19:51	6:37
331		Kenny Kells	Maine South	19:51	6:37
332		Scott Harbeck	Lake Zurich	19:51	6:37
333	227	Alex Williams	Mahomet-Seymour	19:53	6:38
334		Leo Martinez	Marist Chicago	19:53	6:38

335	Brian Polston	Maine South	19:54	6:38
336	228 Isris Balase	Schaumburg	19:54	6:38
337	229 Chase Gregory	Pontiac Township	19:55	6:39
338	230 Matt Suits	Schaumburg	19:55	6:39
339	Andrew Abtahi	Maine South	19:56	6:39
340	231 Immanuel Rinkema	Schaumburg	19:57	6:39
341	Evan McCelland	Decatur MacArthur	19:58	6:40
342	Mike Brink	Oregon	19:59	6:40
343	Jordan Andras	Carl Sandburg	20:02	6:41
344	Paul Brewer	Schaumburg	20:03	6:41
345	Jake Vittori	Carl Sandburg	20:04	6:42
346	232 Jorge Hernandez	West Chicago	20:06	6:42
347	Sebastian Vonzerneck	Peoria Notre Dame	20:07	6:43
348	Cameron Riley	Normal Community	20:09	6:43
349	Matt Butzen	Carl Sandburg	20:09	6:43
350	233 Matt Merriss	Quincy	20:10	6:44
351	Austin Penningroth	Pleasant Valley	20:11	6:44
352	Andrew Boen	Peoria Notre Dame	20:11	6:44
353	234 Dale Donoho	Mahomet-Seymour	20:12	6:44
354	Anthony Feliciano	Wheaton Warrenville South	20:13	6:45
355	235 Pat Owens	Nazareth Academy	20:14	6:45
356	236 Brendan Cavanagh	Springfield Sacred Heart	20:15	6:45
357	Adam Sirvinskis	Maine South	20:16	6:46
358	237 Jordan Newman	Highland Park	20:17	6:46
359	John Thornton	Normal West	20:17	6:46
360	238 Joey Becker	Highland Park	20:17	6:46
361	Logan Seevers	Mt. Zion	20:18	6:46
362	239 Darion Frazier	East St. Louis	20:21	6:47
363	240 Brandon Romans	Quincy	20:21	6:47
364	241 Matthew Sarver	Downers Grove North	20:23	6:48
365	Hank Sangerman	Peoria Notre Dame	20:23	6:48
366	John Pasowicz	Palatine	20:23	6:48
367	Mike Todden	Normal Community	20:24	6:48
368	Tim Brown	East Peoria	20:25	6:49
369	Ryan Willett	Normal Community	20:26	6:49
370	Eddie Kovach	Palatine	20:26	6:49
371	242 Andrew Manalo	St. Joseph-Ogden	20:27	6:49
372	243 Adam Olson	Lanphier	20:28	6:50
373	244 Will Chuckerman	Highland Park	20:28	6:50
374	245 Kane Metz	Plainfield South	20:29	6:50
375	Joel Gorman	Peoria Notre Dame	20:30	6:50
376	246 Cody Tracey	Plainfield South	20:31	6:51
377	247 Matt Duff	Nazareth Academy	20:32	6:51
378	248 Thomas Mack-crane	Downers Grove North	20:32	6:51
379	249 Wade Murfin	Liberty	20:33	6:51
380	Zach Edsey	Maine South	20:35	6:52
381	250 Miles Dobes	Nazareth Academy	20:36	6:52
382	Brandon Rosales	Marist Chicago	20:36	6:52
383	Lucas MacKey	West Chicago	20:37	6:53
384	Xavier Wegenknecht	Pleasant Valley	20:38	6:53
385	251 Scott Williams	Waterloo	20:39	6:53
386	Bill Coglianesse	Carl Sandburg	20:44	6:55
387	Eric Roth	Danville	20:46	6:56
388	Luke Kresheck	Oregon	20:46	6:56
389	Neil Duffey	Wheaton Warrenville South	20:46	6:56
390	Michael Luse	Wheaton Warrenville South	20:48	6:56
391	Ian Cummings	Peoria Notre Dame	20:48	6:56
392	252 Reuben Brownlee	East St. Louis	20:49	6:57

393	Chase Gaumond	Normal Community	20:51	6:57
394	Erik Thorsen	Maine South	20:52	6:58
395	Josh Burns	Normal Community	20:52	6:58
396	Curt Cudnowski	Maine South	20:53	6:58
397	Luke Rossi	Maine South	20:53	6:58
398	Zach McNeil	West Chicago	20:54	6:58
399	253 Alexander Harrison	Washington	20:57	6:59
400	254 Alfred Brown	East St. Louis	20:57	6:59
401	Harrison Wright	Peoria Notre Dame	20:58	7:00
402	Dan Mazza	Maine South	20:58	7:00
403	Ashish Patel	Danville	20:59	7:00
404	255 Jordan Collins	Springfield High	21:00	7:00
405	Sean Hehir	Marist Chicago	21:00	7:00
406	Steve Diliberto	Marist Chicago	21:01	7:01
407	Ryan Hailey	Normal Community	21:01	7:01
408	256 John McDermott	Washington	21:03	7:01
409	257 Adam Dees	Rochester	21:04	7:02
410	Caleb Bonner	Normal Community	21:04	7:02
411	Logan Glancy	Normal Community	21:06	7:02
412	Anthony Behrends	Normal Community	21:09	7:03
413	Chis Eusebio	Maine South	21:12	7:04
414	Andrew McGraw	Washington	21:14	7:05
415	258 Jeff Cole	Joliet Catholic Academy	21:14	7:05
416	Jason Brooks	University High School	21:15	7:05
417	259 Chris Andrae	Joliet Catholic Academy	21:15	7:05
418	Matt Wheat	Pleasant Valley	21:16	7:06
419	260 Eric Bonacorsi	Rochester	21:17	7:06
420	Juan Navarrete	Glenbard North	21:19	7:07
421	Brandon Ng	Maine South	21:20	7:07
422	Nathan Kuhn	Pleasant Valley	21:21	7:07
423	Vivek Gulati	University High School	21:22	7:07
424	Jonathan Hill	University High School	21:23	7:08
425	Joe Taddeo	Maine South	21:23	7:08
426	261 Josiah Aberli	Quincy	21:24	7:08
427	Nate Staub	Pleasant Valley	21:26	7:09
428	Kevin Obrzut	Maine South	21:26	7:09
429	262 Tyler Jones	Joliet Catholic Academy	21:27	7:09
430	263 Ryan Carroll	Rochester	21:27	7:09
431	264 Darius Simpson	East St. Louis	21:28	7:10
432	Jonathon Miskulin	Normal Community	21:29	7:10
433	Colin Steiger	Lake Zurich	21:30	7:10
434	Dylan McDonald	University High School	21:31	7:11
435	Sam Ernst	Nazareth Academy	21:31	7:11
436	265 Alex Brown	Waterloo	21:32	7:11
437	266 Nathan Obert	Liberty	21:32	7:11
438	267 Adam Warpinski	Joliet Catholic Academy	21:34	7:12
439	Jake Carlson, Jake	Maine South	21:35	7:12
440	Victor Lackajs	Maine South	21:37	7:13
441	Matt Everly	Normal Community	21:40	7:14
442	Tom Kolligriu	Maine South	21:40	7:14
443	268 Nick Pasieka	Joliet Catholic Academy	21:42	7:14
444	Shawn Rizvi	Glenbard North	21:43	7:15
445	Sergio Navarrete	Glenbard North	21:44	7:15
446	Stephen Brown	Lake Zurich	21:45	7:15
447	Shawn Burnes	Limestone	21:49	7:17
448	Tray Kipp	Mahomet-Seymour	21:51	7:17
449	269 Cory Bonacorsi	Rochester	21:52	7:18
450	270 Christian Zwick	Quincy	21:53	7:18

451	271	Lucas Riddle	Lanphier	21:53	7:18
452	272	Greg Stahlman	Quincy	21:53	7:18
453		Brad Mills	Highland Park	21:57	7:19
454	273	Austin Crawford	Bartlett	22:00	7:20
455		Mike Mangian	Maine South	22:05	7:22
456		Matt Moersch	Maine South	22:07	7:23
457		Jonathon Vanderlaan	Normal Community	22:12	7:24
458	274	Shavon Brownlee	East St. Louis	22:13	7:25
459		Quinten Lorinczi	Schaumburg	22:13	7:25
460		Mike Gabriel	Lake Zurich	22:15	7:25
461		Santiago Cisneros	Wheaton Warrenville South	22:15	7:25
462		Andy Poncer	Marist Chicago	22:16	7:26
463	275	Tighe O'Connor	Quincy	22:17	7:26
464		Jeremy Carlson	Wheaton Warrenville South	22:19	7:27
465		Bobby Niska	Wheaton Warrenville South	22:20	7:27
466		Jake Bogdanowicz	Palatine	22:21	7:27
467		Sean Yunker	Maine South	22:23	7:28
468		Kyle Hunter	West Chicago	22:35	7:32
469		Mitch Lahood	Peoria Notre Dame	22:38	7:33
470		Chris Griffiths	Marist Chicago	22:42	7:34
471	276	Nathan Johnson	St. Joseph-Ogden	22:43	7:35
472		Andrew Allan	Champagin Centennial	22:45	7:35
473	277	Jonas Fohrbeck	Waterloo	22:45	7:35
474		Lou Dolphin	Maine South	22:47	7:36
475		Brandon Yagihashi	Maine South	22:47	7:36
476		Dan Carroll	Marist Chicago	22:49	7:37
477		Jimmy Armstrong	Maine South	23:00	7:40
478	278	Alex Wilgenbusch	Bartlett	23:01	7:41
479		Pat Ruane	Maine South	23:01	7:41
480		Dan Murray	Joliet Catholic Academy	23:01	7:41
481		Domnic Guida	Maine South	23:03	7:41
482		Michael Gray	Peoria Notre Dame	23:08	7:43
483		Luke Jackson	Mt. Zion	23:09	7:43
484		Nathan Amodio	Wheaton Warrenville South	23:11	7:44
485		Brian Kubilius	Wheaton Warrenville South	23:14	7:45
486	279	Tom Vanhook	Rochester	23:16	7:46
487	280	Matt Conness	Downers Grove North	23:17	7:46
488		Jonas Bergman	Pleasant Valley	23:25	7:49
489	281	Luke Bicklein	Waterloo	23:26	7:49
490	282	Eric Weil	Downers Grove North	23:30	7:50
491		Emmanuel Arenas	Maine South	23:39	7:53
492		Steven Trueblood	Washington	23:40	7:54
493		Matt Uchwat	Maine South	23:45	7:55
494	283	Max Klassen	Rochester	24:02	8:01
495		Tyler Guzinski	Carl Sandburg	24:11	8:04
496		Danny Snodgrass	Peoria Notre Dame	24:14	8:05
497		Andrew Senger	Springfield Southeast	24:16	8:06
498		Jim Evans	Carl Sandburg	24:21	8:07
499	284	Eric Groeteke	Lanphier	24:51	8:17
500		Kohsuke Yoshimune	Schaumburg	25:01	8:21
501	285	Skyler Shinn	Waterloo	25:13	8:25
502	286	Evan Rich	Pontiac Township	25:13	8:25
503		Shivam Sharma	Glenbard North	25:32	8:31
504		John Tockey	Washington	25:46	8:36
505		Max Oddo	Downers Grove North	25:52	8:38
506	287	John Clark	Liberty	25:52	8:38

□

Top of Page

2007 Notre Dame Invitational Boys Frosh-Soph Team Results.

1. York
2 7 22 23 39 (41) (46) = 93
Schacht, Smith, Driggs, Hedman, Cassidy, Sangha, Hedman
2. Lyons Township
9 26 31 36 43 (55) (73) = 145
Moore, Newstat, Holt, Kucera, Deptula, Telfer, Francis
3. Lake Park
3 19 20 48 71 (88) (95) = 161
Nally, Krauss, Jergenson, Murphy, Fergus, Miller, Layer
4. Lake Zurich
10 16 33 53 56 (140) (142) = 168
Morrison, Geimer, Soto, Carabetta, Pavlovic, Piecuch, Picha
5. Wheaton Warrenville South
6 8 24 29 120 (121) (128) = 187
Casa, Mazzoni, Valentin, Zimmerman, Adams, Mc Andrews, Fuster
6. Lincoln-Way East
4 32 44 61 109 (113) (159) = 250
Sinadinos, August, Scott-Stirn, Hosty, Conboy, Pavilionis, Gleason
7. Pleasant Valley
17 59 62 63 76 (77) (156) = 277
Horvat, Weaver, Schommer, Sokolik, Meseke, Doughan, Peterson
8. University High School
13 54 66 70 75 (162) (196) = 278
Clay, Brown, Ward, Rutherford, Walling, Husk, Jessurun
9. Palatine
52 57 65 68 82 (86) (89) = 324
Bethke, Laskowske, Smith, Sund, Frey, Patel, Grobner
10. Maine South
15 40 45 107 122 (179) (193) = 329
Senf, Wallace, Eckhart, Keenan, Morrisroe, Bolin, Moore
11. Glenbard South
35 47 58 110 111 (160) (185) = 361
White, Gibson, Berenschot, Howard, McGrath, Van Eijk, Williams
12. Carl Sandburg
42 72 74 85 104 (108) (112) = 377
Tortorelli, McKanna, Keane, Perino, Burch, Koutavas, Sawyers
13. Oak Park/River Forest
27 38 69 79 164 (166) (223) = 377
Yoo, Brown, Kirk, Fourman, Wank, Mooney, Stapleton
14. Brother Rice
21 60 91 96 129 (167) (221) = 397
Corcoran, Alanis, Cody, Currier, Jaros, Tinirella, Martinez
15. Marist Chicago
25 28 105 119 131 (136) (176) = 408
Haberkorn, Haberkorn, Salzman, Raddatz, Malatt, Toussaint, Lynch
16. Springfield High
5 67 92 130 132 (175) (255) = 426

- Lee, Pence, Upperman, Stuva, Gill, Seidman, Collins
17. Naperville North
49 51 84 99 145 (155)(158) = 428
Woodward, Becker, Newman, Schlat, Fleming, Leisen, Williams
18. Lincoln-Way North
11 80 93 117 127 (192) = 428
Niendorf, Niendorf, Medez, Satkas, Ryan, Seposs
19. Peoria Notre Dame
1 30 126 137 152 (157)(165) = 446
Elward, Birkel, Folchi-Vici, Needham, Fortin, Lahood, Birkel
20. West Chicago
81 94 114 123 202 (219)(232) = 614
Sterne, Pietrobon, Hernandez, Russo, Rivera, Huerta, Hernandez
21. Springfield Sacred Heart
90 103 116 149 172 (191)(236) = 630
Ralph, Delvo, Orlando, Ryan, Showtis, Osborn, Cavanagh
22. Normal Community
98 106 134 144 168 (198)(201) = 650
Campbell, Jacobsen, Mueller, Samp, Schlehuger, Hanson, Nickrent
23. Plainfield South
102 133 135 150 170 (245)(246) = 690
Maher, Pasqua, Schemmer, Schmitz, Rodriguez, Metz, Tracey
24. Schaumburg
34 83 141 224 228 (230)(231) = 710
Prizy, Perry, Cordoza, Brewer, Balase, Suits, Rinkema
25. Glenbard North
12 147 177 199 204 (208)(210) = 739
Gingras, Richards, Chacon, Boland, Hatler, Nikides, Hootman
26. Lanphier
18 64 161 243 271 (284) = 757
Yeager, Goff, Kniery, Olson, Riddle, Groeteke
27. Mahomet-Seymour
37 151 169 200 225 (227)(234) = 782
Prillaman, Charter, Rausch, Johnson, Nusbaum, Williams, Donoho
28. East Peoria
125 138 153 187 188 (197)(205) = 791
Cortes, Gonzalez, Thomas, Eaker, Watson, Margetis, Weeks
29. St. Joseph-Ogden
50 78 190 242 276 = 836
Blaase, Thompsen, Hargus, Manalo, Johnson
30. Bartlett
97 124 139 209 273 (278) = 842
Cotton, Wedolowski, Erspamer, Kurzer, Crawford, Wilgenbusch
31. Washington
143 148 186 189 206 (253)(256) = 872
Diverde, Misselhorn, Strubhar, Swank, Slater, Harrison, McDermott
32. Downers Grove North
115 118 180 241 248 (280)(282) = 902
Nehls, Crist, Ruffalo, Sarver, Mack-crane, Conness, Weil
33. Highland Park
87 178 211 215 237 (238)(244) = 928
Rothschild, Atkins, Gelber, McAleer, Newman, Becker, Chuckerman
34. Joliet Township
171 174 181 207 212 (217)(218) = 945
Harvey, Bravo, Lindstrom, Gutierrez, Coble, Campos, Sears
35. Liberty
101 183 213 214 249 (266)(287) = 960

- Graham, Balzer, Wiewel, Barry, Murfin, Obert, Clark
36. Nazareth Academy
100 195 216 222 235 (247)(250) = 968
Drent, Kohs, Parenti, Houdek, Owens, Duff, Dobes
37. Pontiac Township
154 203 220 226 229 (286) = 1032
Crowley, Stout, Long, Ahrends, Gregory, Rich
38. Rochester
14 257 260 263 269 (279)(283) = 1063
Shunk, Dees, Bonacorsi, Carroll, Bonacorsi, Vanhook, Klassen
39. East St. Louis
163 173 239 252 254 (264)(274) = 1081
Jackson, McMath, Frazier, Brownlee, Brown, Simpson, Brownlee
40. Waterloo
146 182 251 265 277 (281)(285) = 1121
Rick, Dunker, Williams, Brown, Fohrbeck, Bicklein, Shinn
41. Joliet Catholic Academy
184 194 258 259 262 (267)(268) = 1157
Ludwig, Chalkey, Cole, Andrae, Jones, Warpinski, Pasieka
42. Quincy
233 240 261 270 272 (275) = 1276
Merriss, Romans, Aberli, Zwick, Stahlman, O'Connor

Top of Page

2007 Notre Dame Invitational Boys Junior Varsity Results.

1	1 Tim O'Hare	Maine South	15:50	5:17
2	2 Colin Morlock	Palatine	16:07	5:22
3	3 Luke Kierys	Palatine	16:14	5:25
4	4 Seth Wind	Lyons Township	16:15	5:25
5	5 Juan Perez	Palatine	16:17	5:26
6	6 Adam Bethke	Palatine	16:19	5:27
7	7 Carson Hiser	Decatur Eisenhower	16:20	5:27
8	8 Matt Baran	Palatine	16:23	5:28
9	9 Vlad Novikov	Palatine	16:24	5:28
10	10 Jacob Barker	Pleasant Valley	16:27	5:29
11	11 Jake White	Carl Sandburg	16:28	5:30
12	12 David Li	Naperville North	16:29	5:30
13	13 Leo Gonzalez	Lyons Township	16:30	5:30
14	14 Robert Turnholt	Downers Grove North	16:31	5:31
15	15 Tyler Cipriano	Wheaton Warrenville South	16:32	5:31
16	16 Andrew McCurry	Maine South	16:32	5:31
17	17 Andrew Becker	Downers Grove North	16:34	5:32
18	18 Andy Boyd	Lyons Township	16:34	5:32
19	19 Lewis Conley	Palatine	16:35	5:32
20	20 Erich Hartfelder	Maine South	16:35	5:32
21	Brian Petersen	Stanford Olympia	16:36	5:32
22	21 Kevin Seske	Maine South	16:38	5:33
23	Jason Beach	Stanford Olympia	16:39	5:33
24	22 Kyle Stimpson	Lyons Township	16:40	5:34

25	23 Bryan Arturo	Naperville North	16:40	5:34
26	24 Derek Box	Naperville North	16:42	5:34
27	25 Josiah Husk	University High School	16:43	5:35
28	Justin Olson	Palatine	16:44	5:35
29	Eric Blyth	Palatine	16:45	5:35
30	26 Paul Smith	Lyons Township	16:46	5:36
31	27 Daniel Smith	Downers Grove North	16:47	5:36
32	28 Jeffrey Afryl	Downers Grove North	16:49	5:37
33	29 Michael Murphy	Wheaton Warrenville South	16:50	5:37
34	30 Remington Berg	Carl Sandburg	16:52	5:38
35	31 Paul Ceruti	Naperville North	16:52	5:38
36	32 Andrew Montague	Downers Grove North	16:56	5:39
37	33 Alex Phan	Pleasant Valley	16:56	5:39
38	34 Mike Lopez	Lyons Township	16:57	5:39
39	35 Mitch Penninger	Downers Grove North	16:58	5:40
40	36 Anthony Spatafora	Lyons Township	16:58	5:40
41	37 Billy Henry	Downers Grove North	16:59	5:40
42	38 Alex Bullard	Decatur Eisenhower	16:59	5:40
43	39 Tyler Hill	Glenbard North	17:01	5:41
44	Sean McBride	Downers Grove North	17:02	5:41
45	Zachary Dawes	Downers Grove North	17:02	5:41
46	40 Colin Baer	Maine South	17:03	5:41
47	Doug Meier	John Hersey	17:03	5:41
48	41 Josh Trueblood	Pleasant Valley	17:04	5:42
49	42 Chris Gomez	Schaumburg	17:05	5:42
50	43 Greg Patricoski	Wheaton Warrenville South	17:05	5:42
51	44 Corey Rios	Brother Rice	17:06	5:42
52	Andrew Stawarz	Downers Grove North	17:06	5:42
53	Dan Laughlin	John Hersey	17:07	5:43
54	45 Kevin McNulty	Brother Rice	17:07	5:43
55	46 Tim Hogan	Carl Sandburg	17:07	5:43
56	Ethan Montague	Downers Grove North	17:08	5:43
57	Ryan Walters	Downers Grove North	17:08	5:43
58	Mike Skoda	Lyons Township	17:09	5:43
59	47 Adam Pronoitis	Carl Sandburg	17:11	5:44
60	Sam Height	Lyons Township	17:11	5:44
61	David Dreiser	Downers Grove North	17:11	5:44
62	Justin Tomlin	Carrollton	17:12	5:44
63	48 John Malone	Brother Rice	17:13	5:45
64	49 Steve Figgins	Oswego	17:13	5:45
65	50 Chris Gray	Glenwood	17:14	5:45
66	51 Timothy Watts	Oak Park/River Forest	17:14	5:45
67	52 Scott Rothschild	Highland Park	17:15	5:45
68	53 Phil Jost	Schaumburg	17:15	5:45
69	David Steckel	Carrollton	17:16	5:46
70	54 Ben Heitkotter	Schaumburg	17:17	5:46
71	Mark Phan	Limestone	17:18	5:46
72	55 Brandon Rovey	Glenwood	17:19	5:47
73	Joe Moran	Lyons Township	17:20	5:47
74	56 Kevin Binder	Oak Park/River Forest	17:20	5:47
75	57 David Brugioni	Carl Sandburg	17:22	5:48
76	58 V.J. Hope	Glenbard North	17:23	5:48
77	59 Colin Sharpe	Oak Park/River Forest	17:25	5:49
78	Jacob Starcevich	Palatine	17:25	5:49
79	60 Ryan Soldat	Naperville North	17:26	5:49
80	Mike Schweinberg	Lyons Township	17:27	5:49
81	61 Bill Hinderman	Carl Sandburg	17:28	5:49
82	Michael Ball	Downers Grove North	17:28	5:50

83	David Andel	Lyons Township	17:29	5:50
84	62 Julius Aguas	Bartlett	17:30	5:50
85	63 Eric Noll	Wheaton Warrenville South	17:30	5:50
86	64 Nick Birch	Decatur Eisenhower	17:32	5:51
87	65 Tom Galloway	Schaumburg	17:33	5:51
88	66 Chris Crowell	Glenwood	17:34	5:52
89	67 Dj Lieu	Maine South	17:34	5:52
90	68 Peter Dimayo	Lincoln-Way East	17:35	5:52
91	69 Sean Moll	Bartlett	17:37	5:53
92	70 Steve Cozzi	Naperville North	17:38	5:53
93	71 Josh Sherer	Oswego	17:39	5:53
94	72 Tommy Scott	Normal Community	17:39	5:53
95	73 Mitch Wehrenberg	Normal West	17:40	5:54
96	74 Marty Rohan	Brother Rice	17:43	5:55
97	75 Mike Harris	Lincoln-Way East	17:46	5:56
98	76 Dave Stewart	Oswego	17:47	5:56
99	Justin Stear	Limestone	17:47	5:56
100	77 Ryan Humphries	Schaumburg	17:47	5:56
101	78 Matt Dolan	Maine South	17:48	5:56
102	79 Mitch Heffernan	Lake Zurich	17:49	5:57
103	80 Dalton Boland	Glenbard North	17:49	5:57
104	81 Jose Goitia	Oswego	17:50	5:57
105	82 Tyler Friedland	Oswego	17:50	5:57
106	Richie McKelvey	Maine South	17:51	5:57
107	Austin Mack-crane	Downers Grove North	17:51	5:57
108	83 Ryan Wendel	Glenwood	17:52	5:58
109	84 James Bartle	Wheaton Warrenville South	17:54	5:58
110	85 Eric Kaplan	Bartlett	17:56	5:59
111	86 Brandon Nickerson	Wheaton Warrenville South	17:57	5:59
112	87 Ben Miller	Wheaton Warrenville South	17:58	6:00
113	88 Tanner Buel	Highland Park	17:59	6:00
114	89 Jesse Sinadinos	Lincoln-Way East	18:00	6:00
115	90 Dj Erf	Highland Park	18:02	6:01
116	91 Steven Kinney	Normal West	18:02	6:01
117	Adam Wilson	Downers Grove North	18:03	6:01
118	92 Connor Jones	Glenwood	18:04	6:02
119	93 Matt Croxton	Normal Community	18:04	6:02
120	94 Jeremy Kaiser	Glenbard North	18:05	6:02
121	Michael Lauer	Wheaton Warrenville South	18:06	6:02
122	Marcin Zuberek	Palatine	18:06	6:02
123	95 John Dougherty	Oak Park/River Forest	18:07	6:03
124	96 Nick Davis	Quincy	18:07	6:03
125	97 Greg Hartwig	Bartlett	18:08	6:03
126	98 Taylor Odegard	Pleasant Valley	18:09	6:03
127	Jared Wissmiller	Downers Grove North	18:11	6:04
128	Alex Nickerson	Wheaton Warrenville South	18:12	6:04
129	Sam McReynolds	Downers Grove North	18:14	6:05
130	Kevin Verre	Maine South	18:15	6:05
131	Nick Rudy	Downers Grove North	18:16	6:06
132	99 Jordan Germani	Decatur Eisenhower	18:16	6:06
133	100 Josh Mintzer	Highland Park	18:17	6:06
134	101 Michael Tomb	Oak Park/River Forest	18:17	6:06
135	102 Jordan Lee	Decatur Eisenhower	18:18	6:06
136	103 Trevor Hebert	Lanphier	18:18	6:06
137	104 James Yu	Oak Park/River Forest	18:18	6:06
138	105 Tony Messina	Brother Rice	18:19	6:07
139	106 Michael Zink	Glenwood	18:19	6:07
140	John Sterr	Downers Grove North	18:20	6:07

141	107	Brad Petzold	Glenbard North	18:20	6:07
142	108	Bill Langevin	Marist Chicago	18:20	6:07
143		Kenny Johnson	Maine South	18:21	6:07
144	109	James Blaney	Bartlett	18:21	6:07
145		Brooks Thacker	Wheaton Warrenville South	18:22	6:08
146	110	Garrett Smith	Highland Park	18:23	6:08
147	111	Neal Fennell	Schaumburg	18:23	6:08
148	112	Kyle Olson	Oswego	18:23	6:08
149	113	Tyler Fulks	Glenwood	18:24	6:08
150		Tim Anderson	Palatine	18:25	6:09
151	114	Jay Libwotc	Lincoln-Way East	18:25	6:09
152		Nelson Pearson	Glenwood	18:26	6:09
153	115	Andrew Fross	Quincy	18:26	6:09
154	116	Rj Baldwin	Normal Community	18:27	6:09
155		Tom Stone	Glenwood	18:27	6:09
156	117	Robert Hanson	University High School	18:28	6:10
157		Nick Williams	Limestone	18:29	6:10
158		Dan Smart	Peoria Notre Dame	18:29	6:10
159	118	Nick Zbasnik	Bartlett	18:29	6:10
160		Kyle Nicholson	Decatur MacArthur	18:30	6:10
161		Matt Wiggen	Palatine	18:30	6:10
162	119	Nick Dano	Oswego	18:30	6:10
163		Robert Southard	Downers Grove North	18:33	6:11
164	120	Pat Dematteo	Carl Sandburg	18:33	6:11
165		Eric Rodriguez	Palatine	18:34	6:12
166		Jack Menard	Downers Grove North	18:35	6:12
167		Dustin Charles	Glenwood	18:35	6:12
168	121	Erik Norwich	Lincoln-Way East	18:36	6:12
169		Stefan Burke	Maine South	18:37	6:13
170		Cory Grebe	Wheaton Warrenville South	18:40	6:14
171	122	Ryan Curry	Springfield Sacred Heart	18:40	6:14
172	123	Devin Mitchell	Quincy	18:42	6:14
173	124	Adam Devine	Porta	18:43	6:15
174		Daniel Havenga	Downers Grove North	18:44	6:15
175		John Linville	Danville	18:45	6:15
176	125	Nick Weber	Normal West	18:45	6:15
177	126	Drew Shradel	Pleasant Valley	18:46	6:16
178	127	Munan Singhal	University High School	18:46	6:16
179	128	Nathanial Macnider	Schaumburg	18:47	6:16
180		Rob Warndorf	Schaumburg	18:47	6:16
181	129	Jon Drummer	Glenbard North	18:47	6:16
182		Brett Bernatowicz	Downers Grove North	18:48	6:16
183	130	David Ghantous	Normal Community	18:48	6:16
184	131	Pat Hurley	Brother Rice	18:50	6:17
185	132	Korey Lee	Decatur Eisenhower	18:51	6:17
186		Zach Dolan	East Peoria	18:51	6:17
187		Viktor Arabadjiev	Wheaton Warrenville South	18:52	6:18
188	133	Mike Dudas	Lanphier	18:52	6:18
189		Ryan Holdridge	Wheaton Warrenville South	18:52	6:18
190		Adam Gelman	Downers Grove North	18:53	6:18
191	134	Nick Kelm	Glenbard North	18:53	6:18
192		Shane Zemel	Downers Grove North	18:54	6:18
193		Nick Hale	East Peoria	18:54	6:18
194		Jeff Dragon	Wheaton Warrenville South	18:56	6:19
195	135	John Wiencek	Marist Chicago	18:59	6:20
196		Jessie Guth	Peoria Notre Dame	19:01	6:21
197	136	David Elder	Bartlett	19:02	6:21
198		Kyle Miller	Wheaton Warrenville South	19:03	6:21

199	Brett Witek	Downers Grove North	19:06	6:22
200	Luke Schleicher	Wheaton Warrenville South	19:06	6:22
201	Christian Schneider	Downers Grove North	19:08	6:23
202	Owen Carlos	Glenbard North	19:09	6:23
203	Ben Pavur	Carl Sandburg	19:13	6:25
204	Nathan O'Neil	Downers Grove North	19:15	6:25
205	137 Paul Gordon	Normal Community	19:15	6:25
206	138 Connor Corley	Lake Zurich	19:17	6:26
207	139 Lee Betker	Pleasant Valley	19:18	6:26
208	140 Jeremy Madison	Normal Community	19:18	6:26
209	Colin Mc Laughlin	Wheaton Warrenville South	19:19	6:27
210	141 Holden Sheftel	Highland Park	19:21	6:27
211	Jon Ross	Maine South	19:21	6:27
212	Tom Jamison	Springfield High	19:21	6:27
213	Greg Garrett	Glenwood	19:22	6:28
214	Nick Hohnsen	Downers Grove North	19:23	6:28
215	Brad Rouse	St. Joseph-Ogden	19:23	6:28
216	Simon Nicholson	Decatur MacArthur	19:23	6:28
217	142 Kevin Furth	Porta	19:23	6:28
218	Ryan McMahon	Schaumburg	19:24	6:28
219	143 John Peltz	Marist Chicago	19:25	6:29
220	144 Tom McKeivitt	Marist Chicago	19:28	6:30
221	145 Will Burg	Lanphier	19:29	6:30
222	Alex Barry	Downers Grove North	19:29	6:30
223	Mark Canzona	Carl Sandburg	19:30	6:30
224	146 Andrew Gebhardt	Lake Zurich	19:31	6:31
225	Brian Shanahan	Bartlett	19:31	6:31
226	147 Vince Kroll	University High School	19:34	6:32
227	148 Jeff McKinzie	University High School	19:36	6:32
228	Ben Zschack	Wheaton Warrenville South	19:36	6:32
229	149 Paul Mack	Pleasant Valley	19:36	6:32
230	150 Joel Merchen	Champaign Centennial	19:37	6:33
231	151 Rob Lauder	Normal Community	19:37	6:33
232	152 Mason Switzer	Springfield Sacred Heart	19:38	6:33
233	Michael Croxton	Normal Community	19:39	6:33
234	Andrew Knoll	Stanford Olympia	19:42	6:34
235	153 Jordan Broutman	Highland Park	19:43	6:35
236	154 Robert Galvin	Marist Chicago	19:44	6:35
237	155 Justin Brooks	Porta	19:44	6:35
238	Chris Gischler	Oswego	19:46	6:36
239	156 Tyler Doswell	Decatur Eisenhower	19:46	6:36
240	B.J. Johnson	Glenwood	19:46	6:36
241	John Edwards	Springfield High	19:46	6:36
242	Jordan Rudzinski	Rantoul	19:47	6:36
243	Chris Heemskerk	Glenbard North	19:49	6:37
244	Josh Williams	Downers Grove North	19:50	6:37
245	Adam Rummelhart	Lake Park	19:50	6:37
246	157 Chris Crider	University High School	19:51	6:37
247	Ryan Pryde	St. Joseph-Ogden	19:52	6:38
248	158 Frank Hopper	Porta	19:52	6:38
249	159 Ian Datler	Springfield Sacred Heart	19:53	6:38
250	Ryan Cantrell	Glenwood	19:54	6:38
251	David Randhawa	Glenbard North	19:55	6:39
252	Jessica Berg	Bartlett	19:57	6:39
253	160 Morr'qeem Hobson	Lanphier	19:58	6:40
254	161 Nathan Stark	Normal West	19:58	6:40
255	162 Anton Katalinich	Springfield Sacred Heart	20:02	6:41
256	163 Enrique Rubio	Brother Rice	20:04	6:42

257	Tyler Landess	Glenwood	20:04	6:42
258	Aasif Ahmed	Danville	20:05	6:42
259	Nathan Mosby	Downers Grove North	20:11	6:44
260	164 Paul Phillipi	Quincy	20:12	6:44
261	Gage Fink	Glenwood	20:14	6:45
262	Kevin Gorman	Peoria Notre Dame	20:14	6:45
263	Jake Nudelman	Highland Park	20:15	6:45
264	165 Hamzah Abbadi	Champagin Centennial	20:16	6:46
265	Drew Myers	Danville	20:17	6:46
266	Jim Hallberg	Brother Rice	20:17	6:46
267	Aj Lopez	Normal Community	20:22	6:48
268	Andrew Scholl	Decatur Eisenhower	20:23	6:48
269	Matt Kujawa	Carl Sandburg	20:23	6:48
270	Jake Hoffman	Highland Park	20:24	6:48
271	Brian Drabik	Downers Grove North	20:25	6:49
272	Jason Grider	Danville	20:26	6:49
273	166 Josh Bishop	Quincy	20:30	6:50
274	Greg Loumos	Downers Grove North	20:32	6:51
275	Max Ringer	Stanford Olympia	20:33	6:51
276	167 Charlie Yang	Champagin Centennial	20:34	6:52
277	168 Fletcher Bohne	Normal West	20:34	6:52
278	169 Hai Bui	Champagin Centennial	20:35	6:52
279	170 Scott Kinsel	Porta	20:37	6:53
280	Zach Rodgers	Decatur Eisenhower	20:39	6:53
281	171 David Mitev	Champagin Centennial	20:45	6:55
282	172 Jeff Castleman	Lanphier	20:50	6:57
283	173 Davin Dollison	Champagin Centennial	20:51	6:57
284	174 Brett Eckdahl	Normal West	20:52	6:58
285	Alec Thompson	Glenwood	20:57	6:59
286	Jared Kingry	Mahomet-Seymour	21:01	7:01
287	Patrick Mc Laughlin	Wheaton Warrenville South	21:03	7:01
288	175 Steve Burrello	Lanphier	21:04	7:02
289	Julius Dewald	Downers Grove North	21:15	7:05
290	176 Justin Ruszkowski	Normal West	21:20	7:07
291	Clay Anderson	Oswego	21:29	7:10
292	177 Phil Rykse	Lake Zurich	21:31	7:11
293	Derek Zenger	Normal West	21:36	7:12
294	Joey Taylor	Washington	21:36	7:12
295	178 Sean Barnwell	Lanphier	21:37	7:13
296	179 Joe Fazekas	Lake Zurich	21:37	7:13
297	Connor Fitzgerald	Brother Rice	21:38	7:13
298	Hayden Passarelli	Rantoul	21:40	7:14
299	Jeff Billingsley	Normal West	21:41	7:14
300	180 Tom Sullivan	Marist Chicago	21:43	7:15
301	181 Anthony Petty	Champagin Centennial	21:44	7:15
302	182 Robert Emmett	Marist Chicago	21:45	7:15
303	Uttam Rajan	Downers Grove North	21:51	7:17
304	183 Michael Schaddel	Springfield Sacred Heart	21:51	7:17
305	Steven Loll	Downers Grove North	21:52	7:18
306	Mike Foster	Carl Sandburg	21:52	7:18
307	John Weber	Downers Grove North	22:02	7:21
308	Brian Statler	Mahomet-Seymour	22:04	7:22
309	Brian Chrzanowski	Carl Sandburg	22:06	7:22
310	Ryan Griffin	Brother Rice	22:07	7:23
311	Stephen Mack	Washington	22:16	7:26
312	Ben Knitter	Maine South	22:20	7:27
313	Francis Beifuss	West Chicago	22:21	7:27
314	Shaun Ott	Glenbard North	22:23	7:28

315	Mitch Dybas	Marist Chicago	22:24	7:28
316	Stephen Pierce	Normal Community	22:41	7:34
317	Seth Kelley	West Chicago	22:42	7:34
318	184 Rustin Fakheri	University High School	22:46	7:36
319	Robert Pantoja	Brother Rice	22:46	7:36
320	Taylor Smith	Downers Grove North	22:49	7:37
321	185 Matt Wesly	Springfield Sacred Heart	23:03	7:41
322	Kyle Carson	Normal Community	23:06	7:42
323	Christian Rudzinski	Rantoul	23:10	7:44
324	Waylon Smeathers	St. Joseph-Ogden	23:11	7:44
325	Nick Topping	Downers Grove North	23:13	7:45
326	Kenny Hall	Glenwood	23:16	7:46
327	Justin O'Brien	Champagin Centennial	23:16	7:46
328	Derek Spanton	Normal Community	23:18	7:46
329	Todd Duke	Downers Grove North	23:18	7:46
330	Evan Monson	Mahomet-Seymour	23:19	7:47
331	Greg Roszczybick	Brother Rice	23:29	7:50
332	Adam Hage	Marist Chicago	23:35	7:52
333	186 Dan Rykse	Lake Zurich	23:39	7:53
334	Sam Lee	Champagin Centennial	23:43	7:55
335	Ben Armstrong	Downers Grove North	23:57	7:59
336	Dillon Crosier	Normal Community	24:02	8:01
337	Araz Zarkhah	Downers Grove North	24:05	8:02
338	Jessie Rupp	Decatur Eisenhower	24:11	8:04
339	Sam Geneser	Mahomet-Seymour	25:40	8:34
340	Michael Papageorge	Normal Community	27:37	9:13
341	Martin Bentley	Marist Chicago	27:45	9:15
342	187 Stefano Delacuesta	Lake Zurich	27:47	9:16
343	Kevin Salik	Downers Grove North	28:39	9:33
344	Christopher Hoerdemann	University High School	28:43	9:35
345	Ayden Zarkhah	Downers Grove North	29:06	9:42
346	Greg Van Heest	Downers Grove North	30:32	10:11
347	David Steffen	Downers Grove North	32:33	10:51

□

Top of Page

2007 Notre Dame Invitational Boys Varsity Results.

1	Griff Graves	Abingdon	14:19	4:47
2	1 Nick Holmes	Limestone	14:24	4:48
3	2 Kevin Havel	John Hersey	14:27	4:49
4	3 Nathan Troester	Lincoln-Way East	14:33	4:51
5	4 Mat Smoody	Palatine	14:37	4:53
6	5 Myles Scott-Stirn	Lincoln-Way East	14:38	4:53
7	6 Kyle Gibson	Naperville North	14:38	4:53
8	7 Bill Wisser	John Hersey	14:39	4:53
9	8 Zach Dahleen	Carl Sandburg	14:40	4:54
10	9 Scott Friedlander	Deerfield	14:45	4:55
11	10 Rich Eber	Brother Rice	14:46	4:56
12	11 John Newman	Naperville North	14:48	4:56
13	12 Devin Allbaugh	Pleasant Valley	14:49	4:57
14	13 Mike Marbach	Carl Sandburg	14:51	4:57

15	14	Robbie Keeler	Lyons Township	14:52	4:58
16	15	Mike Janusek	Lyons Township	14:53	4:58
17	16	Nathan Rutz	Schaumburg	14:54	4:58
18	17	Ben Silver	Downers Grove North	14:56	4:59
19	18	Nate Bohne	Stagg	14:58	5:00
20	19	Pat Lesiweicz	Schaumburg	14:58	5:00
21	20	David McWilliams	Naperville North	15:01	5:01
22	21	Kevin O'Brien	Palatine	15:02	5:01
23	22	Blake Irwin	Pleasant Valley	15:02	5:01
24	23	Erik Stanton	John Hersey	15:03	5:01
25	24	Chano Bernardo	Palatine	15:04	5:02
26		Kevin Forde	University High School	15:05	5:02
27	25	Mike Herbert	Naperville North	15:13	5:05
28	26	Sam Kehoe	Lyons Township	15:14	5:05
29	27	Eddie Lopez	Palatine	15:15	5:05
30	28	Aaron Peck	Wheaton Warrenville South	15:17	5:06
31	29	Austin O'Brien	Pleasant Valley	15:21	5:07
32	30	Peter Casa	Wheaton Warrenville South	15:21	5:07
33	31	Charlie Paul	Pleasant Valley	15:22	5:08
34	32	Erich Seimetz	Schaumburg	15:22	5:08
35	33	Jack Hostettler	Lyons Township	15:23	5:08
36	34	Alec Bollman	Palatine	15:25	5:09
37	35	Jonny Kaufmann	Normal West	15:27	5:09
38	36	Rick Davey	Stagg	15:28	5:10
39	37	Aaron Silver	Downers Grove North	15:28	5:10
40	38	Tom Dehlin	Marist Chicago	15:29	5:10
41	39	Kyle Meyer	Carl Sandburg	15:30	5:10
42	40	Alex Mourousias	Palatine	15:30	5:10
43	41	Nick Sustersic	Stagg	15:31	5:11
44	42	Marc Amarillas	Quincy	15:32	5:11
45	43	Brad Walwer	Springfield High	15:33	5:11
46	44	Paul Boyer	Naperville North	15:33	5:11
47		Eric Simpson	Champagin Centennial	15:34	5:12
48	45	Chris Frank	Springfield Sacred Heart	15:34	5:12
49	46	Aaron Osborne	Springfield High	15:35	5:12
50	47	Matt Rychel	Andrew	15:37	5:13
51	48	Eric Garcia	Oswego	15:38	5:13
52	49	Jordan Herbert	York	15:38	5:13
53	50	Mike Tisza	John Hersey	15:39	5:13
54	51	Phil Allman	Schaumburg	15:39	5:13
55	52	Jake Cusack	Naperville North	15:39	5:13
56	53	Dan Krauss	Highland Park	15:40	5:14
57	54	Paul Kwak	Palatine	15:40	5:14
58	55	Kyle Lueken	Limestone	15:40	5:14
59	56	Kyle McNicholas	Carl Sandburg	15:41	5:14
60	57	Brian Pollastrini	York	15:41	5:14
61	58	Mickey Stott	Lake Zurich	15:41	5:14
62	59	Jacob Mahaffey	Mahomet-Seymour	15:42	5:14
63	60	Brian Burkhardt	Schaumburg	15:43	5:15
64	61	Matt Cwiok	John Hersey	15:43	5:15
65	62	Will McCracken	York	15:44	5:15
66	63	Daniel Phistry	Downers Grove North	15:44	5:15
67	64	Elliot Hevel	Carl Sandburg	15:44	5:15
68	65	Michael Haggerty	Wheaton Warrenville South	15:46	5:16
69	66	Alex Lyons	Lyons Township	15:46	5:16
70	67	Mike Matuszak	Glenbard North	15:47	5:16
71	68	Adam Stephens	Lyons Township	15:48	5:16
72	69	Matt Gatlin	Oswego	15:48	5:16

73	70	Jim Glavas	Brother Rice	15:49	5:17
74	71	Craig Watson	Lake Park	15:51	5:17
75	72	David Way	York	15:51	5:17
76	73	Bob Guthrie	Naperville North	15:52	5:18
77	74	Corey Puckett	Carl Sandburg	15:53	5:18
78	75	Tim Bates	Glenbard North	15:54	5:18
79	76	Frank Puschautz	Northridge Prep	15:54	5:18
80	77	Casey Fergus	Lake Park	15:55	5:19
81	78	Danny McMahon	Springfield Sacred Heart	15:55	5:19
82	79	Joe Sullivan	Deerfield	15:55	5:19
83	80	Kulayifi Haji	Lane Tech	15:56	5:19
84	81	Shane Leiby	East Peoria	15:57	5:19
85	82	David Mc Hale	Wheaton Warrenville South	15:58	5:20
86	83	Jacob Brower	Downers Grove North	15:59	5:20
87	84	Gerardo Perez	Lake Zurich	15:59	5:20
88	85	Alex Rummelhart	Lake Park	16:00	5:20
89	86	Dan Hasty	Brother Rice	16:01	5:21
90	87	Nick Wiseman	Oswego	16:01	5:21
91	88	Matthew Mitchell	Wheaton Warrenville South	16:03	5:21
92		Cody Hood	Abingdon	16:04	5:22
93	89	Brett Lustgarten	Glenbard North	16:04	5:22
94	90	Brock Williams	Limestone	16:05	5:22
95	91	Ben Zielke	John Hersey	16:06	5:22
96	92	Michael Lifson	Downers Grove North	16:06	5:22
97	93	Connor Brown	Springfield High	16:07	5:23
98	94	Joe Malik	Downers Grove North	16:07	5:23
99	95	John Marbach	Brother Rice	16:08	5:23
100	96	Tom Abell	Glenbard North	16:08	5:23
101	97	Tyler Tschida	Joliet Township	16:09	5:23
102	98	Jay McNamara	Schaumburg	16:09	5:23
103	99	Austin Beck	Mahomet-Seymour	16:10	5:24
104		Kirk Saunders	University High School	16:11	5:24
105	100	Austin Baer	Normal West	16:11	5:24
106	101	Mark Roman	Deerfield	16:11	5:24
107	102	Colin McCarey	Oak Park/River Forest	16:11	5:24
108	103	Dave Janet	Brother Rice	16:12	5:24
109	104	Eric Johansen	John Hersey	16:12	5:24
110	105	Dennis O'Flaherty	Carl Sandburg	16:12	5:24
111	106	Ken Bates	Lake Park	16:13	5:25
112	107	Billy Malmed	Deerfield	16:14	5:25
113	108	Mike Derenzo	Wheaton Academy	16:15	5:25
114	109	Mark Keating	Oak Park/River Forest	16:15	5:25
115	110	Ryan Granholm	Oak Park/River Forest	16:16	5:26
116	111	Mike Hemming	Pleasant Valley	16:16	5:26
117	112	Anthony Carrano	Lyons Township	16:16	5:26
118	113	Declan McDonnell	Stagg	16:17	5:26
119	114	Joe Fish	Oswego	16:18	5:26
120	115	Brian Katamay	Main West	16:19	5:27
121	116	Joe Barber	Limestone	16:19	5:27
122	117	Patrick Ryan	Springfield Sacred Heart	16:20	5:27
123	118	Dan Channon	Deerfield	16:20	5:27
124	119	Wade Rupard	Normal West	16:20	5:27
125	120	Nick Leiby	East Peoria	16:21	5:27
126	121	Brett Sprague	Glenbard North	16:21	5:27
127	122	Alec Shunk	Rocheater	16:21	5:27
128	123	Hugh Gill	East Peoria	16:21	5:27
129	124	Eduardo Sanchez	Lane Tech	16:22	5:28
130	125	Ben Miller	Glenbard South	16:22	5:28

131	126	Joe Zambetti	Bartlett	16:22	5:28
132	127	Greg Staley	Glenwood	16:22	5:28
133	128	Brian McMahon	Springfield Sacred Heart	16:23	5:28
134	129	Nic Patti	Normal Community	16:23	5:28
135	130	Dj Muzzy	West Chicago	16:23	5:28
136	131	Adam Aydt	Glenwood	16:24	5:28
137	132	David Smejkal	Wheaton Warrenville South	16:24	5:28
138	133	Matt Rubins	Pleasant Valley	16:24	5:28
139	134	Yosi Ruiz	Highland Park	16:25	5:29
140		Alfred Brown	Lanphier	16:25	5:29
141	135	Jon Bangert	Peoria Notre Dame	16:26	5:29
142	136	Adam Currier	Brother Rice	16:26	5:29
143	137	Jeff O'Brien	Lincoln-Way East	16:26	5:29
144	138	Dan Hearne	Lincoln-Way East	16:26	5:29
145	139	Sam Morse	Springfield High	16:27	5:29
146	140	Bryce Basting	Normal West	16:27	5:29
147	141	Derek Schnake	Lincoln Park	16:28	5:30
148	142	Brett Scheuber	Joliet Township	16:28	5:30
149	143	Leo Pathy	Stagg	16:28	5:30
150	144	Victor Terrazas	Lane Tech	16:29	5:30
151	145	Matt Hermann	Brother Rice	16:29	5:30
152	146	Jason Zack	Wheaton Warrenville South	16:29	5:30
153	147	Timmy Bulster	Morton	16:30	5:30
154	148	Daniel Thompson	Rochester	16:30	5:30
155		Alex Agafonov	Lake View	16:32	5:31
156		Eric Biehl	Stanford Olympia	16:32	5:31
157	149	David Macnider	York	16:33	5:31
158	150	Ryan Tully	Joliet Catholic Academy	16:33	5:31
159	151	Tom Donohoe	York	16:34	5:32
160	152	Kevin Binns	Oak Park/River Forest	16:34	5:32
161		Nick Geyer	University High School	16:35	5:32
162	153	Eddie Schwab	Glenbard North	16:35	5:32
163	154	Zach Bozman	Pleasant Valley	16:36	5:32
164	155	Logan Campbell	Normal Community	16:37	5:33
165	156	Alexander Black	Oak Park/River Forest	16:37	5:33
166	157	Mike Maki	Plainfield South	16:38	5:33
167	158	Bill Hopkins	Oswego	16:38	5:33
168	159	Mike Della Penna	Lake Park	16:38	5:33
169	160	Matthew Johnson	York	16:39	5:33
170	161	Jeremy Hersh	Highland Park	16:39	5:33
171	162	Kent Frayn	Lane Tech	16:39	5:33
172	163	Jeremaih Henaifesh	Quincy	16:39	5:33
173	164	Evan Bordewick	Quincy	16:40	5:34
174	165	Steve Ross	Normal West	16:40	5:34
175	166	Sandals Lambert	Downers Grove North	16:40	5:34
176	167	Adam Hiemenz	Oswego	16:41	5:34
177	168	Jamarr Henaifesh	Quincy	16:41	5:34
178	169	Connor Eling	Quincy	16:41	5:34
179	170	Sean Ryan	Springfield Sacred Heart	16:42	5:34
180	171	Danny Delaney	Carlinville	16:43	5:35
181	172	Nick Penev	Schaumburg	16:44	5:35
182	173	Patrick Walsh	Northridge Prep	16:44	5:35
183	174	Tim Griffiths	Lake Park	16:45	5:35
184	175	Mike Mulhausen	Marist Chicago	16:45	5:35
185	176	Peter Heidlauf	Wheaton Academy	16:46	5:36
186	177	Luis Nicholas	Morton	16:47	5:36
187	178	Carrick Rice	Glenbard South	16:47	5:36
188	179	Adam Brhel	Bartlett	16:48	5:36

189	180	Cody Hague	Oak Park/River Forest	16:48	5:36
190	181	Jeff Atkins	Highland Park	16:48	5:36
191	182	Kevin Germino	Marist Chicago	16:49	5:37
192	183	Conner Millar	Rantoul	16:49	5:37
193	184	Matt McKinney	Limestone	16:50	5:37
194	185	Kent Smith	Wheaton Academy	16:51	5:37
195	186	Dan Darling	Andrew	16:51	5:37
196	187	Brett Florin	Oregon	16:51	5:37
197	188	Sean Swanson	Limestone	16:52	5:38
198	189	Bobbie Rachford	Bartlett	16:53	5:38
199	190	Kevin Norman	Main West	16:53	5:38
200	191	Robert Gilbert	Peoria Notre Dame	16:53	5:38
201	192	Brian Tholl	Andrew	16:54	5:38
202	193	Tim Tiernen	Nazareth Academy	16:54	5:38
203	194	Ethan Stephenson	Porta	16:54	5:38
204	195	Jaimse Henaifesh	Quincy	16:55	5:39
205	196	Nate Kozurek	Glenbard South	16:55	5:39
206	197	Ross Baker	St. Joseph-Ogden	16:55	5:39
207	198	Brian Mateas	West Chicago	16:56	5:39
208	199	Hunter Davis	Carlinville	16:57	5:39
209	200	Josafat Gonzalez	Bartlett	16:57	5:39
210	201	Dustin Kinkelaar	Mahomet-Seymour	16:57	5:39
211	202	Chris Potempa	Main West	16:58	5:40
212	203	Austin Viano	Carlinville	16:58	5:40
213	204	Will Scott	Andrew	16:58	5:40
214	205	Matt Morrison	East Peoria	16:59	5:40
215	206	Henry Mattingly	Lincoln Park	16:59	5:40
216	207	Jon Menke	Highland Park	16:59	5:40
217	208	Danny Bulster	Morton	17:00	5:40
218	209	Connor Fanning	Springfield Sacred Heart	17:00	5:40
219	210	Joey Gutierrez	Plainfield South	17:00	5:40
220	211	Reid Basting	Normal West	17:00	5:40
221	212	Ariel Burnes	Springfield Southeast	17:01	5:41
222	213	Dan Smith	Nazareth Academy	17:01	5:41
223	214	Justin Betz	Northridge Prep	17:01	5:41
224	215	Ricky Morales	Morton	17:02	5:41
225	216	Doug Mateas	West Chicago	17:02	5:41
226	217	Brandon Stewart	Springfield High	17:03	5:41
227	218	Spencer Bean	Highland Park	17:03	5:41
228	219	Kaleb Baker	Oregon	17:04	5:42
229	220	Cody Dirks	Porta	17:05	5:42
230	221	Collins Chris	Rantoul	17:05	5:42
231	222	Patrick Wylie	Deerfield	17:05	5:42
232	223	Robert Deatherage	Washington	17:06	5:42
233	224	Chad Linhart	Andrew	17:06	5:42
234	225	Rudy Bores	Plainfield South	17:06	5:42
235	226	Timmy Waldvogel	Plainfield South	17:07	5:43
236	227	Luis Rodriguez	Lane Tech	17:07	5:43
237	228	George Holohan	Northridge Prep	17:07	5:43
238	229	Mason Brown	East Peoria	17:08	5:43
239	230	Tyler Tarmann	Normal West	17:08	5:43
240	231	Richard Sisson	Danville	17:09	5:43
241	232	John Youshaei	Deerfield	17:09	5:43
242	233	Kyle Reynolds	Limestone	17:10	5:44
243	234	Scott Gnuse	Pleasant Plains	17:10	5:44
244	235	Evan Kingery	Heyworth	17:11	5:44
245	236	Ethan Ford	St. Joseph-Ogden	17:12	5:44
246	237	Mike Vicente	Morton	17:12	5:44

247	238	Jacob Cetera	Lincoln Park	17:13	5:45
248	239	Tim Lach	Oswego	17:13	5:45
249	240	Mike Nix	St. Joseph-Ogden	17:14	5:45
250	241	Jacob Miskulin	Normal Community	17:15	5:45
251	242	Tyler Ammermann	Danville	17:15	5:45
252	243	Peter Knapp	Northridge Prep	17:17	5:46
253	244	Rick Sloma	Main West	17:17	5:46
254	245	Samuel Patterson	Oak Park/River Forest	17:17	5:46
255	246	Dan Brown	Oregon	17:17	5:46
256	247	Joe Soderberg	Glenbard South	17:18	5:46
257	248	Jared Morrisette	Joliet Township	17:18	5:46
258	249	Dave Mulhausen	Marist Chicago	17:18	5:46
259	250	Eric Adams	Normal Community	17:19	5:47
260	251	Nick Gray	Bartlett	17:19	5:47
261	252	Chris Gallardo	Lane Tech	17:19	5:47
262	253	Jake Paulus	Lake Zurich	17:19	5:47
263	254	Dan Donian	Highland Park	17:20	5:47
264	255	Aled Fain	Glenwood	17:20	5:47
265	256	Mike Oldham	Joliet Township	17:21	5:47
266	257	Dan Reid	Carlinville	17:21	5:47
267	258	Chris Holmes	Rantoul	17:22	5:48
268	259	Matt Derenzo	Wheaton Academy	17:22	5:48
269	260	Alex Kluchki	Andrew	17:22	5:48
270	261	Ben Farley	Glenbard North	17:22	5:48
271	262	Jeff Rodgers	Oregon	17:23	5:48
272	263	Rigoberto Bernal	Joliet Township	17:23	5:48
273	264	Arturas Solcas	Morton	17:23	5:48
274	265	Mike Ostrowski	Lake Park	17:25	5:49
275	266	Steve Roberts	Mahomet-Seymour	17:25	5:49
276	267	Ryan Serafino	Andrew	17:26	5:49
277	268	Chris Clarkson	Quincy	17:26	5:49
278	269	Kurt Bucker	Mahomet-Seymour	17:27	5:49
279		Kevin Clark	East St. Louis	17:28	5:50
280	270	Andrew Kumler	Mahomet-Seymour	17:28	5:50
281	271	Kyle Judge	Joliet Catholic Academy	17:29	5:50
282	272	Chris Milham	Main West	17:29	5:50
283	273	Ryan Anderson	Glenwood	17:30	5:50
284	274	Luke Allison	St. Joseph-Ogden	17:30	5:50
285	275	Shane Herbert	Porta	17:30	5:50
286	276	Shai Weinstein	Wheaton Academy	17:31	5:51
287	277	Kevin Wolz	Stagg	17:32	5:51
288	278	Brandon Schnake	Lincoln Park	17:33	5:51
289	279	Nick Fimek	Lincoln-Way East	17:33	5:51
290	280	Brett Rocheleau	Joliet Catholic Academy	17:34	5:51
291	281	Jake Bayless	Porta	17:34	5:52
292	282	John McCombs	Joliet Township	17:35	5:52
293	283	Joey Dubois	Marist Chicago	17:36	5:52
294	284	James McLendon	Springfield High	17:37	5:53
295	285	Matt Wolfson	Springfield Sacred Heart	17:37	5:53
296	286	Chris Starr	St. Joseph-Ogden	17:38	5:53
297	287	Aris Bivens	Danville	17:40	5:54
298	288	Pat Gray	Glenwood	17:42	5:54
299	289	Ben Lemke	Normal Community	17:45	5:55
300	290	Dan Bonnell	Heyworth	17:47	5:56
301	291	Matt Badyana	Northridge Prep	17:50	5:57
302	292	Travis Ziemke	Bartlett	17:51	5:57
303	293	Nick Johnson	Bartlett	17:52	5:58
304	294	Michael Costello	Normal Community	17:53	5:58

305	295	David Musick	West Chicago	17:53	5:58
306		Trent Wiewel	Liberty	17:54	5:58
307		Michael Bower	Liberty	17:54	5:58
308	296	Ryan Carman	Peoria Notre Dame	17:58	6:00
309		James Boudeman	Stanford Olympia	17:58	6:00
310	297	Aaron Enteman	Glenwood	17:59	6:00
311	298	Nick Cole	Rantoul	18:00	6:00
312	299	Adam Burke	Lake Zurich	18:01	6:01
313	300	Mark Mejicano	Marist Chicago	18:06	6:02
314	301	Andy McGuinness	Lake Zurich	18:06	6:02
315	302	Vibhav Reddy	Danville	18:07	6:03
316	303	Brock Kingsland	East Peoria	18:07	6:03
317	304	Chad Ryan	Plainfield South	18:08	6:03
318	305	Steve Kuhn	Porta	18:08	6:03
319		Bryan Sims	Mt. Zion	18:11	6:04
320	306	Caleb Young	Normal Community	18:12	6:04
321	307	Gabe Owens	Rochester	18:13	6:05
322	308	Chris Tookey	Washington	18:14	6:05
323	309	Colin Schofield	Lake Zurich	18:15	6:05
324	310	Brian Enright	Marist Chicago	18:16	6:06
325	311	Matt Loerzel	Elmwood Park	18:16	6:06
326	312	Shawn Lemke	Joliet Catholic Academy	18:17	6:06
327	313	Ben Euler	Wheaton Academy	18:17	6:06
328	314	Zach Palmer	Rantoul	18:18	6:06
329	315	Lucas Rose	St. Thomas More	18:21	6:07
330	316	Sal Lopez	Morton	18:23	6:08
331	317	Robby Spath	Porta	18:29	6:10
332	318	Tony Cummings	Peoria Notre Dame	18:29	6:10
333	319	Aaron Michaud	Springfield Southeast	18:30	6:10
334		Darnell Turner	East St. Louis	18:31	6:11
335	320	Cole Kassing	Pleasant Plains	18:31	6:11
336	321	Mike Gratzke	Joliet Township	18:36	6:12
337	322	Jacob Kupferschid	Washington	18:38	6:13
338	323	Austin Bliven	Porta	18:41	6:14
339	324	Matt Pesely	Peoria Notre Dame	18:41	6:14
340	325	Jacob Hardy	Danville	18:43	6:15
341	326	Tom Johnson	Lake Zurich	18:45	6:15
342	327	Nick Miller	West Chicago	18:46	6:16
343	328	Phil Doll	Peoria Notre Dame	18:48	6:16
344	329	Jordan Thomas	Oregon	18:52	6:18
345	330	David Tykvart	Glenbard South	18:57	6:19
346	331	Kilian Sottoriva	Carlinville	18:57	6:19
347	332	Brian Depasqua	Joliet Catholic Academy	19:00	6:20
348	333	Kevin Castro	Elmwood Park	19:01	6:21
349	334	Martin Bednarczyk	Elmwood Park	19:02	6:21
350	335	Joe Henkelman	Rantoul	19:06	6:22
351	336	Nathan Kalaskie	Springfield Southeast	19:06	6:22
352		Larry McCaleb	East St. Louis	19:10	6:24
353	337	Chris Remele	Elmwood Park	19:11	6:24
354	338	Eddy Cano	Elmwood Park	19:12	6:24
355	339	Martin Chavez	Main West	19:14	6:25
356	340	Andy Wszalek	St. Thomas More	19:16	6:26
357	341	Isacc Santos	Lincoln Park	19:16	6:26
358		Sam Robinson	Pontiac Township	19:18	6:26
359	342	Jonathan Vallosio	Washington	19:19	6:27
360	343	Scott Huber	Danville	19:21	6:27
361	344	Matt Burdick	Glenbard South	19:21	6:27
362	345	Conor Schickel	Northridge Prep	19:23	6:28

363	346	Justin Telthorst	St. Thomas More	19:25	6:29
364	347	Bobby Lee	Nazareth Academy	19:31	6:31
365	348	Brian Crosby	St. Thomas More	19:36	6:32
366	349	Hayden Kingery	Heyworth	19:37	6:33
367	350	Joel Newlin	Peoria Notre Dame	19:39	6:33
368	351	Patrick Snyder	Rantoul	19:44	6:35
369	352	Jordan Hopwood	Rochester	19:45	6:35
370	353	James Zielenski	St. Thomas More	19:56	6:39
371	354	Ben White	St. Joseph-Ogden	19:59	6:40
372	355	Shane Ros	Springfield Southeast	20:03	6:41
373	356	Chad Link	Carlinville	20:08	6:43
374	357	Wes Schrock	Washington	20:20	6:47
375	358	Jon Milton	Heyworth	20:21	6:47
376	359	River Beckner	Pleasant Plains	20:24	6:48
377	360	Toby Patel	Nazareth Academy	20:30	6:50
378	361	Matthew Rundquist	Lincoln Park	20:31	6:51
379	362	Will Feeney	St. Thomas More	20:41	6:54
380	363	Michael Smidt	Oregon	20:41	6:54
381	364	Tom Dinon	Nazareth Academy	20:43	6:55
382	365	Nick Prudhomme	St. Thomas More	20:48	6:56
383	366	Bill Dinon	Nazareth Academy	20:59	7:00
384		David McDaniel	Mt. Zion	21:05	7:02
385	367	Michael Boehme	Pleasant Plains	21:21	7:07
386	368	Reuben Livingston	Pleasant Plains	21:24	7:08
387	369	Bill Armand	Joliet Catholic Academy	21:27	7:09
388		Marty Plocher	Pontiac Township	21:30	7:10
389	370	Justin Kilhoffer	Heyworth	21:32	7:11
390	371	Adam Hibbard	Washington	21:45	7:15
391	372	Derek High	Washington	21:46	7:16
392	373	Thomas Thoren	Mahomet-Seymour	22:02	7:21
393	374	Iquine Kincaid	Springfield Southeast	22:10	7:24
394	375	Brian McIntyre	Springfield Southeast	22:20	7:27
395	376	Matt Grove	Pleasant Plains	22:21	7:27
396	377	Lerandas Cook	Springfield Southeast	22:35	7:32
397	378	Caleb Johnson	Heyworth	23:28	7:49
398	379	Matt Butcher	Rochester	23:38	7:53

□

Top of Page

2007 Notre Dame Invitational Boys Varsity Team Results.

1. Naperville North
6 11 20 25 44 (52) (73) = 106
Gibson, Newman, McWilliams, Herbert, Boyer, Cusack, Guthrie
2. Palatine
4 21 24 27 34 (40) (54) = 110
Smody, O'Brien, Bernardo, Lopez, Bollman, Mourousias, Kwak
3. John Hersey
2 7 23 50 61 (91) (104) = 143
Havel, Wisser, Stanton, Tisza, Cwiok, Zielke, Johansen
4. Lyons Township

- 14 15 26 33 66 (68)(112) = 154
Keeler, Janusek, Kehoe, Hostettler, Lyons, Stephens, Carrano
5. Schaumburg
16 19 32 51 60 (98)(172) = 178
Rutz, Lesiweicz, Seimetz, Allman, Burkhardt, McNamara, Penev
6. Carl Sandburg
8 13 39 56 64 (74)(105) = 180
Dahleen, Marbach, Meyer, McNicholas, Hevel, Puckett, O'Flaherty
7. Pleasant Valley
12 22 29 31 111 (133)(154) = 205
Allbaugh, Irwin, O'Brien, Paul, Hemming, Rubins, Bozman
8. Downers Grove North
17 37 63 83 92 (94)(166) = 292
Silver, Silver, Phistry, Brower, Lifson, Malik, Lambert
9. Wheaton Warrenville South
28 30 65 82 88 (132)(146) = 293
Peck, Casa, Haggerty, Mc Hale, Mitchell, Smejkal, Zack
10. Stagg
18 36 41 113 143 (277) = 351
Bohne, Davey, Sustersic, McDonnell, Pathy, Wolz
11. Brother Rice
10 70 86 95 103 (136)(145) = 364
Eber, Glavas, Hasty, Marbach, Janet, Currier, Hermann
12. York
49 57 62 72 149 (151)(160) = 389
Herbert, Pollastrini, McCracken, Way, Macnider, Donohoe, Johnson
13. Deerfield
9 79 101 107 118 (222)(232) = 414
Friedlander, Sullivan, Roman, Malmed, Channon, Wylie, Youshaei
14. Limestone
1 55 90 116 184 (188)(233) = 446
Holmes, Lueken, Williams, Barber, McKinney, Swanson, Reynolds
15. Glenbard North
67 75 89 96 121 (153)(261) = 448
Matuszak, Bates, Lustgarten, Abell, Sprague, Schwab, Farley
16. Oswego
48 69 87 114 158 (167)(239) = 476
Garcia, Gatlin, Wiseman, Fish, Hopkins, Hiemenz, Lach
17. Lake Park
71 77 85 106 159 (174)(265) = 498
Watson, Fergus, Rummelhart, Bates, Della Penna, Griffiths, Ostrowski
18. Springfield Sacred Heart
45 78 117 128 170 (209)(285) = 538
Frank, McMahon, Ryan, McMahon, Ryan, Fanning, Wolfson
19. Springfield High
43 46 93 139 217 (284) = 538
Walwer, Osborne, Brown, Morse, Stewart, McLendon
20. Normal West
35 100 119 140 165 (211)(230) = 559
Kaufmann, Baer, Rupard, Basting, Ross, Basting, Tarmann
21. Lincoln-Way East
3 5 137 138 279 = 562
Troester, Scott-Stirn, O'Brien, Hearne, Fimek
22. Oak Park/River Forest
102 109 110 152 156 (180)(245) = 629
McCarey, Keating, Granholm, Binns, Black, Hague, Patterson

23. Quincy
42 163 164 168 169 (195)(268) = 706
Amarillas, Henaifesh, Bordewick, Henaifesh, Eling, Henaifesh,
Clarkson
24. Highland Park
53 134 161 181 207 (218)(254) = 736
Krauss, Ruiz, Hersh, Atkins, Menke, Bean, Donian
25. Lane Tech
80 124 144 162 227 (252) = 737
Haji, Sanchez, Terrazas, Frayn, Rodriguez, Gallardo
26. East Peoria
81 120 123 205 229 (303) = 758
Leiby, Leiby, Gill, Morrison, Brown, Kingsland
27. Andrew
47 186 192 204 224 (260)(267) = 853
Rychel, Darling, Tholl, Scott, Linhart, Kluchki, Serafino
28. Mahomet-Seymour
59 99 201 266 269 (270)(373) = 894
Mahaffey, Beck, Kinkelaar, Roberts, Bucker, Kumler, Thoren
29. Marist Chicago
38 175 182 249 283 (300)(310) = 927
Dehlin, Mulhausen, Germino, Mulhausen, Dubois, Mejicano,
Enright
30. Northridge Prep
76 173 214 228 243 (291)(345) = 934
Puschautz, Walsh, Betz, Holohan, Knapp, Badya, Schickel
31. Bartlett
126 179 189 200 251 (292)(293) = 945
Zambetti, Brhel, Rachford, Gonzalez, Gray, Ziemke, Johnson
32. Morton
147 177 208 215 237 (264)(316) = 984
Bulster, Nicholas, Bulster, Morales, Vicente, Solcas, Lopez
33. Lake Zurich
58 84 253 299 301 (309)(326) = 995
Stott, Perez, Paulus, Burke, McGuinness, Schofield, Johnson
34. Wheaton Academy
108 176 185 259 276 (313) = 1004
Derenzo, Heidlauf, Smith, Derenzo, Weinstein, Euler
35. Joliet Township
97 142 248 256 263 (282)(321) = 1006
Tschida, Scheuber, Morrissette, Oldham, Bernal, McCombs,
Gratzke
36. Main West
115 190 202 244 272 (339) = 1023
Katamay, Norman, Potempa, Sloma, Milham, Chavez
37. Normal Community
129 155 241 250 289 (294)(306) = 1064
Patti, Campbell, Miskulin, Adams, Lemke, Costello, Young
38. Glenwood
127 131 255 273 288 (297) = 1074
Staley, Aydt, Fain, Anderson, Gray, Enteman
39. Glenbard South
125 178 196 247 330 (344) = 1076
Miller, Rice, Kozurek, Soderberg, Tykvart, Burdick
40. Plainfield South
157 210 225 226 304 = 1122
Maki, Gutierrez, Bores, Waldvogel, Ryan
41. Carlinville

- 171 199 203 257 331 (356) = 1161
Delaney, Davis, Viano, Reid, Sottoriva, Link
42. West Chicago
130 198 216 295 327 = 1166
Muzzy, Mateas, Mateas, Musick, Miller
43. Lincoln Park
141 206 238 278 341 (361) = 1204
Schnake, Mattingly, Cetera, Schnake, Santos, Rundquist
44. St. Joseph-Ogden
197 236 240 274 286 (354) = 1233
Baker, Ford, Nix, Allison, Starr, White
45. Oregon
187 219 246 262 329 (363) = 1243
Florin, Baker, Brown, Rodgers, Thomas, Smidt
46. Peoria Notre Dame
135 191 296 318 324 (328)(350) = 1264
Bangert, Gilbert, Carman, Cummings, Pesely, Doll, Newlin
47. Rantoul
183 221 258 298 314 (335)(351) = 1274
Millar, Chris, Holmes, Cole, Palmer, Henkelman, Snyder
48. Porta
194 220 275 281 305 (317)(323) = 1275
Stephenson, Dirks, Herbert, Bayless, Kuhn, Spath, Bliven
49. Rochester
122 148 307 352 379 = 1308
Shunk, Thompson, Owens, Hopwood, Butcher
50. Joliet Catholic Academy
150 271 280 312 332 (369) = 1345
Tully, Judge, Rocheleau, Lemke, Depasqua, Armand
51. Danville
231 242 287 302 325 (343) = 1387
Sisson, Ammermann, Bivens, Reddy, Hardy, Huber
52. Nazareth Academy
193 213 347 360 364 (366) = 1477
Tiernen, Smith, Lee, Patel, Dinon, Dinon
53. Washington
223 308 322 342 357 (371)(372) = 1552
Deatherage, Tookey, Kupferschid, Vallosio, Schrock, Hibbard,
High
54. Springfield Southeast
212 319 336 355 374 (375)(377) = 1596
Burnes, Michaud, Kalaskie, Ros, Kincaid, McIntyre, Cook
55. Heyworth
235 290 349 358 370 (378) = 1602
Kingery, Bonnell, Kingery, Milton, Kilhoffer, Johnson
56. Pleasant Plains
234 320 359 367 368 (376) = 1648
Gnuse, Kassing, Beckner, Boehme, Livingston, Grove
57. Elmwood Park
311 333 334 337 338 = 1653
Loerzel, Castro, Bednarczyk, Remele, Cano
58. St. Thomas More
315 340 346 348 353 (362)(365) = 1702
Rose, Wszalek, Telthorst, Crosby, Zielenski, Feeney, Prudhomme

2007 Palatine Invitational

September 22, 2007
Boys Freshman
2.5 miles

FINAL TEAM STANDINGS:

Place	School	Score	Scoring Places
1	Centerville	62	3, 4, 8, 12, 35, 54, 58
2	York	79	2, 13, 15, 17, 32, 41, 53
3	Lyons Township	80	1, 6, 22, 23, 28, 30, 52
4	Palatine	100	16, 18, 19, 20, 27, 33, 43
5	Hersey	164	9, 11, 25, 37, 82, 102, 120
6	Barrington	233	34, 40, 42, 51, 66, 67, 85
7	Loyola Academy	274	29, 38, 63, 64, 80, 107, 123
8	Dundee Crown	276	5, 44, 69, 77, 81, 84, 110
9	St. Charles East	278	7, 14, 62, 74, 121, 124
10	Crystal Lake Central	285	31, 36, 45, 65, 108
11	Maine South	294	10, 56, 68, 72, 88, 90, 96
12	Maine West	300	24, 39, 70, 76, 91, 109, 114
13	Vernon Hills	367	21, 46, 79, 93, 128, 143
14	Sandburg	375	48, 61, 75, 94, 97, 138
15	Fenton	387	26, 49, 92, 95, 125, 134, 141
16	Cary Grove	396	55, 73, 83, 87, 98, 101, 106
17	Fremd	412	50, 57, 86, 104, 115, 127, 135
18	Libertyville	424	59, 60, 89, 105, 111, 116, 117
19	Lake Zurich	509	47, 112, 113, 118, 119
20	Hononegah	549	78, 99, 100, 133, 139
21	Lake Forest	578	71, 122, 126, 129, 130, 137, 140
22	St. Patrick	644	103, 131, 132, 136, 142
23	Carmel	No Score	- Had only 4 finishers
24	Elgin	No Score	- Had only 0 finishers
25	Homewood-Flossmoor	No Score	- Had only 2 finishers
26	McHenry	No Score	- Had only 4 finishers
27	Mundelein	No Score	- Had only 4 finishers
28	Prairie Ridge	No Score	- Had only 4 finishers
29	St. Charles North	No Score	- Had only 3 finishers

Program (C) 1985-2007 Fred Kreppert, Yorkville, IL (630) 882-2364 fred@kompusport.com
Results by Kreppert Kompusport Software, Yorkville, IL http://www.kompusport.com

2007 Palatine Invitational

September 22, 2007
Boys Freshman
2.5 miles

FINAL TEAM STANDINGS: (by total team time)

Place	School	Score	Avg	Diff	Scoring Times
1	Centerville	67:24	13:29	0:52	13:13, 13:14, 13:24, 13:28, 14:05, 14:31
2	York	67:44	13:33	0:56	13:06, 13:29, 13:33, 13:34, 14:02, 14:15
3	Lyons Township	67:57	13:35	0:52	13:03, 13:21, 13:48, 13:50, 13:55, 14:01
4	Palatine	68:42	13:44	0:21	13:33, 13:42, 13:46, 13:47, 13:54, 14:03
5	Hersey	69:58	13:60	1:45	13:25, 13:27, 13:50, 14:06, 15:10, 15:45
6	Barrington	71:46	14:21	0:47	14:03, 14:10, 14:17, 14:26, 14:50, 14:50
7	Loyola Academy	72:44	14:33	1:07	14:01, 14:07, 14:44, 14:44, 15:08, 15:50
8	Dundee Crown	72:48	14:34	1:50	13:19, 14:19, 14:54, 15:07, 15:09, 15:12
9	Crystal Lake Central	73:08	14:38	1:49	14:02, 14:05, 14:22, 14:48, 15:51
10	Maine South	73:10	14:38	1:55	13:27, 14:32, 14:51, 14:58, 15:22, 15:27
11	St. Charles East	73:16	14:39	3:11	13:24, 13:32, 14:42, 15:03, 16:35, 16:42
12	Maine West	73:30	14:42	1:41	13:50, 14:08, 14:57, 15:04, 15:31, 15:51
13	Sandburg	75:28	15:06	1:16	14:25, 14:40, 15:04, 15:38, 15:41, 18:28
14	Cary Grove	75:46	15:09	1:10	14:31, 15:01, 15:11, 15:22, 15:41, 15:43
15	Vernon Hills	75:53	15:11	3:12	13:48, 14:23, 15:07, 15:35, 17:00, 19:16
16	Fremd	76:13	15:15	1:40	14:26, 14:33, 15:19, 15:49, 16:06, 16:59
17	Fenton	76:17	15:15	2:56	13:53, 14:25, 15:32, 15:38, 16:49, 17:43
18	Libertyville	76:26	15:17	1:24	14:36, 14:37, 15:24, 15:49, 16:00, 16:14
19	Lake Zurich	79:22	15:52	2:07	14:24, 16:02, 16:03, 16:22, 16:31
20	Lake Forest	82:32	16:30	2:06	14:58, 16:37, 16:52, 17:01, 17:04, 18:18
21	Hononegah	82:51	16:34	3:31	15:07, 15:42, 15:42, 17:42, 18:38
22	St. Patrick	87:32	17:30	3:15	15:48, 17:21, 17:31, 17:49, 19:03
23	Carmel	No Score			14:07, 14:32, 16:59, 17:51
24	Elgin	No Score			
25	Homewood-Flossmoor	No Score			18:01, 18:06
26	McHenry	No Score			13:56, 14:55, 15:37, 16:15
27	Mundelein	No Score			14:20, 14:57, 16:01, 19:00
28	Prairie Ridge	No Score			16:01, 17:06, 18:00, 18:48
29	St. Charles North	No Score			14:06, 15:40, 16:12

Program (C) 1985-2007 Fred Kreppert, Yorkville, IL (630) 882-2364 fred@kompusport.com
Results by Kreppert Kompusport Software, Yorkville, IL http://www.kompusport.com

2007 Palatine Invitational

September 22, 2007

Boys Freshman

2.5 miles

RACE RESULTS

Course record is 0:12:54.2 by David Montgomery of York on Sept. 28, 2002

Place	Ovral Score	School	Name	Time
1	1	Lyons Township	Sam Telfer (Fr)	0:13:02.3
2	2	York	Jack Driggs (Fr)	0:13:05.3
3	3	Centerville	Domenic Fish (Fr)	0:13:12.5
4	4	Centerville	Nick Ruschmann (Fr)	0:13:13.4
5	5	Dundee Crown	Kirk Hanselmann (Fr)	0:13:19.1
6	6	Lyons Township	Mark Holt (Fr)	0:13:20.4
7	7	St. Charles East	Michael Rykoskey (Fr)	0:13:23.4
8	8	Centerville	Ryan Frazier (Fr)	0:13:24.0
9	9	Hersey	Ryan O'Donnell (Fr)	0:13:24.5
10	10	Maine South	David Eckhart (Fr)	0:13:26.5
11	11	Hersey	Brian Havel (Fr)	0:13:27.0
12	12	Centerville	Austin Gregory (Fr)	0:13:27.5
13	13	York	Ron Hedman (Fr)	0:13:29.0
14	14	St. Charles East	Erick Grathoff (Fr)	0:13:31.6
15	15	York	Nick Gornick (Fr)	0:13:32.1
16	16	Palatine	A.J. Laskowske (Fr)	0:13:32.9
17	17	York	Tom Hedman (Fr)	0:13:34.0
18	18	Palatine	Erik Bethke (Fr)	0:13:41.3
19	19	Palatine	Reuben Frey (Fr)	0:13:45.9
20	20	Palatine	Matt Baumgartner (Fr)	0:13:46.6
21	21	Vernon Hills	Thom Flynn (Fr)	0:13:47.4
22	22	Lyons Township	Connor Francis (Fr)	0:13:47.9
23	23	Lyons Township	Patrick Mohan (Fr)	0:13:49.1
24	24	Maine West	Tim Bugajsky (Fr)	0:13:49.6
25	25	Hersey	Steve Tuburgen (Fr)	0:13:50.1
26	26	Fenton	Rob Howe (Fr)	0:13:52.7
27	27	Palatine	Lucas Roehrborn (Fr)	0:13:53.3
28	28	Lyons Township	Chris Pilipiszyn (Fr)	0:13:54.3
29		McHenry	Rocco Zaccagnini (Fr)	0:13:56.0
30	29	Loyola Academy	Mac Ford (Fr)	0:14:00.6
31	30	Lyons Township	Eddie Farrell (Fr)	0:14:01.1
32	31	Crystal Lake Central	Sirridge Chris (Fr)	0:14:01.5
33	32	York	Andrew Way (Fr)	0:14:01.9
34	33	Palatine	Sam Kwak (Fr)	0:14:02.4
35	34	Barrington	Josh Nordman (Fr)	0:14:02.8
36	35	Centerville	Bryan Mott (Fr)	0:14:04.4
37	36	Crystal Lake Central	Sterchi Conner (Fr)	0:14:04.8
38		St. Charles North	Kevin Moore (Fr)	0:14:05.6
39	37	Hersey	Jordan Connor (Fr)	0:14:06.0
40	38	Loyola Academy	Andy Fausone (Fr)	0:14:06.4
41		Carmel	Sam Crowley (Fr)	0:14:07.0
42	39	Maine West	Ryan Magnoni (Fr)	0:14:07.8
43	40	Barrington	Dan Durband (Fr)	0:14:09.6
44	41	York	Matt Simo (Fr)	0:14:14.6
45	42	Barrington	Karl Eiring (Fr)	0:14:16.7

2007 Palatine Invitational

September 22, 2007

Boys Freshman

2.5 miles

RACE RESULTS (cont.)

Course record is 0:12:54.2 by David Montgomery of York on Sept. 28, 2002

Place	Ovral Score	School	Name	Time
46	43	Palatine	Zach Gates (Fr)	0:14:17.2
47		Palatine	William Allen (Fr)	0:14:18.2
48	44	Dundee Crown	Ryan Smith (Fr)	0:14:18.8
49		Mundelein	Julian Deguzman (Fr)	0:14:20.1
50	45	Crystal Lake Central	Peters Elias (Fr)	0:14:21.6
51	46	Vernon Hills	Nick Garpow (Fr)	0:14:22.2
52	47	Lake Zurich	Shawn Picha (Fr)	0:14:23.2
53	48	Sandburg	Alex Kordas (Fr)	0:14:24.3
54	49	Fenton	Michael Harkins (Fr)	0:14:24.8
55	50	Fremd	Andrew Mack (Fr)	0:14:25.4
56	51	Barrington	Kyle Dockery (Fr)	0:14:25.8
57	52	Lyons Township	Michael Kokoris (Fr)	0:14:29.6
58	53	York	Tim Cooney (Fr)	0:14:30.0
59	54	Centerville	Joey Berling (Fr)	0:14:30.4
60	55	Cary Grove	William Jarnebro (Fr)	0:14:30.8
61	56	Maine South	Kevin Morrisroe (Fr)	0:14:31.2
62		Carmel	Jimmy Heid (Fr)	0:14:31.7
63		York	Jason Goluszka (Fr)	0:14:32.2
64	57	Fremd	Matthew Smaga (Fr)	0:14:33.1
65	58	Centerville	Mason Davis (Fr)	0:14:35.5
66	59	Libertyville	Nick Young (Fr)	0:14:36.1
67		York	Matt Helm (Fr)	0:14:36.5
68	60	Libertyville	Tony Filipo (Fr)	0:14:36.9
69	61	Sandburg	Ryan Duffly (Fr)	0:14:39.5
70	62	St. Charles East	Kevin Earl (Fr)	0:14:42.0
71	63	Loyola Academy	Matt Sullivan (Fr)	0:14:43.4
72	64	Loyola Academy	Dylan Cooper (Fr)	0:14:44.1
73		Lyons Township	Tim Pollard (Fr)	0:14:45.2
74		Lyons Township	Tj McCabe (Fr)	0:14:45.9
75	65	Crystal Lake Central	Vuglar Brent (Fr)	0:14:47.7
76		Palatine	Erik Kuerschner (Fr)	0:14:48.8
77	66	Barrington	Andrew Foley (Fr)	0:14:49.1
78	67	Barrington	Jon Catlin (So)	0:14:49.5
79	68	Maine South	Mike Taylor (Fr)	0:14:50.9
80	69	Dundee Crown	Will Goldberg (Fr)	0:14:53.4
81		Centerville	Alex Duibley (Fr)	0:14:53.8
82		McHenry	Nick Grove (Fr)	0:14:55.1
83	70	Maine West	James Stein (Fr)	0:14:56.2
84		Mundelein	Brandon Glaster (Fr)	0:14:57.1
85	71	Lake Forest	Connor Doherty (Fr)	0:14:57.4
86	72	Maine South	Eric Gowlovech (Fr)	0:14:58.1
87		Lyons Township	Jack Windmoeller (Fr)	0:14:59.2
88		York	Mark Roszel (Fr)	0:14:59.8
89		York	Carson Howard (Fr)	0:15:00.2
90	73	Cary Grove	Joey Biegel (Fr)	0:15:00.5

2007 Palatine Invitational

September 22, 2007

Boys Freshman

2.5 miles

RACE RESULTS (cont.)

Course record is 0:12:54.2 by David Montgomery of York on Sept. 28, 2002

Place		School	Name	Time
Ovral	Score			
91	74	St. Charles East	Josh Carnell (Fr)	0:15:02.8
92	75	Sandburg	Jack Flaherty (Fr)	0:15:03.2
93		Centerville	Ben Cook (Fr)	0:15:03.6
94	76	Maine West	Ken Alfares (Fr)	0:15:04.0
95	77	Dundee Crown	Dylan McCarthy (Fr)	0:15:06.2
96	78	Hononegah	Andrew Johnson (Fr)	0:15:06.6
97	79	Vernon Hills	Bill Lee (Fr)	0:15:07.0
98	80	Loyola Academy	Brendan Fleitas (Fr)	0:15:07.9
99	81	Dundee Crown	Alex Thompson (Fr)	0:15:09.0
100	82	Hersey	Nick Kellerhals (Fr)	0:15:09.6
101	83	Cary Grove	Scott Sigsworth (Fr)	0:15:10.2
102	84	Dundee Crown	Mike Rice (Fr)	0:15:11.5
103		York	Ben Taska (Fr)	0:15:13.6
104	85	Barrington	Ryan Tsaio (Fr)	0:15:17.1
105	86	Fremd	David Vorick (Fr)	0:15:18.4
106	87	Cary Grove	Chris Henk (Fr)	0:15:21.3
107	88	Maine South	Luke Rossi (Fr)	0:15:21.9
108		Lyons Township	Adam Smith (Fr)	0:15:22.3
109		York	Kyle Blank (Fr)	0:15:22.8
110	89	Libertyville	Richard Vachula (Fr)	0:15:23.8
111		Palatine	Kelen Snowden (Fr)	0:15:25.1
112	90	Maine South	Curt Cudnowski (Fr)	0:15:26.3
113		Palatine	Jacob Alberti (Fr)	0:15:27.2
114		York	Adam Varnas (Fr)	0:15:27.7
115		Barrington	Pat Mangan (Fr)	0:15:30.2
116		Lyons Township	Danny Yocius (Fr)	0:15:30.6
117	91	Maine West	Dan Brissette (Fr)	0:15:31.1
118	92	Fenton	Charles Nutley (Fr)	0:15:31.6
119	93	Vernon Hills	James Baek (Fr)	0:15:34.3
120		Lyons Township	John Stewart (Fr)	0:15:34.8
121		Lyons Township	Dylan Fiedler (Fr)	0:15:36.0
122		McHenry	Julian Senn-Raemont (Fr)	0:15:36.8
123		Lyons Township	Glenn Covey (Fr)	0:15:37.2
124	94	Sandburg	Danny DeWolf (Fr)	0:15:37.6
125	95	Fenton	Adrian Castillo (Fr)	0:15:38.0
126	96	Maine South	Dan Mazza (Fr)	0:15:39.0
127		St. Charles North	Graham Bultema (Fr)	0:15:39.8
128		York	Ben Villareal (Fr)	0:15:40.1
129	97	Sandburg	Jordan Ondrus (Fr)	0:15:40.5
130	98	Cary Grove	Ryan Peterson (Fr)	0:15:41.1
131	99	Hononegah	Cody Anderson (Fr)	0:15:41.5
132	100	Hononegah	Ben Meyer (Fr)	0:15:42.0
133	101	Cary Grove	Danny Leisten (Fr)	0:15:43.0
134		Palatine	Zach Benzo (Fr)	0:15:43.4
135	102	Hersey	Tyler Muench (Fr)	0:15:45.1

2007 Palatine Invitational

September 22, 2007

Boys Freshman

2.5 miles

RACE RESULTS (cont.)

Course record is 0:12:54.2 by David Montgomery of York on Sept. 28, 2002

Place			
Overall Score	School	Name	Time
136	Barrington	Ryan Graves (Fr)	0:15:45.7
137	Lyons Township	Chris Acker (Fr)	0:15:46.3
138	103 St. Patrick	Eddie Stypka (Fr)	0:15:47.8
139	104 Fremd	Alexander Spriggs (Fr)	0:15:48.3
140	105 Libertyville	Roger Michaelides (Fr)	0:15:48.8
141	106 Cary Grove	Niko Pesek (Fr)	0:15:49.3
142	107 Loyola Academy	Danny Sheridan (Fr)	0:15:49.7
143	108 Crystal Lake Central	DellMaria Bo (Fr)	0:15:50.2
144	109 Maine West	Parker Stephenson (Fr)	0:15:50.7
145	Barrington	Cole Stott (Fr)	0:15:52.0
146	Maine South	Brian Polston (Fr)	0:15:53.6
147	110 Dundee Crown	Allen Ahlemeyer (Fr)	0:15:56.5
148	Barrington	Matt Kleinjan (Fr)	0:15:58.1
149	Lyons Township	Dan Zehe (Fr)	0:15:58.5
150	Barrington	Kevin Crall (Fr)	0:15:58.9
151	111 Libertyville	Tyler Loesch (Fr)	0:15:59.5
152	York	Andrew Thoele (Fr)	0:15:59.9
153	Prairie Ridge	Andrew Mann (Fr)	0:16:00.3
154	Mundelein	Tom Everding (Fr)	0:16:00.8
155	112 Lake Zurich	Chris Smith (Fr)	0:16:01.7
156	113 Lake Zurich	Pat Minossora (Fr)	0:16:02.4
157	114 Maine West	Tyler Holzworth (Fr)	0:16:04.7
158	115 Fremd	Katsuya Washido (Fr)	0:16:05.8
159	York	Ryan Hinchley (Fr)	0:16:06.3
160	Lyons Township	Benjamin Okkema (Fr)	0:16:07.1
161	Maine South	Zach Edsey (Fr)	0:16:08.4
162	Maine West	Randy Ritzema (Fr)	0:16:09.2
163	St. Charles North	Tyler Hines (Fr)	0:16:11.5
164	Maine South	Erik Thorsen (Fr)	0:16:13.4
165	116 Libertyville	Alex Katz (Fr)	0:16:13.9
166	McHenry	Cameron Warner (Fr)	0:16:14.7
167	Maine South	Joe Taddeo (Fr)	0:16:15.3
168	Lyons Township	Nelson Ig (Fr)	0:16:17.9
169	117 Libertyville	Simon Jensen (Fr)	0:16:18.4
170	118 Lake Zurich	Andrew Lulis (Fr)	0:16:21.5
171	Lyons Township	Nick Dentamaro (Fr)	0:16:22.5
172	York	Kyle Leone (Fr)	0:16:22.8
173	Dundee Crown	Gustavo Jacobo (Fr)	0:16:23.3
174	Maine South	Kevin Obrzut (Fr)	0:16:26.3
175	119 Lake Zurich	Stephen Brown (Fr)	0:16:30.3
176	York	Andrew Berryman (Fr)	0:16:31.2
177	Libertyville	Tim Dworkin (Fr)	0:16:31.8
178	120 Hersey	Josh Simmons (Fr)	0:16:33.5
179	121 St. Charles East	Tyler Clark (Fr)	0:16:34.8
180	122 Lake Forest	Steven Papastefan (Fr)	0:16:36.3

2007 Palatine Invitational

September 22, 2007

Boys Freshman

2.5 miles

RACE RESULTS (cont.)

Course record is 0:12:54.2 by David Montgomery of York on Sept. 28, 2002

Place	Ovral Score	School	Name	Time
181	123	Loyola Academy	Robbie Kus (Fr)	0:16:36.7
182		Dundee Crown	Andrew Blonksi (Fr)	0:16:37.2
183		Lyons Township	Connor McCormack (Fr)	0:16:39.4
184		Maine West	Haider Sheikh (Fr)	0:16:40.7
185	124	St. Charles East	Michael Murtaugh (Fr)	0:16:41.5
186		Lyons Township	Spencer Durland (Fr)	0:16:42.1
187		Libertyville	Soumya Gosh (Fr)	0:16:47.2
188	125	Fenton	Trevor Gillum (Fr)	0:16:48.3
189		Lyons Township	Eric Anzelone (Fr)	0:16:48.7
190		Barrington	Arun Jayaraman (Fr)	0:16:49.3
191	126	Lake Forest	Zachary Tan (Fr)	0:16:51.8
192		York	Marcus Loffredo (Fr)	0:16:55.6
193	127	Fremd	Kevin D'Souza (Fr)	0:16:58.3
194		Carmel	John Busse (Fr)	0:16:58.7
195	128	Vernon Hills	Matt Langer (Fr)	0:16:59.3
196		Maine South	Erik Carlson (Fr)	0:16:59.9
197	129	Lake Forest	Brett Peters (Fr)	0:17:00.5
198		Cary Grove	Matt Lodge (Fr)	0:17:02.2
199		Loyola Academy	Jim Lakowski (Fr)	0:17:02.6
200		Hersey	Kevin McCartan (Fr)	0:17:03.1
201		York	Eric Nerison (Fr)	0:17:03.6
202	130	Lake Forest	Marc Spehlmann (Fr)	0:17:04.1
203		Maine South	Mike Unti (Fr)	0:17:04.6
204		Prairie Ridge	Blake Davenport (Fr)	0:17:06.0
205		York	Kevin Joseph (Fr)	0:17:06.6
206		Maine West	Eli Roco (Fr)	0:17:17.8
207	131	St. Patrick	Nick Hizel (Fr)	0:17:20.8
208		Hersey	Eric Adams (Fr)	0:17:21.3
209		Maine West	Jeff Horn (Fr)	0:17:24.0
210		Hersey	John Anfenson (Fr)	0:17:25.3
211		Lyons Township	Harrison Reeder (Fr)	0:17:26.0
212		Barrington	Alec Oban (Fr)	0:17:27.1
213	132	St. Patrick	Steve Santiago (Fr)	0:17:30.5
214		Lyons Township	Adam Brown (Fr)	0:17:32.5
215		Maine South	Viktor Lackajs (Fr)	0:17:33.3
216		Lyons Township	Luke Goyer (Fr)	0:17:34.1
217		York	Pat Oliver (Fr)	0:17:35.1
218		Maine South	Pat Cummins (Fr)	0:17:35.6
219		Maine South	Tom Kolligriu (Fr)	0:17:36.0
220		York	Paul Mason (Fr)	0:17:37.2
221		Dundee Crown	Kevin Nellessen (Fr)	0:17:39.3
222	133	Hononegah	Andrew Davis (Fr)	0:17:41.8
223	134	Fenton	Gragory Spasacio (Fr)	0:17:42.8
224		York	Chris Scudder (Fr)	0:17:43.3
225	135	Fremd	Michael Dirkes (Fr)	0:17:45.5

2007 Palatine Invitational

September 22, 2007

Boys Freshman

2.5 miles

RACE RESULTS (cont.)

Course record is 0:12:54.2 by David Montgomery of York on Sept. 28, 2002

Place			
Overall Score	School	Name	Time
226	Dundee Crown	Dan Broderson (Fr)	0:17:46.1
227	Maine South	Lou Dolphin (Fr)	0:17:48.0
228	136 St. Patrick	Jon Inthavong (Fr)	0:17:49.1
229	Carmel	Brian Waldron (Fr)	0:17:50.4
230	Maine South	Brandon Ng (Fr)	0:17:51.9
231	Maine South	Greg Banek (Fr)	0:17:54.2
232	Maine South	Sean Yunker (Fr)	0:17:54.7
233	Cary Grove	William Spiewak (Fr)	0:17:57.0
234	Prairie Ridge	Nick Urick (Fr)	0:17:59.4
235	Maine South	Pat Ruane (Fr)	0:18:00.3
236	Homewood-Flossmoor	Connor Jennings (Fr)	0:18:01.0
237	Fremd	Connor McGuire (Fr)	0:18:02.8
238	Maine South	Marty Downes (Fr)	0:18:03.2
239	York	Kevin Hobbs (Fr)	0:18:05.1
240	Homewood-Flossmoor	Jeremiah Ross (Fr)	0:18:06.0
241	Barrington	Harrison Cho (Fr)	0:18:07.1
242	Dundee Crown	Ryan Banaszak (Fr)	0:18:14.5
243	137 Lake Forest	Matthew Terry (Fr)	0:18:17.9
244	Maine South	Jimmy Armstrong (Fr)	0:18:18.3
245	Lyons Township	Michael Johnson (Fr)	0:18:19.5
246	York	David Oommen (Fr)	0:18:21.9
247	Maine West	Devon Daniels (Fr)	0:18:22.4
248	Lyons Township	Andrew Stables (Fr)	0:18:24.6
249	138 Sandburg	Tyler Guzinski (Fr)	0:18:27.4
250	Maine South	Dominic Guida (Fr)	0:18:30.5
251	Maine South	Matt Uchwat (Fr)	0:18:37.5
252	139 Hononegah	David Sheriff (Fr)	0:18:38.0
253	Loyola Academy	David Wisdom (Fr)	0:18:42.3
254	Prairie Ridge	Mac Matza (Fr)	0:18:48.0
255	140 Lake Forest	Christian Neumeister (Fr)	0:18:49.5
256	Lake Forest	James Morrow (Fr)	0:18:50.5
257	Maine West	Edwin John (Fr)	0:18:52.8
258	York	Andre Teleron (Fr)	0:18:54.3
259	Lyons Township	Kenny Dinno (Fr)	0:18:54.8
260	Mundelein	Connor Boike (Fr)	0:18:59.9
261	141 Fenton	Jeff Campagnolo (Fr)	0:19:01.1
262	142 St. Patrick	Angel Ortiz (Fr)	0:19:02.3
263	York	Paul Nero (Fr)	0:19:10.9
264	143 Vernon Hills	Brian Kim (Fr)	0:19:15.4
265	York	John Rafferty (Fr)	0:19:41.4
266	Lyons Township	Thomas Scott (Fr)	0:19:42.3
267	Maine West	Kishen Patel (Fr)	0:19:45.6
268	Fenton	David Carroll (Fr)	0:20:16.2
269	York	Mohammed Rhaman (Fr)	0:20:20.5
270	Libertyville	Collin Haraden (Fr)	0:20:29.2

2007 Palatine Invitational

September 22, 2007
Boys Sophomore
3.0 miles

FINAL TEAM STANDINGS:

Place	School	Score	Scoring Places						
1	Dundee Crown	53	2,	7,	9,	13,	22,	34,	108
2	York	89	3,	4,	11,	30,	41,	56,	58
3	Cary Grove	163	1,	18,	28,	37,	79,	87,	100
4	St. Charles North	170	12,	20,	23,	51,	64,	74,	116
5	Lyons Township	171	5,	16,	17,	62,	71,	101,	110
6	Prairie Ridge	210	21,	42,	44,	48,	55,	59,	92
7	Lake Forest	213	26,	27,	33,	60,	67,	77,	90
8	St. Charles East	217	24,	31,	39,	54,	69,	78,	104
9	Palatine	251	43,	46,	47,	52,	63,	65,	93
10	Sandburg	258	45,	49,	50,	53,	61,	66,	72
11	Barrington	292	6,	57,	70,	76,	83,	85,	94
12	Hononegah	294	10,	15,	75,	82,	112,	119,	122
13	Maine South	303	8,	14,	68,	106,	107,	126,	127
14	Loyola Academy	324	19,	40,	84,	86,	95,	96,	105
15	Maine West	384	32,	35,	36,	140,	141		
16	Fremd	458	38,	81,	99,	115,	125,	136,	142
17	Hersey	510	29,	88,	121,	133,	139		
18	Vernon Hills	535	73,	91,	113,	114,	144		
19	Libertyville	540	25,	124,	128,	131,	132,	134,	137
20	Elgin	554	80,	89,	117,	130,	138		
21	Lake Zurich	561	98,	109,	111,	120,	123,	129,	135
22	Fenton	563	97,	102,	103,	118,	143		
23	Carmel	No Score	- Had only 3 finishers						
24	Centerville	No Score	- Had only 0 finishers						
25	Crystal Lake Central	No Score	- Had only 0 finishers						
26	Homewood-Flossmoor	No Score	- Had only 3 finishers						
27	McHenry	No Score	- Had only 2 finishers						
28	Mundelein	No Score	- Had only 2 finishers						
29	St. Patrick	No Score	- Had only 1 finisher						

Program (C) 1985-2007 Fred Kreppert, Yorkville, IL (630) 882-2364 fred@kompusport.com
Results by Kreppert Kompusport Software, Yorkville, IL http://www.kompusport.com

2007 Palatine Invitational

September 22, 2007
Boys Sophmore
3.0 miles

FINAL TEAM STANDINGS: (by total team time)

Place	School	Score	Avg	Diff	Scoring Times
1	Dundee Crown	79:38	15:56	1:03	15:16, 15:57, 16:00, 16:06, 16:19, 16:29
2	York	80:17	16:03	1:07	15:34, 15:35, 16:03, 16:24, 16:41, 16:56
3	Cary Grove	81:29	16:18	2:23	14:56, 16:15, 16:23, 16:36, 17:19, 17:30
4	Lyons Township	82:14	16:27	1:20	15:49, 16:07, 16:08, 17:01, 17:09, 17:50
5	St. Charles North	82:34	16:31	0:58	16:04, 16:18, 16:19, 16:51, 17:02, 17:11
6	Lake Forest	83:16	16:39	0:43	16:21, 16:23, 16:28, 17:00, 17:04, 17:15
7	St. Charles East	83:26	16:41	0:47	16:20, 16:25, 16:40, 16:54, 17:07, 17:18
8	Prairie Ridge	83:29	16:42	0:37	16:18, 16:43, 16:45, 16:48, 16:55, 16:59
9	Palatine	84:13	16:51	0:18	16:44, 16:47, 16:47, 16:53, 17:02, 17:03
10	Sandburg	84:16	16:51	0:16	16:45, 16:48, 16:49, 16:53, 17:01, 17:03
11	Barrington	84:37	16:55	1:29	15:55, 16:57, 17:08, 17:13, 17:24, 17:27
12	Hononegah	84:56	16:59	2:11	16:02, 16:06, 17:12, 17:23, 18:13, 18:30
13	Maine South	85:08	17:02	2:02	15:58, 16:06, 17:06, 17:58, 18:00, 18:53
14	Loyola Academy	85:31	17:06	1:22	16:17, 16:40, 17:25, 17:30, 17:39, 17:40
15	Fremd	88:52	17:46	2:16	16:37, 17:21, 17:46, 18:15, 18:53, 19:35
16	Maine West	90:47	18:09	4:42	16:26, 16:32, 16:35, 20:06, 21:08
17	Lake Zurich	91:22	18:16	1:04	17:45, 18:05, 18:11, 18:32, 18:49, 19:00
18	Hersey	91:46	18:21	3:25	16:24, 17:31, 18:45, 19:17, 19:49
19	Elgin	92:04	18:25	2:23	17:20, 17:32, 18:26, 19:03, 19:43
20	Libertyville	92:28	18:30	2:50	16:21, 18:52, 18:57, 19:07, 19:11, 19:24
21	Vernon Hills	94:42	18:56	6:20	17:10, 17:34, 18:14, 18:14, 23:30
22	Fenton	95:06	19:01	5:31	17:42, 17:51, 17:53, 18:27, 23:13
23	Carmel	No Score			16:54, 18:37, 19:47
24	Centerville	No Score			
25	Crystal Lake Central	No Score			
26	Homewood-Flossmoor	No Score			16:55, 19:40, 20:29
27	McHenry	No Score			17:04, 17:16
28	Mundelein	No Score			18:48, 19:10
29	St. Patrick	No Score			18:39

Program (C) 1985-2007 Fred Kreppert, Yorkville, IL (630) 882-2364 fred@kompusport.com
Results by Kreppert Kompusport Software, Yorkville, IL http://www.kompusport.com

2007 Palatine Invitational

September 22, 2007

Boys Sophomore

3.0 miles

RACE RESULTS

Course record is 0:15:03.4 by Ryan Weber of Cary Grove on Sept. 25, 2004

Place	Ovral Score	School	Name	Time
1	1	Cary Grove	Phillip Fairleigh (So)	0:14:56.1
2	2	Dundee Crown	Anthony Manfrin (Fr)	0:15:15.8
3	3	York	Matt Schacht (So)	0:15:34.1
4	4	York	Andrew Smith (So)	0:15:34.9
5	5	Lyons Township	Mike Moore (So)	0:15:48.7
6	6	Barrington	Chris Cogswell (So)	0:15:55.1
7	7	Dundee Crown	Jon Keable (Fr)	0:15:56.3
8	8	Maine South	Sean Senf (So)	0:15:57.8
9	9	Dundee Crown	Jon Magnant (So)	0:16:00.0
10	10	Hononegah	Blake Miglin (So)	0:16:01.8
11	11	York	Khusopal Sangha (So)	0:16:02.5
12	12	St. Charles North	Peter Johnson (So)	0:16:03.7
13	13	Dundee Crown	Michael Wiechmann (So)	0:16:05.2
14	14	Maine South	Dylan Wallace (So)	0:16:05.6
15	15	Hononegah	Jacob Schoff (So)	0:16:06.0
16	16	Lyons Township	Robbie Kucera (So)	0:16:06.4
17	17	Lyons Township	Robert Deptula (So)	0:16:07.8
18	18	Cary Grove	Ryan Gustafson (So)	0:16:14.2
19	19	Loyola Academy	Jack Seeberg (So)	0:16:17.0
20	20	St. Charles North	Will Novorolsky (So)	0:16:17.3
21	21	Prairie Ridge	Matt Neubauer (So)	0:16:17.8
22	22	Dundee Crown	Nathan Prom (So)	0:16:18.2
23	23	St. Charles North	Kyle Zankowski (So)	0:16:18.6
24	24	St. Charles East	Bradley LeDuc (So)	0:16:19.2
25	25	Libertyville	Mitch Neubauer (So)	0:16:20.2
26	26	Lake Forest	Andrew Steinwold (So)	0:16:20.6
27	27	Lake Forest	Andrew Farver (So)	0:16:22.3
28	28	Cary Grove	Jason Maxwell (So)	0:16:22.8
29	29	Hersey	Sam Zielke (So)	0:16:23.3
30	30	York	Ryan Cassidy (So)	0:16:23.7
31	31	St. Charles East	Jacob Osborne (So)	0:16:25.0
32	32	Maine West	Kevin Schaefer (So)	0:16:25.5
33	33	Lake Forest	Ryan Crilly (So)	0:16:27.3
34	34	Dundee Crown	Jonathon Clark (So)	0:16:28.8
35	35	Maine West	Ogar Somo (So)	0:16:31.3
36	36	Maine West	Trevor Kelley (So)	0:16:34.7
37	37	Cary Grove	Matt Klein (So)	0:16:35.3
38	38	Fremd	Daniel Ricketts (So)	0:16:36.8
39	39	St. Charles East	Michael Faith (So)	0:16:39.6
40	40	Loyola Academy	Ryan Oberlin (So)	0:16:40.1
41	41	York	Cody Sharko (So)	0:16:40.9
42	42	Prairie Ridge	Alex Wagner (So)	0:16:42.9
43	43	Palatine	Steve Repking (So)	0:16:43.8
44	44	Prairie Ridge	Matt Tunnicliffe (So)	0:16:44.3
45	45	Sandburg	Mike Tortorelli (Fr)	0:16:44.6

2007 Palatine Invitational

September 22, 2007

Boys Sophomore

3.0 miles

RACE RESULTS (cont.)

Course record is 0:15:03.4 by Ryan Weber of Cary Grove on Sept. 25, 2004

Place	Ovral Score	School	Name	Time
46	46	Palatine	Justin Smith (So)	0:16:46.6
47	47	Palatine	Sean McCauley (So)	0:16:47.0
48	48	Prairie Ridge	Marc Diverde (Fr)	0:16:47.4
49	49	Sandburg	Sean Keane (So)	0:16:47.8
50	50	Sandburg	Jeff Perino (Jr)	0:16:49.0
51	51	St. Charles North	Aaron Sanchez (So)	0:16:50.8
52	52	Palatine	Brian Sund (So)	0:16:52.3
53	53	Sandburg	Justin McKanna (Fr)	0:16:52.6
54		Carmel	Karl Horcher (So)	0:16:53.2
55	54	St. Charles East	Dylan Kapp (So)	0:16:53.7
56		Homewood-Flossmoor	T.J. Norris (So)	0:16:54.2
57	55	Prairie Ridge	Matt Hearne (Fr)	0:16:54.7
58	56	York	Bobby Haussig (So)	0:16:56.0
59	57	Barrington	Scott Kimes (So)	0:16:56.4
60	58	York	Eddie Sach (So)	0:16:56.9
61	59	Prairie Ridge	Quinn Revak (So)	0:16:58.9
62	60	Lake Forest	Harrison Demas (So)	0:16:59.7
63	61	Sandburg	Ryan Sawyers (So)	0:17:00.7
64	62	Lyons Township	Victor Sokolovski (So)	0:17:01.0
65	63	Palatine	Ryan Wojdyla (So)	0:17:01.4
66	64	St. Charles North	Ryan Senci (Fr)	0:17:01.7
67	65	Palatine	Tirth Patel (So)	0:17:02.2
68	66	Sandburg	Chris Koutavas (So)	0:17:03.1
69	67	Lake Forest	Brian Barker (So)	0:17:03.5
70		McHenry	Nick Nalley (So)	0:17:04.0
71	68	Maine South	Nick Keenan (So)	0:17:05.8
72	69	St. Charles East	Jared Eads (So)	0:17:07.0
73	70	Barrington	Ricardo Hernandez (So)	0:17:07.9
74	71	Lyons Township	Andrew Allabastro (So)	0:17:08.3
75	72	Sandburg	Mike Brower (So)	0:17:08.8
76	73	Vernon Hills	Spencer Alexander (So)	0:17:10.0
77	74	St. Charles North	Kyle Kuczynski (So)	0:17:10.8
78	75	Hononegah	Jordan Breese (So)	0:17:11.6
79	76	Barrington	Mark Hendrickson (So)	0:17:12.9
80		Sandburg	Nick DeWolf (So)	0:17:13.7
81	77	Lake Forest	Bonamico Jacobs (Fr)	0:17:14.8
82		McHenry	Mike Martorano (So)	0:17:16.1
83	78	St. Charles East	Mark Hayes (So)	0:17:17.9
84	79	Cary Grove	Eddy Gibbons (So)	0:17:19.1
85		York	Matt Doherty (So)	0:17:19.6
86	80	Elgin	Thomas Small (So)	0:17:20.1
87	81	Fremd	Phillip Cano (So)	0:17:21.1
88	82	Hononegah	Nick Schuck (Fr)	0:17:22.8
89	83	Barrington	Adam Maxfield (So)	0:17:23.7
90	84	Loyola Academy	Clark Gapen (So)	0:17:24.8

2007 Palatine Invitational

September 22, 2007
Boys Sophomore
3.0 miles

RACE RESULTS (cont.)

Course record is 0:15:03.4 by Ryan Weber of Cary Grove on Sept. 25, 2004

Place	Ovral Score	School	Name	Time
91	85	Barrington	John Cress (So)	0:17:27.0
92		York	Byron Chen (So)	0:17:27.5
93	86	Loyola Academy	Esaias Berhe (So)	0:17:29.4
94	87	Cary Grove	Danny Hernandez (Fr)	0:17:29.9
95	88	Hersey	Carmen Moirano (So)	0:17:30.9
96	89	Elgin	Matthew Eck (Fr)	0:17:31.3
97		Sandburg	John Burch (So)	0:17:32.2
98	90	Lake Forest	Samuel Howard (So)	0:17:32.9
99	91	Vernon Hills	Andrew Thompson (So)	0:17:33.3
100	92	Prairie Ridge	John Arvanitis (So)	0:17:34.5
101	93	Palatine	Mack Murphy (So)	0:17:37.1
102	94	Barrington	Jim Deroche (So)	0:17:37.5
103		Prairie Ridge	A.J. Laska (Fr)	0:17:38.0
104	95	Loyola Academy	Sean Kelly (So)	0:17:38.8
105	96	Loyola Academy	Nick Rosen (So)	0:17:39.6
106		York	Danny Milling (So)	0:17:40.8
107	97	Fenton	Tomas Cardenas (So)	0:17:41.6
108	98	Lake Zurich	Ryan Baartmans (So)	0:17:45.0
109	99	Fremd	Douglas Mayer (So)	0:17:45.4
110		York	Eric Reisenbucklear (So)	0:17:45.9
111		Prairie Ridge	Michael Pekovitch (So)	0:17:46.3
112		Palatine	Mike Abram (So)	0:17:46.9
113	100	Cary Grove	Matt Chmiel (So)	0:17:48.2
114	101	Lyons Township	Stuart Newstat (So)	0:17:49.3
115		York	Peter Dever (So)	0:17:49.8
116	102	Fenton	Basil Huang (So)	0:17:50.7
117	103	Fenton	Marco Caliendro (So)	0:17:52.9
118		Lake Forest	Joseph Scarim (Fr)	0:17:54.1
119	104	St. Charles East	Daniel Bixler (So)	0:17:54.5
120		Prairie Ridge	Ben Chow (So)	0:17:55.1
121	105	Loyola Academy	Robert Doyle (So)	0:17:56.0
122	106	Maine South	Alex Bolin (So)	0:17:57.7
123	107	Maine South	Mike Moore (So)	0:17:59.3
124	108	Dundee Crown	Chris Sailor (So)	0:18:01.8
125		Sandburg	Paul Ocai (So)	0:18:03.5
126	109	Lake Zurich	Elliott Sepos (So)	0:18:04.5
127	110	Lyons Township	Alec Westeroff (So)	0:18:06.0
128		Sandburg	John Altman (So)	0:18:07.1
129		Sandburg	Ron Evans (So)	0:18:10.1
130	111	Lake Zurich	Tony Piecuch (So)	0:18:11.1
131	112	Hononegah	Corey Maeltzer (So)	0:18:12.8
132	113	Vernon Hills	Rick Nathaniel (So)	0:18:13.3
133	114	Vernon Hills	Steven Sprieser (So)	0:18:13.7
134	115	Fremd	Daniel Szmurlo (So)	0:18:14.3
135		Lake Forest	Thomas Beilke (So)	0:18:18.9

2007 Palatine Invitational

September 22, 2007
Boys Sophmore
3.0 miles

RACE RESULTS (cont.)

Course record is 0:15:03.4 by Ryan Weber of Cary Grove on Sept. 25, 2004

Place	Ovral Score	School	Name	Time
136	116	St. Charles North	John Georgeson (So)	0:18:23.8
137		York	David Watson (So)	0:18:25.0
138	117	Elgin	Ivan Ceballos (So)	0:18:25.9
139	118	Fenton	Michael Penicnak (So)	0:18:26.5
140		Lake Forest	Benjamin Traut (So)	0:18:27.9
141		York	Kevin Michaud (So)	0:18:28.9
142	119	Hononegah	Zach Valente (So)	0:18:30.1
143		Lake Forest	Thomas McInerney (So)	0:18:30.6
144		Lyons Township	Max Potthoff (So)	0:18:31.2
145	120	Lake Zurich	Greg Bielak (So)	0:18:31.8
146		Carmel	Chris Brzezinski (So)	0:18:37.0
147		St. Patrick	Tim Houston (So)	0:18:38.7
148		Sandburg	Eddie Butkus (So)	0:18:39.1
149		Prairie Ridge	David Petrovich (So)	0:18:39.9
150		York	Dylan Wagner (So)	0:18:43.5
151	121	Hersey	Pat Derrig (So)	0:18:44.4
152	122	Hononegah	Matt Rohrer (So)	0:18:46.1
153		Palatine	Mark Long (So)	0:18:46.5
154		St. Charles North	Stephen Zeman (So)	0:18:46.8
155		Sandburg	Kurt Marks (So)	0:18:47.2
156		Mundelein	Sung Mo (So)	0:18:47.6
157	123	Lake Zurich	Joe Kim (So)	0:18:48.1
158		Sandburg	Anthony Tyrpin (So)	0:18:48.6
159		York	Matt Psani (So)	0:18:49.6
160	124	Libertyville	Chris Marr (So)	0:18:51.6
161	125	Fremd	Jeffrey Hoerman (So)	0:18:52.5
162	126	Maine South	Tyler Clausen (So)	0:18:52.9
163		Lake Forest	John McMenamin (So)	0:18:53.3
164		Lake Forest	Michael McMenamin (So)	0:18:54.8
165	127	Maine South	Kenny Kells (So)	0:18:55.7
166		Lyons Township	Clint Piper (So)	0:18:56.1
167	128	Libertyville	Eric Bergstrom (So)	0:18:56.5
168	129	Lake Zurich	Alex Ryan (So)	0:18:59.5
169	130	Elgin	Scott Olsowski (So)	0:19:02.2
170	131	Libertyville	Ryan Burke (So)	0:19:07.1
171		Mundelein	Kevin Price (So)	0:19:09.3
172	132	Libertyville	Casey Buczkiewicz (So)	0:19:10.9
173		Palatine	Kyle McCall (So)	0:19:11.4
174		St. Charles North	Eric Stoffregen (So)	0:19:12.4
175		Palatine	Alvaro Colin (So)	0:19:12.8
176		Sandburg	Louis Debella (So)	0:19:13.8
177		York	Dan Groch (So)	0:19:15.0
178		Lake Forest	Matthew Sternberg (So)	0:19:15.9
179	133	Hersey	Dan Schnurr (So)	0:19:16.4
180		Lyons Township	Myles Emmons (So)	0:19:19.8

2007 Palatine Invitational

September 22, 2007

Boys Sophomore

3.0 miles

RACE RESULTS (cont.)

Course record is 0:15:03.4 by Ryan Weber of Cary Grove on Sept. 25, 2004

Place	Ovral Score	School	Name	Time
181	134	Libertyville	Drew Peterson (So)	0:19:23.3
182		Prairie Ridge	Brian Lee (So)	0:19:24.1
183		Maine South	Andrew Abtahi (So)	0:19:25.0
184		Palatine	Eddie Kovach (So)	0:19:26.0
185		Lyons Township	Drew Gumbiner (So)	0:19:26.8
186		Palatine	John Pasowicz (So)	0:19:28.8
187	135	Lake Zurich	David Weathers (So)	0:19:31.0
188	136	Fremd	Brian Ernst (So)	0:19:34.4
189		Prairie Ridge	Michael Sladek (So)	0:19:34.9
190	137	Libertyville	Jamie Kadonsky (So)	0:19:38.4
191		Homewood-Flossmoor	Bryan Clark (So)	0:19:39.9
192	138	Elgin	Tyler Krause-Lewis (So)	0:19:42.3
193		Lake Zurich	Scott Harbeck (So)	0:19:45.7
194		Carmel	Pat Quinn (So)	0:19:46.4
195		York	Sam Gergets (So)	0:19:47.9
196	139	Hersey	Sam Cotey (So)	0:19:48.7
197		Lyons Township	Mark Johnson (So)	0:19:49.3
198		York	Steve Brogan (So)	0:19:54.1
199		Libertyville	Tom Pasini (So)	0:19:55.0
200		York	Tom Falkenberg (So)	0:19:56.0
201		Libertyville	T.J. Zafiratos (So)	0:19:57.0
202		Lake Forest	Matthew Ehrhard (So)	0:19:57.5
203		Libertyville	Max James (So)	0:19:58.1
204		Prairie Ridge	Taiki Shimizu (So)	0:19:58.7
205		Sandburg	Jake Vittori (So)	0:20:00.4
206		Maine South	Chris Eusebio (So)	0:20:01.4
207	140	Maine West	Sean Hansen (So)	0:20:05.4
208		York	Michael Montalban (So)	0:20:10.5
209		St. Charles North	Chase Banias (So)	0:20:12.5
210		Sandburg	Bill Coglianese (So)	0:20:16.3
211		Lyons Township	Max Braunstein (So)	0:20:18.1
212		Lyons Township	Mark Arrata (So)	0:20:21.8
213		Homewood-Flossmoor	Kevin Kowalisyn (So)	0:20:28.2
214		Lyons Township	Ryan Dudek (So)	0:20:30.1
215		Sandburg	Matt Butzen (So)	0:20:32.4
216		Lake Forest	Tucker Moore (So)	0:20:36.0
217		Dundee Crown	Ramon Mena (So)	0:20:38.8
218		Lyons Township	Kevin Andreoni (So)	0:20:46.6
219		Maine South	Mike Mangian (So)	0:21:05.6
220	141	Maine West	David Bremer (So)	0:21:07.6
221		Palatine	Jake Bogdanowicz (So)	0:21:15.4
222		Libertyville	Reid Cepa (So)	0:21:20.0
223		Lake Forest	Graham Sauser (So)	0:21:35.5
224		York	Cory Sechrest (So)	0:21:36.9
225		Lyons Township	Alex Pappas (So)	0:21:37.6

2007 Palatine Invitational

September 22, 2007
Boys Varsity
3.0 miles

FINAL TEAM STANDINGS:

Place	School	Score	Scoring Places							
1	Palatine	77	3,	8,	11,	25,	30,	34,	40	
2	York	79	1,	4,	18,	20,	36,	44,	54	
3	Hersey	118	2,	5,	16,	45,	50,	104,	116	
4	Sandburg	141	9,	13,	35,	41,	43,	63,	95	
5	St. Charles North	144	7,	14,	24,	48,	51,	57,	70	
6	Lyons Township	186	15,	26,	28,	49,	68,	86		
7	Centerville	219	6,	38,	46,	55,	74,	75,	81	
8	Barrington	253	17,	19,	62,	71,	84,	109,	125	
9	McHenry	256	22,	52,	58,	59,	65,	135,	149	
10	Cary Grove	314	33,	47,	77,	78,	79,	93,	120	
11	Lake Forest	339	29,	72,	76,	80,	82,	89,	106	
12	Hononegah	362	37,	39,	61,	85,	140,	163,	169	
13	Loyola Academy	391	23,	31,	102,	112,	123,	137,	151	
14	Crystal Lake Central	405	27,	60,	73,	107,	138,	147,	171	
15	Mundelein	408	10,	56,	66,	133,	143,	157,	161	
16	Dundee Crown	448	21,	83,	88,	97,	159,	160,	180	
17	Fremd	480	53,	90,	99,	108,	130,	131,	132	
18	St. Charles East	493	32,	87,	94,	113,	167,	178		
19	Lake Zurich	510	67,	91,	100,	110,	142,	155		
20	Fenton	515	69,	92,	114,	119,	121,	129,	156	
21	Maine South	542	64,	105,	122,	124,	127,	170,	172	
22	Maine West	558	101,	103,	111,	117,	126,	136,	152	
23	Carmel	592	42,	115,	139,	146,	150,	164		
24	Prairie Ridge	605	12,	128,	144,	148,	173,	177		
25	Libertyville	669	96,	134,	141,	145,	153,	154,	158	
26	Elgin	712	98,	118,	162,	166,	168,	174		
27	Homewood-Flossmoor	876	165,	175,	176,	179,	181			
28	St. Patrick	No Score - Had only 4 finishers								
29	Vernon Hills	No Score - Had only 4 finishers								

Program (C) 1985-2007 Fred Kreppert, Yorkville, IL (630) 882-2364 fred@kompusport.com
Results by Kreppert Kompusport Software, Yorkville, IL http://www.kompusport.com

2007 Palatine Invitational

September 22, 2007

Boys Varsity

3.0 miles

FINAL TEAM STANDINGS: (by total team time)

Place	School	Score	Avg	Diff	Scoring Times
1	York	73:13	14:39	1:11	14:03, 14:14, 14:49, 14:53, 15:14, 15:20
2	Palatine	73:27	14:41	0:51	14:14, 14:32, 14:37, 14:59, 15:05, 15:12
3	Hersey	74:04	14:49	1:21	14:05, 14:25, 14:47, 15:21, 15:26, 16:01
4	Sandburg	75:00	15:00	0:45	14:34, 14:38, 15:13, 15:16, 15:19, 15:34
5	St. Charles North	75:04	15:01	0:56	14:30, 14:45, 14:58, 15:25, 15:26, 15:29
6	Lyons Township	75:55	15:11	0:53	14:46, 15:01, 15:04, 15:25, 15:39, 15:51
7	Centerville	76:14	15:15	1:16	14:27, 15:14, 15:22, 15:28, 15:43, 15:43
8	Barrington	76:43	15:21	1:01	14:48, 14:50, 15:34, 15:42, 15:49, 16:06
9	McHenry	76:59	15:24	0:42	14:54, 15:27, 15:31, 15:31, 15:36, 16:40
10	Cary Grove	77:44	15:33	0:37	15:08, 15:22, 15:44, 15:45, 15:45, 15:54
11	Lake Forest	78:04	15:37	0:42	15:05, 15:42, 15:44, 15:46, 15:47, 15:52
12	Loyola Academy	78:31	15:42	1:23	14:57, 15:07, 15:59, 16:08, 16:20, 16:42
13	Hononegah	78:37	15:43	1:31	15:14, 15:15, 15:33, 15:50, 16:45, 17:18
14	Mundelein	79:03	15:49	2:12	14:36, 15:29, 15:36, 16:34, 16:48, 17:06
15	Crystal Lake Central	79:05	15:49	1:40	15:03, 15:31, 15:43, 16:05, 16:43, 16:50
16	Dundee Crown	79:38	15:56	2:17	14:53, 15:48, 15:52, 15:55, 17:10, 17:16
17	Fremd	79:51	15:58	1:04	15:27, 15:52, 15:56, 16:05, 16:31, 16:32
18	Fenton	80:19	16:04	0:39	15:40, 15:53, 16:12, 16:15, 16:19, 16:30
19	Lake Zurich	80:20	16:04	1:09	15:37, 15:53, 15:57, 16:07, 16:46, 17:01
20	St. Charles East	80:30	16:06	2:18	15:08, 15:51, 15:54, 16:11, 17:26, 18:09
21	Maine South	80:41	16:08	0:49	15:35, 16:03, 16:19, 16:20, 16:24, 17:37
22	Maine West	80:42	16:08	0:25	15:58, 16:00, 16:07, 16:14, 16:23, 16:41
23	Carmel	81:55	16:23	1:35	15:17, 16:12, 16:44, 16:50, 16:52, 17:22
24	Prairie Ridge	82:27	16:29	3:09	14:37, 16:25, 16:48, 16:51, 17:46, 18:02
25	Libertyville	83:07	16:37	1:03	15:55, 16:40, 16:45, 16:49, 16:58, 17:01
26	Elgin	84:27	16:53	1:39	15:56, 16:15, 17:17, 17:24, 17:35, 17:47
27	Homewood-Flossmoor	90:50	18:10	1:54	17:23, 17:54, 18:01, 18:15, 19:17
28	St. Patrick	No Score			16:39, 17:29, 17:51, 17:52
29	Vernon Hills	No Score			14:38, 15:37, 18:17, 19:10

Program (C) 1985-2007 Fred Kreppert, Yorkville, IL (630) 882-2364 fred@kompusport.com
 Results by Kreppert Kompusport Software, Yorkville, IL http://www.kompusport.com

2007 Palatine Invitational

September 22, 2007
Boys Varsity
3.0 miles

RACE RESULTS

Course record is 0:14:00.6 by Sean McNamara of York on Sept. 25, 2004

Place	Ovral Score	School	Name	Time
1	1	York	Tom Achtien (Sr)	0:14:02.8
2	2	Hersey	Kevin Havel (Sr)	0:14:04.4
3	3	Palatine	Mat Smoody (Sr)	0:14:13.8
4	4	York	Steve Sulkin (Jr)	0:14:14.1
5	5	Hersey	Bill Wisser (Sr)	0:14:24.3
6	6	Centerville	Shawn Roberts (Jr)	0:14:26.8
7	7	St. Charles North	Scott Speare (Sr)	0:14:29.8
8	8	Palatine	Chano Bernardo (So)	0:14:31.8
9	9	Sandburg	Zach Dahleen (Jr)	0:14:33.7
10	10	Mundelein	Alex Mena (Sr)	0:14:35.4
11	11	Palatine	Kevin O'Brien (Sr)	0:14:36.4
12	12	Prairie Ridge	Billy TenBusch (Sr)	0:14:37.0
13	13	Sandburg	Mike Marbach (Sr)	0:14:37.4
14		Vernon Hills	Moe Bahrani (Sr)	0:14:38.1
15	14	St. Charles North	Chris DeSilva (Sr)	0:14:45.0
16	15	Lyons Township	Mike Janusek (Jr)	0:14:45.8
17	16	Hersey	Erik Stanton (Jr)	0:14:46.7
18	17	Barrington	Matt Barns (Sr)	0:14:47.9
19	18	York	Mark Talbot (Sr)	0:14:48.9
20	19	Barrington	Dan Quarfoot (Sr)	0:14:49.5
21	20	York	Brian Spisiak (Sr)	0:14:52.2
22	21	Dundee Crown	Connor Kustief (Sr)	0:14:52.7
23	22	McHenry	Curtis Weisenberger (Sr)	0:14:53.5
24	23	Loyola Academy	Nico Composto (So)	0:14:56.7
25	24	St. Charles North	Michael Strasser (Sr)	0:14:58.0
26	25	Palatine	Alex Mourousias (Sr)	0:14:58.4
27	26	Lyons Township	Sam Kehoe (Sr)	0:15:00.8
28	27	Crystal Lake Central	Sterchi Carson (Sr)	0:15:02.8
29	28	Lyons Township	Alex Lyons (Jr)	0:15:03.8
30	29	Lake Forest	Andrew Dewar (Sr)	0:15:04.4
31	30	Palatine	Eddie Lopez (Sr)	0:15:04.9
32	31	Loyola Academy	Mark Donohue (So)	0:15:07.0
33	32	St. Charles East	John Deutsch (Sr)	0:15:07.3
34	33	Cary Grove	Mike McNamara (Sr)	0:15:08.0
35	34	Palatine	Alec Bollman (So)	0:15:12.0
36	35	Sandburg	Kyle McNicholas (Jr)	0:15:12.8
37	36	York	Michael Frigo (Sr)	0:15:13.2
38	37	Hononegah	Matt Brinkmeier (Jr)	0:15:13.6
39	38	Centerville	Eric Schmidt (Jr)	0:15:14.1
40	39	Hononegah	Kevin Jacobs (So)	0:15:15.1
41	40	Palatine	Paul Kwak (Sr)	0:15:15.4
42	41	Sandburg	Elliot Hevel (Jr)	0:15:15.9
43	42	Carmel	Cameron Rieger (Jr)	0:15:16.3
44	43	Sandburg	Kyle Meyer (So)	0:15:18.2
45	44	York	Mike Rizzo (Sr)	0:15:19.3

2007 Palatine Invitational

September 22, 2007
Boys Varsity
3.0 miles

RACE RESULTS (cont.)

Course record is 0:14:00.6 by Sean McNamara of York on Sept. 25, 2004

Place	Ovral Score	School	Name	Time
46	45	Hersey	Matt Cwiok (So)	0:15:20.6
47	46	Centerville	Matt Montavon (Jr)	0:15:21.3
48	47	Cary Grove	Kevin Lang (Sr)	0:15:21.7
49	48	St. Charles North	Rhett Morici (Sr)	0:15:24.4
50	49	Lyons Township	Jack Hostettler (Jr)	0:15:24.8
51	50	Hersey	Mike Tisza (Sr)	0:15:25.2
52	51	St. Charles North	Brad Wheeler (So)	0:15:25.9
53	52	McHenry	Jeff Sabatka (So)	0:15:26.3
54	53	Fremd	Aaron Ferst (So)	0:15:26.9
55	54	York	Rojin Thomas (Sr)	0:15:27.3
56	55	Centerville	Logan Wright (Jr)	0:15:27.7
57	56	Mundelein	Matt Hoffmeyer (Sr)	0:15:28.2
58	57	St. Charles North	Steven Miller (Jr)	0:15:28.6
59	58	McHenry	Andrew McNulty (So)	0:15:30.1
60	59	McHenry	Manuel Yeverino (Sr)	0:15:30.6
61	60	Crystal Lake Central	Flavin Ben (Jr)	0:15:31.0
62	61	Hononegah	Tommy Farrell (Sr)	0:15:32.8
63	62	Barrington	Mike Pfeifer (Sr)	0:15:33.4
64	63	Sandburg	Corey Puckett (Sr)	0:15:34.0
65	64	Maine South	Tim O'Hara (Sr)	0:15:34.9
66	65	McHenry	Bryan Foland (Jr)	0:15:35.3
67	66	Mundelein	Martin Mena (Fr)	0:15:35.8
68		Vernon Hills	Max Candocia (Jr)	0:15:36.4
69	67	Lake Zurich	Gerardo Perez (Jr)	0:15:37.1
70	68	Lyons Township	Adam Stephens (Sr)	0:15:38.7
71	69	Fenton	Nathan Smith (Jr)	0:15:39.8
72	70	St. Charles North	Todd Vankerhoff (Jr)	0:15:41.2
73	71	Barrington	Micah Koenig (Jr)	0:15:41.5
74	72	Lake Forest	Henry Mynatt (So)	0:15:41.9
75	73	Crystal Lake Central	Capalbo Jim (Sr)	0:15:42.3
76	74	Centerville	Kurt DeRussy (Sr)	0:15:42.7
77	75	Centerville	Corey Byron (Sr)	0:15:43.1
78	76	Lake Forest	Kyle Brehm (Jr)	0:15:43.6
79	77	Cary Grove	Kai Rikardsen (Jr)	0:15:44.1
80	78	Cary Grove	Dan Bartz (Sr)	0:15:44.5
81	79	Cary Grove	Adam Resseguie (Fr)	0:15:44.9
82	80	Lake Forest	Jonathan Briskman (So)	0:15:45.8
83	81	Centerville	Scotty Crabtree (Sr)	0:15:46.2
84	82	Lake Forest	Jacob Buddell (Sr)	0:15:46.6
85	83	Dundee Crown	Paul Smith (Jr)	0:15:47.4
86	84	Barrington	Jeff Robinson (Jr)	0:15:48.6
87	85	Hononegah	Craig Worrall (Sr)	0:15:49.7
88	86	Lyons Township	Kevin Campbell (Sr)	0:15:50.2
89	87	St. Charles East	David Arends (Sr)	0:15:50.7
90	88	Dundee Crown	Tyler Neuman (Sr)	0:15:51.2

2007 Palatine Invitational

September 22, 2007

Boys Varsity

3.0 miles

RACE RESULTS (cont.)

Course record is 0:14:00.6 by Sean McNamara of York on Sept. 25, 2004

Place	Ovral Score	School	Name	Time
91	89	Lake Forest	Colin Briskman (So)	0:15:51.6
92	90	Fremd	Nicholas Hurley (Sr)	0:15:52.0
93	91	Lake Zurich	Andrew Morrison (So)	0:15:52.6
94	92	Fenton	Justin Smith (Jr)	0:15:53.0
95	93	Cary Grove	Mike Zasadil (Jr)	0:15:53.4
96	94	St. Charles East	Patrick Matthews (Sr)	0:15:53.8
97	95	Sandburg	Dennis O'Flaherty (Jr)	0:15:54.2
98	96	Libertyville	John Cavicchia (Sr)	0:15:54.7
99	97	Dundee Crown	Dan Magnant (Jr)	0:15:55.1
100	98	Elgin	Eric DeNeui (Sr)	0:15:55.5
101	99	Fremd	Matthew Jacobson (Sr)	0:15:56.1
102	100	Lake Zurich	Paul Geimer (So)	0:15:56.6
103	101	Maine West	Brian Katamay (Sr)	0:15:58.1
104	102	Loyola Academy	Dan Steinfels (Sr)	0:15:59.1
105	103	Maine West	Mauricio Sierra (Jr)	0:15:59.9
106	104	Hersey	Ben Zielke (Jr)	0:16:01.0
107	105	Maine South	Erich Hartfelder (Sr)	0:16:02.4
108	106	Lake Forest	Joseph Dilenschneider (Jr)	0:16:03.6
109	107	Crystal Lake Central	Whitfield Tyler (Sr)	0:16:04.5
110	108	Fremd	Austin Bruns (Jr)	0:16:04.9
111	109	Barrington	Kevin McGowan (Sr)	0:16:05.7
112	110	Lake Zurich	Mickey Stott (Sr)	0:16:06.4
113	111	Maine West	Martin Chavez (Jr)	0:16:06.8
114	112	Loyola Academy	Brian Rice (Sr)	0:16:07.9
115	113	St. Charles East	Joseph Mushrush (Sr)	0:16:10.7
116	114	Fenton	Eric Hermansen (So)	0:16:11.5
117	115	Carmel	Matt DeFiore (Jr)	0:16:11.9
118	116	Hersey	Eric Johansen (Sr)	0:16:13.0
119	117	Maine West	Matt Schiavone (Sr)	0:16:13.3
120	118	Elgin	Jose Duarte (So)	0:16:14.3
121	119	Fenton	Arnold Montenegro (Sr)	0:16:14.9
122	120	Cary Grove	Jeff Biovin (Sr)	0:16:17.6
123	121	Fenton	Raul Rosas (Sr)	0:16:18.5
124	122	Maine South	Kevin Seske (Sr)	0:16:18.9
125	123	Loyola Academy	Patrick Tobin (Sr)	0:16:19.4
126	124	Maine South	Colin Baer (Jr)	0:16:19.9
127	125	Barrington	Will Chan (Jr)	0:16:20.6
128	126	Maine West	Juan Chavez (Jr)	0:16:22.2
129	127	Maine South	Andrew McCurry (Sr)	0:16:23.7
130	128	Prairie Ridge	Kyle Berillo (Sr)	0:16:24.5
131	129	Fenton	Mitchell Sopoci (Sr)	0:16:29.6
132	130	Fremd	Matthew Bruns (Sr)	0:16:30.7
133	131	Fremd	Angelakos Spiros (So)	0:16:31.2
134	132	Fremd	Robert Shields (Sr)	0:16:31.8
135	133	Mundelein	Adam VanNewenhizen (Sr)	0:16:33.9

2007 Palatine Invitational

September 22, 2007

Boys Varsity

3.0 miles

RACE RESULTS (cont.)

Course record is 0:14:00.6 by Sean McNamara of York on Sept. 25, 2004

Place	Ovral Score	School	Name	Time
136		Hersey	Erik Stanton (Jr)	0:16:35.2
137		St. Patrick	Andrew Urdiales (Sr)	0:16:38.4
138	134	Libertyville	Jim Murnick (Jr)	0:16:39.4
139	135	McHenry	J.P. Veillon (Jr)	0:16:40.0
140	136	Maine West	Chris Potempa (Sr)	0:16:40.7
141	137	Loyola Academy	Billy Forde (Sr)	0:16:41.2
142	138	Crystal Lake Central	Fenton Steve (Sr)	0:16:42.3
143	139	Carmel	Frank Huschitt (Sr)	0:16:43.8
144	140	Hononegah	Anthony Magaruh (Sr)	0:16:44.2
145	141	Libertyville	Colin Quinn (Sr)	0:16:44.6
146	142	Lake Zurich	Joe Carabetta (So)	0:16:45.7
147	143	Mundelein	Dom Juozitis (Sr)	0:16:47.2
148	144	Prairie Ridge	Bryan Taylor (Jr)	0:16:47.7
149	145	Libertyville	Scott Rule (Sr)	0:16:49.1
150	146	Carmel	Kent Rieger (Sr)	0:16:49.4
151	147	Crystal Lake Central	Scott Kevin (So)	0:16:49.9
152	148	Prairie Ridge	Joe Davila (Jr)	0:16:50.3
153	149	McHenry	Ben Adams (Jr)	0:16:50.8
154	150	Carmel	Marcus Campione (Sr)	0:16:51.2
155	151	Loyola Academy	Tyler Frient (Sr)	0:16:53.7
156	152	Maine West	Kevin Norman (Jr)	0:16:54.5
157	153	Libertyville	Matt Karnstedt (Sr)	0:16:57.6
158	154	Libertyville	Brian Mueller (Sr)	0:17:00.2
159	155	Lake Zurich	Jake Paulus (Jr)	0:17:00.6
160	156	Fenton	Stephen Uhl (Jr)	0:17:03.0
161	157	Mundelein	David Duvall (So)	0:17:05.4
162	158	Libertyville	Shane Michelson (Jr)	0:17:06.4
163	159	Dundee Crown	Vince Caliendo (Sr)	0:17:10.1
164	160	Dundee Crown	Jordan Browne (Sr)	0:17:15.1
165	161	Mundelein	Phil Rykyto (Fr)	0:17:16.5
166	162	Elgin	Ricardo Mancha (So)	0:17:16.9
167	163	Hononegah	Andy Schuck (Jr)	0:17:18.1
168	164	Carmel	James Halford (Sr)	0:17:21.7
169	165	Homewood-Flossmoor	Brendan Gallagher (Jr)	0:17:22.8
170	166	Elgin	Daniel Schmerber (Jr)	0:17:23.9
171	167	St. Charles East	Nickolas Cramer (Jr)	0:17:25.6
172		St. Patrick	Erik Schmidt (Sr)	0:17:28.6
173	168	Elgin	Edgar Rodriguez (Sr)	0:17:35.1
174	169	Hononegah	Jordan Wesseln (Jr)	0:17:35.6
175	170	Maine South	Dj Lieu (Jr)	0:17:37.1
176	171	Crystal Lake Central	Gartner Jake (Sr)	0:17:39.6
177	172	Maine South	Rich McKelvey (Jr)	0:17:40.1
178	173	Prairie Ridge	Drew Wilkins (Jr)	0:17:45.1
179	174	Elgin	Kevin Eck (Jr)	0:17:46.8
180		St. Patrick	Rocky Hernandez (Jr)	0:17:50.4

358	Lake Forest	Micheal Brandorff (Jr)	0:22:23.9
359	134 St. Charles East	Zachary Cataldo (So)	0:22:27.7
360	135 St. Charles East	Erik Gullen (Jr)	0:22:28.3
361	Lake Forest	William Schaller (Jr)	0:22:33.2
362	Maine South	Ben Knitter (Jr)	0:22:34.9
363	Prairie Ridge	Mike Arens (Sr)	0:22:41.9
364	Fremd	Kevin Rosenburg (Jr)	0:22:44.5
365	Fremd	Klye McGreevy (Jr)	0:23:20.1
366	Dundee Crown	Nick Messina (Jr)	0:23:28.5
367	Lake Forest	William Haffner (Sr)	0:23:32.5
368	York	Jonathan Koch (Jr)	0:23:34.9
369	York	Ryan Fry (Sr)	0:23:35.3
370	York	Jimmy Zars (Sr)	0:23:35.8
371	York	Zach Harmeyer (Jr)	0:23:36.3
372	York	Tom Keefe (Sr)	0:23:36.8
373	York	Torin Shonta (Jr)	0:23:37.2
374	York	Jerry Vachaparambil (Sr)	0:23:37.7
375	York	Mohsin Haque (Sr)	0:23:38.2
376	York	Sam Zucker (Jr)	0:24:07.4
377	Libertyville	Mike Warar (Sr)	0:24:19.2
378	Libertyville	Suyash Gokhale (Jr)	0:24:26.1
379	Fremd	Jae Mo Lee (Jr)	0:24:29.8
380	Libertyville	Dan Loucks (Sr)	0:24:39.5
381	Fenton	Armando Aguirre (Jr)	0:24:41.6
382	Fenton	Tom Vanjacobs (Sr)	0:24:42.0
383	Lake Forest	Eric Pickell (Jr)	0:24:50.6
384	Lake Forest	Allan Englehardt (Jr)	0:25:11.4
385	Lake Zurich	Sean Livelsberger (Jr)	0:25:27.8
386	Lake Zurich	Stefano Delacuesta (Jr)	0:25:41.0
387	Libertyville	Jake Hogan (Sr)	0:26:09.5
388	Lyons Township	Ben Dose (Jr)	0:29:01.2

 Program (C) 1985-2007 Fred Kreppert, Yorkville, IL (630) 882-2364 fred@kompusport.com
 Results by Kreppert Kompusport Software, Yorkville, IL http://www.kompusport.com

FINAL TEAM STANDINGS:

Place	School	Score	Scoring Places							
1	York	15	1,	2,	3,	4,	5,	14,	22	
2	Palatine	52	6,	9,	10,	11,	16,	21,	23	
3	Centerville	73	8,	12,	15,	18,	20,	24,	28	
4	Lyons Township	119	13,	17,	27,	30,	32,	38,	40	
5	St. Charles North	144	7,	25,	26,	41,	45,	58,	71	
6	Barrington	211	35,	39,	43,	46,	48,	51,	66	
7	Fremd	251	19,	44,	52,	59,	77,	112,	118	
8	Sandburg	257	36,	47,	50,	57,	67,	97,	108	
9	Hersey	275	33,	34,	37,	85,	86,	105,	117	
10	Fenton	288	31,	49,	55,	65,	88,	103,	121	
11	Lake Forest	301	42,	53,	60,	70,	76,	82,	92	
12	Loyola Academy	345	62,	63,	64,	73,	83,	98,	104	
13	Cary Grove	360	29,	54,	68,	96,	113,	116,	120	
14	Crystal Lake Central	394	61,	78,	80,	84,	91,	93		
15	Libertyville	409	72,	74,	79,	90,	94,	95,	102	
16	Lake Zurich	448	75,	81,	87,	99,	106,	107,	119	
17	Maine West	469	56,	69,	110,	111,	123,	124,	131	
18	Carmel	521	89,	100,	101,	109,	122,	125,	127	
19	St. Charles East	624	114,	115,	126,	134,	135			
20	Hononegah	652	128,	129,	130,	132,	133			
21	Dundee Crown	No Score	- Had only 4 finishers							
22	Elgin	No Score	- Had only 2 finishers							
23	Homewood-Flossmoor	No Score	- Had only 0 finishers							
24	Maine South	No Score	- Had only 4 finishers							
25	McHenry	No Score	- Had only 3 finishers							
26	Mundelein	No Score	- Had only 2 finishers							
27	Prairie Ridge	No Score	- Had only 4 finishers							

Kreppert-Kompusport Software

Computerized Sports Timing & Scoring

[Home](#)
[Up](#)
[Search](#)
[Contents](#)
[Feedback](#)

Boys JV Open

[Boys Fr](#)
[Girls Fr/So](#)
[Boys So](#)
[Girls Varsity](#)
[Boys Varsity](#)
[Girls JV Open](#)
[Boys JV Open](#)


Sept. 11, 2001

And our flag was still there, o'er the Land of the Free, and the Home of the Brave.
God Bless America!

Individual Results

Final Team Standings (by points)

Final Team Standings (by time)

2007 Palatine Invitational

September 22, 2007
Boys JV Open
3.0 miles

RACE RESULTS

Course record is 0:15:28.4 by Daniel Pizzi of York on Sept. 25, 2004

Place	Ovral Score	School	Name	Time
1	1	York	Patrick Morgan (Jr)	0:15:23.8
2	2	York	Brian Pollastrini (Jr)	0:15:28.4
3	3	York	Jordan Hebert (Jr)	0:15:29.2
4	4	York	Will McCracken (Jr)	0:15:29.9
5	5	York	David Way (Jr)	0:15:34.5
6	6	Palatine	Juan Perez (So)	0:15:36.7
7	7	St. Charles North	Steven Kelder (Sr)	0:15:39.2
8	8	Centerville	Brad Williams (Sr)	0:15:43.1
9	9	Palatine	Luke Kieys (Jr)	0:15:44.5
10	10	Palatine	Colin Morlock (Jr)	0:15:47.6
11	11	Palatine	Adam Bethke (Jr)	0:15:53.1
12	12	Centerville	Thomas O'Connell (Jr)	0:15:53.6
13	13	Lyons Township	Seth Wind (Sr)	0:15:54.0
14	14	York	Tom Donohoe (Sr)	0:16:00.5
15	15	Centerville	Robbie Stoecklein (Sr)	0:16:01.5
16	16	Palatine	Matt Baran (Jr)	0:16:04.2
17	17	Lyons Township	Anthony Carrano (Sr)	0:16:04.6

18	18	Centerville	Jon Heinrichs (Jr)	0:16:06.7
19	19	Fremd	Derek Bostrom (Jr)	0:16:09.0
20	20	Centerville	Kevin Aldrich (So)	0:16:12.4
21	21	Palatine	Eric Blyth (Jr)	0:16:14.8
22	22	York	David Byrne (Jr)	0:16:15.3
23	23	Palatine	Vlad Novikov (Jr)	0:16:16.3
24	24	Centerville	Evan Pennock (So)	0:16:18.4
25		Palatine	Lewis Conley (Sr)	0:16:18.9
26	25	St. Charles North	Pat Manser (Sr)	0:16:19.7
27	26	St. Charles North	John McShane (Sr)	0:16:20.2
28	27	Lyons Township	Andy Boyd (Jr)	0:16:20.6
29	28	Centerville	John Bebbington (Jr)	0:16:21.0
30	29	Cary Grove	Brian Bajorek (Jr)	0:16:21.5
31	30	Lyons Township	Kyle Stimpson (Sr)	0:16:21.9
32	31	Fenton	Mike Siemers (Sr)	0:16:22.4
33		Palatine	Tom Laskowske (Jr)	0:16:23.4
34	32	Lyons Township	Joe Moran (Jr)	0:16:27.2
35	33	Hersey	Dan Laughlin (Jr)	0:16:27.6
36		Centerville	Joe Lawler (So)	0:16:28.0
37	34	Hersey	Mike McCartan (Sr)	0:16:28.5
38	35	Barrington	Nick Chapoy (Jr)	0:16:28.9
39	36	Sandburg	Jake White (Sr)	0:16:30.1
40	37	Hersey	Kevin Trandel (Sr)	0:16:31.5
41		York	Matt Johnson (Jr)	0:16:31.9
42	38	Lyons Township	Anthony Spatafora (Jr)	0:16:32.3
43		York	Connor Martin (Jr)	0:16:32.9
44	39	Barrington	Alex Mattioli (Sr)	0:16:35.4
45	40	Lyons Township	Paul Smith (Sr)	0:16:36.5
46		Centerville	Eli Husfelt (Sr)	0:16:36.9
47	41	St. Charles North	Tim McDonnell (Jr)	0:16:37.4
48		Centerville	Alec Rodenhauser (Jr)	0:16:37.9
49		Lyons Township	Leo Gonzalez (Sr)	0:16:38.5
50	42	Lake Forest	Stewart Kerr (Jr)	0:16:39.0
51	43	Barrington	Justin Yu (Jr)	0:16:39.6
52		York	Dan Theiss (Jr)	0:16:44.0
53	44	Fremd	Wade Adams (Jr)	0:16:44.7
54	45	St. Charles North	Tim VanHiel (Jr)	0:16:45.3
55		York	Lucas Loffredo (Jr)	0:16:45.7
56	46	Barrington	Nate Link (Sr)	0:16:46.7
57		Lyons Township	Sam Height (Jr)	0:16:47.7
58	47	Sandburg	Adam Pronoitis (Jr)	0:16:48.9
59		York	Jack Cooney (Jr)	0:16:49.8
60	48	Barrington	Jimmy Kelly (Jr)	0:16:50.4
61		McHenry	Mike Friske (Jr)	0:16:51.4
62	49	Fenton	Alex Huang (Sr)	0:16:51.7
63		York	Andrew Mattson (Jr)	0:16:52.2
64	50	Sandburg	Bill Hinderman (Sr)	0:16:53.1
65		Lyons Township	Mike Skoda (Sr)	0:16:53.8
66		Maine South	Matt Dolan (Jr)	0:16:54.2
67		York	Dan Gonzalez (Jr)	0:16:54.9
68	51	Barrington	Andrew Roth (Jr)	0:16:55.3
69	52	Fremd	Michael Szmurlo (Jr)	0:16:55.8
70	53	Lake Forest	Scott Burgis (Jr)	0:16:56.7
71	54	Cary Grove	Dan Fallon (Sr)	0:16:57.2
72		Lyons Township	Mike Schweinberg (Sr)	0:16:58.0
73		Centerville	Tom Ozio (So)	0:16:58.3
74	55	Fenton	Eli Medina (Sr)	0:16:58.7
75	56	Maine West	Chris Milham (Sr)	0:16:59.7
76		Palatine	Justin Olson (Jr)	0:17:00.2
77		York	Jon Smaga (Jr)	0:17:01.5
78	57	Sandburg	Tim Hogan (Sr)	0:17:01.9
79	58	St. Charles North	Matt Crocker (Sr)	0:17:02.3
80		York	Riley Tucker (Sr)	0:17:02.7
81	59	Fremd	Taylor Kaldahl (Jr)	0:17:03.2
82		Palatine	Jacob Starcevich (Jr)	0:17:03.7
83	60	Lake Forest	Ryne Booth (Jr)	0:17:04.1
84		York	Colin Albue (Jr)	0:17:04.6
85		Centerville	Andrew Mescher (Sr)	0:17:05.8

86		York	Chris Lopez (Sr)	0:17:06.8
87	61	Crystal Lake Central	Kelley James (Jr)	0:17:07.8
88		Centerville	Steven Moell (Sr)	0:17:09.4
89		Lyons Township	David Andel (Sr)	0:17:10.5
90		Centerville	Mike Heinrichs (Jr)	0:17:10.9
91	62	Loyola Academy	Wil Roever (Jr)	0:17:11.4
92	63	Loyola Academy	Joe Santoro (Jr)	0:17:11.8
93	64	Loyola Academy	Bryan Scherer (Sr)	0:17:15.3
94		Lyons Township	Mike Lopez (Sr)	0:17:16.0
95	65	Fenton	Tyler Rodriguez (Sr)	0:17:16.6
96		Lyons Township	Zach Klingberg (Jr)	0:17:17.4
97		Centerville	Jon Korte (Jr)	0:17:17.9
98	66	Barrington	Johnston Steve (Jr)	0:17:18.7
99	67	Sandburg	David Brugioni (Sr)	0:17:19.1
100		Centerville	Michael Douglas (Jr)	0:17:19.6
101	68	Cary Grove	Anthony DAndrea (Sr)	0:17:20.0
102		Centerville	Tyler Heller (Jr)	0:17:20.6
103	69	Maine West	Rick Sloma (Sr)	0:17:21.1
104		Lyons Township	Chris Shinsako (Sr)	0:17:22.5
105	70	Lake Forest	Martin Rozycki (Jr)	0:17:22.9
106		Lyons Township	James Holt (Jr)	0:17:23.4
107	71	St. Charles North	Grant Livingston (Sr)	0:17:23.9
108	72	Libertyville	Steve Hiller (Jr)	0:17:24.3
109		Lyons Township	Vince Gonzalez (Jr)	0:17:25.3
110	73	Loyola Academy	Tom Kaminski (Jr)	0:17:27.4
111	74	Libertyville	Eric Ortega (Jr)	0:17:28.3
112		York	Evan Ottenfeld (Jr)	0:17:30.3
113		Lyons Township	Nathan Paus (Sr)	0:17:31.1
114		York	Joe Spalo (Jr)	0:17:31.9
115	75	Lake Zurich	Adam Burke (Jr)	0:17:33.8
116	76	Lake Forest	James Beck (Sr)	0:17:34.4
117		Barrington	Dj DeWitt (Jr)	0:17:36.2
118		Barrington	Chris Davis (Sr)	0:17:38.0
119		Lyons Township	John Kokoris (Sr)	0:17:38.7
120	77	Fremd	Timothy Crowe (Jr)	0:17:40.2
121		Lyons Township	Edward Marchese (Sr)	0:17:41.6
122	78	Crystal Lake Central	Hubbard Collin (Jr)	0:17:42.1
123		Lyons Township	Mike Marik (Sr)	0:17:42.9
124	79	Libertyville	Jon Maurer (Jr)	0:17:43.6
125		Palatine	Eric Rodriguez (Jr)	0:17:44.3
126	80	Crystal Lake Central	Eskoff Cameron (Sr)	0:17:44.7
127		Barrington	Ryan Penrod (Jr)	0:17:45.0
128		Lyons Township	Colin Rowley (Jr)	0:17:45.5
129		Barrington	Matt Breidenbach (Jr)	0:17:45.9
130		Barrington	Kyle Stanke (Jr)	0:17:46.3
131	81	Lake Zurich	Mitch Heffernan (Jr)	0:17:46.7
132	82	Lake Forest	Kenneth Vottero (Sr)	0:17:47.1
133	83	Loyola Academy	Mike Netzel (Jr)	0:17:47.5
134		Lyons Township	Simeon Tzolov (Sr)	0:17:47.9
135	84	Crystal Lake Central	Santucci Tom (Jr)	0:17:49.9
136		St. Charles North	Jack Little (Jr)	0:17:51.1
137	85	Hersey	Frank Gollato (Fr)	0:17:52.7
138		McHenry	Kevin Miller (Sr)	0:17:53.1
139		Centerville	Tyler Barchek (Sr)	0:17:53.6
140	86	Hersey	Dougy Meier (Sr)	0:17:54.0
141		Barrington	Jeff Moy (Jr)	0:17:54.5
142	87	Lake Zurich	Andy McGuinness (Sr)	0:17:54.9
143	88	Fenton	Bill Lefevre (Sr)	0:17:55.6
144	89	Carmel	Joe Jeka (Sr)	0:17:56.0
145		Mundelein	Brian Flannery (Sr)	0:17:56.6
146		Barrington	Rj Arnold (Jr)	0:17:57.1
147		York	Sahil Shah (Jr)	0:17:57.6
148	90	Libertyville	Adam MacTaggart (Sr)	0:17:58.1
149		St. Charles North	Pat Eschenfeldt (Sr)	0:17:58.7
150		Mundelein	Travis Stoll (Jr)	0:17:59.5
151	91	Crystal Lake Central	Camden Chris (Sr)	0:18:03.3
152	92	Lake Forest	David Gelderman (Jr)	0:18:04.0
153	93	Crystal Lake Central	Gemmal Derek (Jr)	0:18:05.7

2007 Palatine Boys JV Open Results

154	94	Libertyville	Michael Ryan (Sr)	0:18:06.7
155		York	Jerry Kurian (Jr)	0:18:07.2
156		Lake Forest	Matthew Brandorff (Jr)	0:18:07.7
157	95	Libertyville	Brandon Hunt (Jr)	0:18:08.3
158	96	Cary Grove	Travis Vaughn (So)	0:18:10.5
159		Lyons Township	Andy Doten (Sr)	0:18:10.9
160	97	Sandburg	Pat DeMatteo (Jr)	0:18:11.3
161	98	Loyola Academy	Matt Maddox (Jr)	0:18:11.6
162		Maine South	Kenny Johnson (Jr)	0:18:11.9
163	99	Lake Zurich	Tom Johnson (Jr)	0:18:12.3
164		York	Brian Davis (Jr)	0:18:12.7
165		Centerville	Scott Keith (Jr)	0:18:13.0
166	100	Carmel	Dave Bowles (Jr)	0:18:13.5
167		Lake Forest	Dane Shea (Jr)	0:18:13.9
168		Barrington	Corey Peak (Jr)	0:18:14.3
169		Lake Forest	Hunter Ousterhout (Jr)	0:18:14.8
170	101	Carmel	John Heid (Sr)	0:18:15.2
171		Barrington	Kevin Coffman (Jr)	0:18:15.8
172	102	Libertyville	Dan Tanner (Sr)	0:18:16.2
173		Lyons Township	Jay Taylor (Sr)	0:18:16.7
174	103	Fenton	Shan Sabri (Sr)	0:18:17.4
175		Palatine	Marcin Zuberek (Sr)	0:18:18.2
176	104	Loyola Academy	Donny Manhard (Jr)	0:18:18.9
177	105	Hersey	Mike Gorey (Jr)	0:18:19.9
178		Palatine	Tim Anderson (Sr)	0:18:20.6
179	106	Lake Zurich	Mike Tirrell (Sr)	0:18:21.2
180	107	Lake Zurich	Tim Ewan (Jr)	0:18:21.6
181		Lake Forest	Charles Frye (Jr)	0:18:22.3
182		Palatine	Matt Wigger (Jr)	0:18:22.8
183		York	Mike Ross (Jr)	0:18:23.2
184		Loyola Academy	Matt Oleszczyk (Jr)	0:18:23.7
185		Lyons Township	Ed Awah (Jr)	0:18:24.1
186		Libertyville	Will Satchell (Jr)	0:18:24.6
187		Lake Forest	Michael Ellis (Sr)	0:18:25.0
188		Barrington	Rob Miller (Sr)	0:18:25.6
189	108	Sandburg	Joe Martinez (Sr)	0:18:26.1
190	109	Carmel	Alex Kremply (Jr)	0:18:26.5
191		Lyons Township	Peter Lipinski (Jr)	0:18:27.1
192	110	Maine West	Kevin Arndt (Jr)	0:18:27.6
193	111	Maine West	Ian Fitzgerald (Jr)	0:18:28.3
194	112	Fremd	Mark Mosias (Sr)	0:18:28.7
195	113	Cary Grove	Pat Laughlin (Sr)	0:18:29.1
196		Lake Forest	Kelly Stevens (Sr)	0:18:29.5
197		Libertyville	Casey Quirk (Jr)	0:18:29.9
198		Libertyville	Logan Miller (So)	0:18:30.4
199		Maine South	Jon Ross (Jr)	0:18:31.0
200	114	St. Charles East	Jason Wandrey (Jr)	0:18:31.5
201	115	St. Charles East	Keenen Sellers (Sr)	0:18:32.1
202	116	Cary Grove	Dan Jacquier (So)	0:18:32.6
203	117	Hersey	MAtt Adams (Sr)	0:18:33.1
204	118	Fremd	Neil Lenahan (Jr)	0:18:34.9
205		Lyons Township	Ryan Tala (Jr)	0:18:37.0
206		Lyons Township	Steve Stefanik (Jr)	0:18:38.5
207		Lake Forest	William Barkhausen (Jr)	0:18:39.9
208		Lyons Township	David Mercado (Jr)	0:18:41.6
209		Barrington	John Kniesel (Jr)	0:18:42.5
210		York	Jake Swartz (Jr)	0:18:43.7
211		Lyons Township	Joe Daniels (Fr)	0:18:44.2
212		St. Charles North	Kyle Barker (Sr)	0:18:44.7
213		Dundee Crown	Mitch Groenhof (Sr)	0:18:45.1
214		Lake Forest	Zachary Richman (Jr)	0:18:45.6
215		York	Andrew Sletten (Sr)	0:18:46.1
216		Sandburg	Ben Pavur (Jr)	0:18:46.6
217		York	Abrar Mohiudon (Jr)	0:18:47.3
218		St. Charles North	Nick Manser (Sr)	0:18:47.8
219	119	Lake Zurich	Kurt Gibson (Jr)	0:18:48.5
220		Loyola Academy	Patrick Smith (So)	0:18:49.3
221	120	Cary Grove	Greg Jones (Sr)	0:18:51.1

222	York	Kent VanHorn (Sr)	0:18:51.5
223	Fremd	Gregory Nannini (Sr)	0:18:51.9
224	Barrington	Trip Chandor (Jr)	0:18:52.3
225	Lyons Township	Brian Merrion (Sr)	0:18:52.8
226	Barrington	Ed Tolle (Jr)	0:18:53.3
227	Loyola Academy	Brendan Carney (Jr)	0:18:54.1
228	121 Fenton	Tom Sullivan (Sr)	0:18:54.8
229	Loyola Academy	Kyle Brady (Jr)	0:18:55.4
230	Lake Forest	Shawyun Sariri (Jr)	0:18:55.7
231	Sandburg	Pat Murphy (Jr)	0:18:56.2
232	York	Joe Hughes (Jr)	0:18:56.9
233	Lake Zurich	Connor Corley (Jr)	0:18:57.6
234	122 Carmel	Joe Moriarty (Jr)	0:18:58.0
235	Loyola Academy	Mike Agosta (So)	0:18:58.7
236	Barrington	Phil Tobias (Jr)	0:18:59.7
237	Barrington	Jake Weisen (Jr)	0:19:00.2
238	123 Maine West	Steve Shaw (Sr)	0:19:00.6
239	Lyons Township	Nick Wesley (Jr)	0:19:01.0
240	Lake Forest	John Clark (Jr)	0:19:01.5
241	124 Maine West	Sean Doonan (Jr)	0:19:01.9
242	Lyons Township	Angelo Christopher (Jr)	0:19:02.5
243	York	Matthew Cecil (Sr)	0:19:02.9
244	Lake Forest	Harrison Gelderman (Jr)	0:19:03.4
245	Barrington	Dave Locascio (So)	0:19:04.1
246	Barrington	Tom Minwegen (So)	0:19:04.9
247	Prairie Ridge	Ben Simon (Jr)	0:19:05.9
248	Hersey	Rory Petersen (Jr)	0:19:07.1
249	Sandburg	Mark Canzona (Sr)	0:19:07.9
250	Libertyville	Weston Moser (Jr)	0:19:08.9
251	McHenry	Mike Shanahan (Sr)	0:19:09.9
252	Lake Forest	Michael Rozycki (Jr)	0:19:10.9
253	Lyons Township	Carl Peters (Jr)	0:19:12.1
254	125 Carmel	Ed Polenzani (Jr)	0:19:12.6
255	126 St. Charles East	Parth Kothari (Sr)	0:19:13.2
256	Cary Grove	Colton Strong (Sr)	0:19:13.6
257	Fremd	Chen David (Sr)	0:19:14.2
258	York	Kyle Khoury (Sr)	0:19:14.7
259	Libertyville	Unknown Athlete	0:19:15.2
260	Lyons Township	Paul Schied (Jr)	0:19:15.9
261	St. Charles North	Jeremy Van (Sr)	0:19:16.5
262	Libertyville	Joe Cavaliere (Jr)	0:19:17.2
263	Palatine	Telly Haloran (Sr)	0:19:20.4
264	Dundee Crown	Colin McCarthy (Jr)	0:19:25.0
265	127 Carmel	Rob Sheehan (Sr)	0:19:26.1
266	Dundee Crown	Jace Morganstein (Sr)	0:19:27.0
267	Cary Grove	Kevin Bartz (So)	0:19:27.7
268	Barrington	Carl Cullotta (Sr)	0:19:28.2
269	Lake Forest	Bradley Peet (Jr)	0:19:28.6
270	Barrington	Dan Arnold (Jr)	0:19:29.0
271	Lake Zurich	Terry Nelson (Sr)	0:19:30.8
272	Carmel	Frank Migliarese (Jr)	0:19:31.6
273	Lyons Township	Greg Arrata (Sr)	0:19:32.1
274	Lake Forest	Kort Koppmann (Jr)	0:19:32.6
275	Libertyville	Kyle Heffern (Jr)	0:19:33.1
276	Lake Forest	Frank Fineis (Jr)	0:19:33.6
277	Loyola Academy	Dan Hogan (Jr)	0:19:33.9
278	Barrington	Bobby Schramm (Sr)	0:19:34.8
279	Elgin	Russell Jostes (Sr)	0:19:35.4
280	128 Hononegah	Josh Kimberly (Sr)	0:19:35.9
281	Hersey	Pat Hamann (Sr)	0:19:36.8
282	Lake Forest	Stewart Yoo (Sr)	0:19:37.4
283	Lake Zurich	John Patitsas (Jr)	0:19:39.5
284	Cary Grove	Pat Smith (So)	0:19:41.1
285	Barrington	Andrew Larson (So)	0:19:42.6
286	Carmel	Socrates Kaitson (Sr)	0:19:43.3
287	Carmel	Justin Campbell (Sr)	0:19:43.9
288	York	Ben Herrmann (Sr)	0:19:44.6

290	York	Alex Ooman (Jr)	0:19:45.9
291	Loyola Academy	John Donchak (So)	0:19:46.8
292	Loyola Academy	Chris Miller (Sr)	0:19:47.6
293	Lyons Township	Joe Benz (Sr)	0:19:50.4
294	Fenton	Zohair Bokhari (Sr)	0:19:51.2
295	Libertyville	Steve Marks (Jr)	0:19:51.8
296	Loyola Academy	Conor Rundall (So)	0:19:52.5
297	Barrington	Lincoln Schulte (Jr)	0:19:53.3
298	Lake Forest	John Nedeau (Jr)	0:19:55.0
299	Lyons Township	Paul Gossett (Jr)	0:19:56.2
300	Loyola Academy	Bryan Jambois (So)	0:19:56.8
301	York	Matt Josephs (Jr)	0:19:57.2
302	Lyons Township	John Kepich (Jr)	0:19:57.7
303	Lyons Township	Jimmy Chase (Jr)	0:19:58.3
304	Sandburg	Matt Kujawa (Jr)	0:19:58.8
305	Elgin	Jesse Segura (Jr)	0:19:59.6
306	Lyons Township	Mark Vinicky (Sr)	0:20:00.1
307	129 Hononegah	Brylind Lawson (So)	0:20:00.7
308	Libertyville	Jon Goff (Jr)	0:20:01.2
309	Carmel	Mike Kane (Sr)	0:20:01.8
310	Carmel	Mike Mulroy (Jr)	0:20:02.4
311	Lake Forest	Matthew Blonder (Jr)	0:20:04.6
312	130 Fremd	Andy DalSanto (Jr)	0:20:07.0
313	Fremd	Samuel Akins (Jr)	0:20:19.5
314	York	Mark Hamilton (Jr)	0:20:19.9
315	Fremd	Yuma Sugikawa (Sr)	0:20:25.0
316	Fenton	Lou Depa (Sr)	0:20:25.6
317	Hersey	John Pendergraph (Jr)	0:20:26.1
318	Fenton	Kevin Larsen (Sr)	0:20:29.6
319	Fremd	Kyle Skala (Jr)	0:20:31.3
320	131 Maine West	Travis Wittenberg (Sr)	0:20:32.0
321	Lake Zurich	Aaron Curtis (Jr)	0:20:34.1
322	Fenton	Bilal Ahmed (Sr)	0:20:35.6
323	Loyola Academy	Kevin McDonnell (So)	0:20:36.5
324	Lyons Township	Ricky Lange (Jr)	0:20:39.4
325	Lake Forest	Sean Bonser (Sr)	0:20:42.5
326	Hersey	Pat Chamberlin (Jr)	0:20:43.5
327	Carmel	Sean Roynane (Jr)	0:20:45.6
328	Libertyville	James Babowice (Sr)	0:20:46.0
329	Lyons Township	Adam Sammarco (Jr)	0:20:46.8
330	Prairie Ridge	Alex Nelson (Jr)	0:20:49.4
331	132 Hononegah	Ryan Movahed (Jr)	0:20:49.8
332	Maine West	Joe Popley (Jr)	0:20:50.1
333	Lake Forest	David Kang (Sr)	0:20:54.1
334	133 Hononegah	Spencer Cushing (Jr)	0:20:55.7
335	York	Ajay Jakate (Sr)	0:20:56.2
336	Libertyville	Jackson Kontny (Sr)	0:20:56.7
337	Lake Forest	Andrew Favale (Sr)	0:21:03.1
338	Lake Forest	Alex Morrow (So)	0:21:06.9
339	St. Charles North	Will Paskey (Sr)	0:21:11.8
340	Maine West	Tom Berrum (Jr)	0:21:14.3
341	Lyons Township	John Lukaszewicz (Sr)	0:21:16.5
342	Maine West	Joe Kuhn (Jr)	0:21:17.7
343	York	Jimmy Nicolett (Jr)	0:21:18.3
344	York	Brian Pekron (Jr)	0:21:23.1
345	Libertyville	Luke Bailey (Sr)	0:21:25.7
346	Carmel	Tim Ruddell (Sr)	0:21:29.1
347	Hersey	Matt Kenney (Jr)	0:21:30.1
348	Palatine	Dan Larocca (Jr)	0:21:32.6
349	Barrington	Austin Denten (Jr)	0:21:44.4
350	Carmel	Jordan Nasenbeny (Sr)	0:21:49.7
351	Barrington	Ricky Johnson (Sr)	0:22:02.7
352	Lake Zurich	Phil Rykse (Jr)	0:22:03.2
353	Lake Zurich	Joe Fazekas (Jr)	0:22:06.7
354	Lake Zurich	Dan Rykse (Jr)	0:22:07.3
355	Prairie Ridge	Kyle Magly (Sr)	0:22:07.8
356	Lake Forest	Jack Walsh (Jr)	0:22:14.5

ANDREW THUNDERBOLTS

Joe Mortimer Invite
Combined Results

September 27, 2007

Place	School	Freshmen	Sophomore	Total
1	Sandburg	84	135	219
2	Cary Grove	205	92	297
3	Lincoln-Way Central	53	251	304
4	Oak Forest	153	283	436
5	Lockport	405	136	541
6	Brother Rice	473	86	559
7	Andrew	127	496	623
8	Illiana Christian	245	430	675
9	Joliet Township	253	436	689
10	Downers Grove South	353	359	712
11	Shepard	314	424	738
12	St. Laurence	390	390	780
13	Hinsdale South	388	417	805
14	Thornton Township Coop	495	512	1007
15	Bolingbrook	813	239	1052
16	Riverside-Brookfield	798	264	1062
17	Providence Catholic	474	612	1086
18	Hillcrest	245	1030	1275
19	Bremen	414	870	1284
20	Joliet Catholic	878	417	1295
21	Homewood-Flossmoor	693	629	1322
22	Oak Lawn	608	804	1412
23	Rich South	624	813	1437
24	Plainfield Central	593	850	1443
25	T.F. South	790	732	1522
26	St. Rita	664	963	1627
27	Rich Central	743	888	1631
28	Evergreen Park	738	957	1695
29	Eisenhower	829	901	1730
30	Tinley Park	960	912	1872
31	Bradley	No Team	738	None
32	Lemont	No Team	412	None
33	Lincoln-Way East	No Team	585	None
34	Mount Carmel	686	No Team	None
35	Richards	751	No Team	None
36	Stagg	No Team	371	None

JOE MORTIMER INVITATIONAL RESULTS**9/27/07****SOPH****2.83 MILES****@ TURTLEHEAD LAKE**

	<u>NAME</u>	<u>YEAR</u>	<u>TEAM</u>	<u>TIME</u>
1	Ed McDaniel	Sophomore	Oak Forest	16:01
2	Dave Janet	Sophomore	Brother Rice	16:02
3	Ryan Gustafson	Sophomore	Cary-Grove	16:05
4	Matt Gutierrez	Sophomore	Bolingbrook	16:06
5	Brian Corcoran	Sophomore	Brother Rice	16:06
6	Ryan Tully	Sophomore	Joliet Catholic Academy	16:07
7	Jesus Hernandez	Sophomore	Bolingbrook	16:18
8	Pathik Gandhi	Sophomore	Oak Forest	16:20
9	Tom Hoster	Sophomore	Lemont	16:21
10	Mat Piotrowski	Sophomore	Lockport	16:22
11	David Sajdak	Freshman	Lockport	16:23
12	Jason Maxwell	Sophomore	Cary-Grove	16:31
13	Ricky Alanis	Sophomore	Brother Rice	16:32
14	Mike Prokop	Sophomore	Shepard	16:32
15	Matt Klein	Sophomore	Cary-Grove	16:37
16	Frankie Frausto	Sophomore	Andrew	16:47
17	Zach Klaaren	Sophomore	Lincoln-Way Central	16:50
18	Spencer Zidarich	Sophomore	Downers Grove South	16:54
19	Eddy Gibbons	Sophomore	Cary-Grove	16:57
20	Dave Hansen	Sophomore	Providence Catholic	17:01
21	Martin Hinze	Sophomore	Bradley Bourbonnais	17:02
22	Paul Thomas	Sophomore	Lockport	17:03
23	TJ Norris	Sophomore	Homewood-Flossmoor	17:03
24	Chris Koutavas	Sophomore	Sandburg	17:04
25	Jeff Perino	Sophomore	Sandburg	17:06
26	Brian Cody	Sophomore	Brother Rice	17:08
27	Sean Keane	Sophomore	Sandburg	17:12
28	Mike Brower	Sophomore	Sandburg	17:15
29	Tyler Paul	Sophomore	Illian Christian	17:16
30	Matt Szott	Sophomore	Stagg	17:17
31	Ryan Sawyers	Sophomore	Sandburg	17:19
32	Bobby Castillo	Sophomore	Downers Grove South	17:19
33	Nick DeWolf	Sophomore	Sandburg	17:21
34	Peter Lyson	Sophomore	Riverside-Brookfield	17:21
35	Kyle Overby	Sophomore	Lincoln-Way Central	17:23
36	TJ Ryan	Sophomore	Oak Forest	17:28
37	Keegan Shepherd	Sophomore	Lincoln-Way Central	17:28
38	Tim Schereck	Sophomore	Andrew	17:29
39	Nouman Ali	Sophomore	Hinsdale South	17:30
40	Eric Currier	Sophomore	Brother Rice	17:31
41	Erwin Kehrt	Sophomore	Riverside-Brookfield	17:33
42	Tre Dantzler	Sophomore	Lockport	17:38
43	Matt Chmiel	Sophomore	Cary-Grove	17:39
44	Dave Melone	Sophomore	Riverside-Brookfield	17:40
45	John Altman	Sophomore	Sandburg	17:43
46	Eric Guth	Sophomore	Hinsdale South	17:44
47	John Tomaszewski	Sophomore	Andrew	17:45
48	Andy Lonergaw	Sophomore	Hinsdale South	17:47

JOE MORTIMER INVITATIONAL RESULTS**9/27/07****2.83 MILES****SOPH****@ TURTLEHEAD LAKE**

	<u>NAME</u>	<u>YEAR</u>	<u>TEAM</u>	<u>TIME</u>
51	Steve Strunka	Sophomore	Lockport	17:48
52	Ben Greer	Sophomore	Stagg	17:50
53	Steve Murphy	Sophomore	St. Laurence	17:51
54	Nyc Kilcoyne	Sophomore	Joliet Township	17:52
55	Peter Jaros	Sophomore	Brother Rice	17:52
56	Nick Martz	Sophomore	St. Laurence	17:53
57	Lee Koepke	Sophomore	Lemont	17:54
58	Nick Ludwig	Sophomore	Joliet Catholic Academy	17:55
59	Tom Tinorella	Sophomore	Brother Rice	17:58
60	Dan Hernandez	Sophomore	Cary-Grove	18:01
61	Jeff Silva	Sophomore	Bolingbrook	18:02
62	Ryan Gunn	Sophomore	Rich Central	18:04
63	Shaun Lawless	Sophomore	Lemont	18:05
64	Matt DeJong	Sophomore	Illian Christian	18:05
65	Roy Adcock	Sophomore	Lockport	18:06
66	Paul Ocai	Sophomore	Sandburg	18:08
67	John Burch	Sophomore	Sandburg	18:09
68	Darryl Chavers	Sophomore	Thornton Township Co-op	18:10
69	Brandon Sheeran	Sophomore	St. Laurence	18:11
70	Kurt Marks	Sophomore	Sandburg	18:12
71	Ron Evans	Sophomore	Sandburg	18:13
72	Charlie Rock	Sophomore	Riverside-Brookfield	18:13
73	Kirk Razon	Sophomore	Riverside-Brookfield	18:14
74	Ryan Blackmon	Sophomore	Thornton Township Co-op	18:17
75	Mark Carlson	Sophomore	Bolingbrook	18:18
76	TKeyton Abrams	Sophomore	Thornton Township Co-op	18:22
77	Sam Joutras	Sophomore	Providence Catholic	18:23
78	Bret Worker	Sophomore	Lincoln-Way East	18:23
79	Louis DeBella	Sophomore	Sandburg	18:24
80	Mario Bovino	Sophomore	T.F. South	18:26
81	Eddie Butkus	Sophomore	Sandburg	18:26
82	Craig Toren	Sophomore	Illian Christian	18:27
83	Jake Harvey	Sophomore	Joliet Township	18:29
84	John Walsh	Sophomore	Stagg	18:30
85	Matt Crescent	Sophomore	T.F. South	18:32
86	Chris Rice	Sophomore	Stagg	18:32
87	Travis Vaughn	Sophomore	Cary-Grove	18:34
88	Anthony Trypin	Sophomore	Sandburg	18:35
89	Austin Chalkey	Sophomore	Joliet Catholic Academy	18:36
90	Felipe Rivera	Sophomore	Eisenhower	18:37
91	Nick Bravo	Sophomore	Joliet Township	18:38
92	Nick Bade	Sophomore	Bolingbrook	18:38
93	Bridale Robinson	Sophomore	Rich South	18:39
94	Taylor Zarembo	Sophomore	Riverside-Brookfield	18:40
95	Kevin Lemke	Sophomore	Joliet Catholic Academy	18:41
96	Mike Herman	Sophomore	Downers Grove South	18:43
97	Marco Gutierrez	Sophomore	Joliet Township	18:44
98	Larry Narvaez	Sophomore	St. Laurence	18:44

JOE MORTIMER INVITATIONAL RESULTS**9/27/07
SOPH****2.83 MILES
@ TURTLEHEAD LAKE**

	<u>NAME</u>	<u>YEAR</u>	<u>TEAM</u>	<u>TIME</u>
101	Tim Hosty	Freshman	Lincoln-Way East	18:49
102	Phillip High	Sophomore	Rich South	18:53
103	Pat Hopkins	Sophomore	Lemont	18:54
104	Nick Streicher	Sophomore	Providence Catholic	18:56
105	Quinton Ford	Sophomore	Downers Grove South	18:57
106	Mike Koltis	Sophomore	Hinsdale South	18:59
107	Martin Lesniak	Sophomore	Lockport	19:00
108	Chris Madison	Sophomore	Downers Grove South	19:04
109	Mark Martinez	Sophomore	Brother Rice	19:05
110	Dan Jacquier	Sophomore	Cary-Grove	19:06
111	Kyle Berg	Sophomore	Joliet Township	19:06
112	Matt Gierut	Sophomore	Downers Grove South	19:10
113	Matt Beary	Sophomore	Lincoln-Way Central	19:11
114	Ed Kazupski	Sophomore	St. Laurence	19:12
115	Matt Kirwan	Sophomore	Shepard	19:17
116	Ali Odeh	Sophomore	Oak Lawn	19:19
117	Marty Rodriguez	Sophomore	Tinley Park	19:20
118	Hardik Patel	Sophomore	Oak Forest	19:22
119	Tim Nance	Freshman	Stagg	19:23
120	Andrew Soulian	Sophomore	Oak Forest	19:24
121	Jay Guerero	Sophomore	Shepard	19:27
122	Greg Lyons	Sophomore	Cary-Grove	19:28
123	Bob Derango	Sophomore	St. Laurence	19:29
124	Sebastian Hernandez	Sophomore	Shepard	19:30
125	Pierre Hurley	Sophomore	Lincoln-Way Central	19:32
126	Derek Brummel	Sophomore	Illian Christian	19:39
127	Eric Casey	Sophomore	Bolingbrook	19:43
128	Joe Caffarini	Sophomore	Lincoln-Way Central	19:43
129	Byran Templeman	Sophomore	Illian Christian	19:44
130	Mike Sitter	Sophomore	Riverside-Brookfield	19:48
131	Kevin McCollum	Sophomore	Evergreen Park	19:50
132	Alex Morales	Sophomore	Stagg	19:51
133	Bill Barker	Sophomore	Oak Lawn	19:52
134	Mike Brassea	Sophomore	Lincoln-Way East	19:54
135	Brian McKay	Sophomore	Lincoln-Way East	19:55
136	Steven Elmore	Sophomore	Thornton Township Co-op	20:01
137	Ian Toppett	Sophomore	Lincoln-Way East	20:02
138	Pat Williams	Sophomore	St. Laurence	20:02
139	Jake Tiemersma	Sophomore	Illian Christian	20:03
140	Kevin Bartz	Sophomore	Cary-Grove	20:06
141	Joey Martino	Sophomore	Bradley Bourbonnais	20:08
142	Kevin Kowalisyn	Sophomore	Homewood-Flossmoor	20:08
143	Matt Pavalaka	Sophomore	Lincoln-Way East	20:09
144	Rob Valdez	Sophomore	Oak Lawn	20:11
145	Josh Wegler	Sophomore	Lincoln-Way Central	20:11
146	Alex Campos	Sophomore	Joliet Township	20:13
147	Erik Bintner	Sophomore	Downers Grove South	20:17
148	Andrew Vasilenko	Sophomore	Plainfield Central	20:23

JOE MORTIMER INVITATIONAL RESULTS**9/27/07****2.83 MILES****SOPH****@ TURTLEHEAD LAKE**

	<u>NAME</u>	<u>YEAR</u>	<u>TEAM</u>	<u>TIME</u>
151	Pat Blanchet	Sophomore	Shepard	20:29
152	Brandon Marolda	Sophomore	Lockport	20:31
153	Jimmy Mossberger	Sophomore	Joliet Township	20:32
154	Alex Bennet	Sophomore	Plainfield Central	20:32
155	Bill Coglianes	Sophomore	Sandburg	20:33
156	Robby McGrath	Sophomore	T.F. South	20:34
157	Sam Miles	Sophomore	Downers Grove South	20:38
158	Andre Hummond	Sophomore	Thornton Township Co-op	20:39
159	Garrett Daniels	Sophomore	Homewood-Flossmoor	20:41
160	Jake Vittori	Sophomore	Sandburg	20:43
161	Matthew Mitchell	Sophomore	Lincoln-Way Central	20:44
162	Zach Record	Sophomore	Shepard	20:50
163	Matt Ivancic	Sophomore	Stagg	20:56
164	Orlando Castaneda	Freshman	Lincoln-Way East	21:00
165	Dave Sheehan	Sophomore	Oak Forest	21:03
166	Brandon Mitchell	Sophomore	Lincoln-Way Central	21:05
167	Zach Bempke	Sophomore	Lincoln-Way East	21:07
168	Isaias Hernandez	Sophomore	Bremen	21:10
169	Nick Pasioka	Sophomore	Joliet Catholic Academy	21:17
170	David Sotir	Sophomore	Plainfield Central	21:18
171	Connor Taff	Sophomore	St. Rita	21:19
172	Adam Warpinski	Sophomore	Joliet Catholic Academy	21:23
173	Pete Hernandez	Sophomore	Plainfield Central	21:27
174	Francisco Sanantonio	Sophomore	Joliet Township	21:28
175	Jake Dunnett	Freshman	Lincoln-Way East	21:28
176	Navin Abraham	Sophomore	Hinsdale South	21:39
177	Sebastian Merkle	Sophomore	Tinley Park	21:41
178	Ben Ginger	Sophomore	Hinsdale South	21:58
179	Antonio Bibian	Sophomore	Joliet Township	21:58
180	Jimmy Dillenburg	Sophomore	Lemont	21:59
181	Ryan Kee	Sophomore	Bradley Bourbonnais	22:01
182	Jim Evans	Sophomore	Sandburg	22:12
183	Cody Reed	Sophomore	Shepard	22:22
184	Isaiah Brown	Sophomore	St. Rita	22:22
185	Ron Holmes	Sophomore	Illian Christian	22:34
186	Cortez Campbell	Sophomore	Joliet Township	22:40
187	Dennis Vorreyer	Sophomore	Hinsdale South	22:53
188	Antoine Ollison	Sophomore	Joliet Township	22:56
189	Henry Schmidt	Freshman	Stagg	22:57
190	Neil Kuehnle	Sophomore	Andrew	23:01
191	Max Brekke	Sophomore	Lincoln-Way East	23:04
192	Matt Garrison	Sophomore	Bremen	23:06
193	Jarret Benton	Sophomore	Eisenhower	23:06
194	Keith Burghgraef	Sophomore	Illian Christian	23:07
195	Trey Love	Freshman	Bradley Bourbonnais	23:15
196	James McClelland	Sophomore	Joliet Township	23:49
197	Steve Scheide	Sophomore	St. Rita	23:57
198	Israel Suarez	Sophomore	Joliet Township	24:17
199	James Goldthorpe	Sophomore	Hinsdale South	24:18
200	Tyler Rodriguez	Sophomore	Bradley Bourbonnais	24:28
201	Justin Szykowny	Sophomore	Shepard	24:30
202	Shane Gilligan	Sophomore	Oak Forest	25:52
203		Sophomore	Hinsdale South	25:55
204	Brandon Randle	Sophomore	Hillcrest	27:03

ANDREW THUNDERBOLTS

Joe Mortimer Invite (Soph)
2.83 Miles

September 27, 2007

Place	School	Top Five Places					Points
1	Brother Rice	2	5	13	26	40	86
2	Cary Grove	3	12	15	19	43	92
3	Sandburg	24	25	27	28	31	135
4	Lockport	10	11	22	42	51	136
5	Bolingbrook	4	7	61	75	92	239
6	Lincoln-Way Central	17	35	37	49	113	251
7	Riverside-Brookfield	34	41	44	72	73	264
8	Oak Forest	1	8	36	118	120	283
9	Downers Grove South	18	32	96	105	108	359
10	Stagg	30	52	84	86	119	371
11	St. Laurence	53	56	69	98	114	390
12	Lemont	9	57	63	103	180	412
13	Hinsdale South	39	46	48	106	178	417
14	Joliet Catholic	6	58	89	95	169	417
15	Shepard	14	50	115	121	124	424
16	Illiana Christian	29	64	82	126	129	430
17	Joliet Township	54	83	91	97	111	436
18	Andrew	16	38	47	190	205	496
19	Thornton Township Coop	68	74	76	136	158	512
20	Lincoln-Way East	78	101	134	135	137	585
21	Providence Catholic	20	77	104	205	206	612
22	Homewood-Flossmoor	23	100	142	159	205	629
23	T.F. South	80	85	156	205	206	732
24	Bradley	21	141	181	195	200	738
25	Oak Lawn	116	133	144	205	206	804
26	Rich South	93	102	205	206	207	813
27	Plainfield Central	148	154	170	173	205	850
28	Bremen	99	168	192	205	206	870
29	Rich Central	62	205	206	207	208	888
30	Eisenhower	90	193	205	206	207	901
31	Tinley Park	117	177	205	206	207	912
32	Evergreen Park	131	205	206	207	208	957
33	St. Rita	171	184	197	205	206	963
34	Hillcrest	204	205	206	207	208	1030

JOE MORTIMER INVITATIONAL RESULTS**9/27/07****1.8 MILES****FROSH****@ TURTLEHEAD LAKE**

	<u>NAME</u>	<u>YEAR</u>	<u>TEAM</u>	<u>TIME</u>
1	Mike Tortorelli	Freshman	Sandburg	10:01
2	Kyle Counter	Freshman	Lincoln-Way Central	10:02
3	Justin McKanna	Freshman	Sandburg	10:13
4	Cory Scharwarth	Freshman	Lincoln-Way Central	10:16
5	Rajae Neucke	Freshman	Hillcrest	10:19
6	Dean Knieps	Freshman	Andrew	10:19
7	Mike Falco	Freshman	Andrew	10:19
8	Josh Driver	Freshman	Oak Forest	10:20
9	Mohammad Hamad	Freshman	Richards	10:22
10	Ryan Sheeran	Freshman	St. Laurence	10:24
11	Ed Gasca	Freshman	Lincoln-Way Central	10:25
12	JeJaun Mauldin	Freshman	Shepard	10:29
13	Joey Dykstra	Freshman	Illiana Christian	10:30
14	Jacob Brown	Freshman	Lincoln-Way Central	10:34
15	James Easterhouse	Freshman	Mount Carmel	10:36
16	Alex Kordas	Freshman	Sandburg	10:40
17	Jack Arendt	Freshman	Hinsdale South	10:43
18	Jeff Lester	Freshman	Downers Grove South	10:44
19	Cory Wilson	Freshman	Downers Grove South	10:46
20	Pat Hurley	Freshman	Brother Rice	10:47
21	Sam Wietlispach	Freshman	Joliet Township	10:47
22	Kyle Scharwarth	Freshman	Lincoln-Way Central	10:47
23	Dan Brumbaugh	Freshman	Shepard	10:48
24	Isaac Withrow	Freshman	Andrew	10:48
25	Mike Shaw	Freshman	Providence Catholic	10:49
26	Nick Hamilton	Freshman	Andrew	10:51
27	Ryan Duffy	Freshman	Sandburg	10:59
28	Kevin Ryan	Freshman	Providence Catholic	10:59
29	Will Jarnebro	Freshman	Cary-Grove	11:01
30	Alex Carey	Freshman	Oak Forest	11:01
31	Joe Biegel	Freshman	Cary-Grove	11:03
32	Rick Rodriguez	Freshman	Oak Forest	11:05
33	Joshua Clanton	Freshman	Thornton Township Co-op	11:09
34	Ty Hillegonds	Freshman	Illiana Christian	11:09
35	Jeff Lindstrom	Freshman	Joliet Township	11:10
36	Justin Doyle	Freshman	Bremen	11:12
37	Jack Flaherty	Freshman	Sandburg	11:13
38	Chris Henk	Freshman	Cary-Grove	11:15
39	Jordan Ondrus	Freshman	Sandburg	11:17
40	Pat Stepp	Freshman	Oak Forest	11:18
41	Bob O'Brien	Freshman	St. Laurence	11:19
42	Connor Lepretre	Freshman	St. Rita	11:19
43	Eamon Przekwas	Freshman	Oak Forest	11:20
44	Marc Nunez	Freshman	Eisenhower	11:20
45	Paul Kozak	Freshman	Lockport	11:21
46	Deonte Coleman	Freshman	Hillcrest	11:23
47	Ethan Brew	Freshman	Evergreen Park	11:24
48	Scott Sigsworth	Freshman	Cary-Grove	11:24

JOE MORTIMER INVITATIONAL RESULTS

9/27/07
FROSH

1.8 MILES
@ TURTLEHEAD LAKE

	<u>NAME</u>	<u>YEAR</u>	<u>TEAM</u>	<u>TIME</u>
51	Matt Piper	Freshman	Sandburg	11:27
52	Danny DeWolf	Freshman	Sandburg	11:27
53	Luke Beaumont	Freshman	Lockport	11:28
54	Justin VanderAa	Freshman	Illiana Christian	11:30
55	Henry Sulluchuco	Freshman	Rich South	11:32
56	Alex Putz	Freshman	Oak Forest	11:33
57	Scott Crosby	Freshman	Lincoln-Way Central	11:38
58	Bobby Hernandez	Freshman	Shepard	11:39
59	Tyler Peterson	Freshman	Cary-Grove	11:41
60	Tony Burleson	Freshman	Bremen	11:41
61	Robby Mitsos	Freshman	Lockport	11:42
62	Osha Richardson	Freshman	Thornton Township Co-op	11:43
63	Eric Longoria **	Freshman	Hinsdale South	11:43
64	Dan Truesdale	Freshman	Andrew	11:44
65	Alex Brockman	Freshman	Homewood-Flossmoor	11:45
66	Tom Sears	Freshman	Joliet Township	11:46
67	Chris Leffler	Freshman	Plainfield Central	11:47
68	Shawn Stapinski	Freshman	Lincoln-Way Central	11:48
69	Alec Logothetis	Freshman	Providence Catholic	11:49
70	Jake Byma	Freshman	Illiana Christian	11:50
71	Scotty Thomas	Freshman	Hillcrest	11:50
72	Tony Burke	Freshman	Oak Forest	11:51
73	Mark Hicks	Freshman	Hillcrest	11:52
74	Ryan Piaskowy	Freshman	Illiana Christian	11:53
75	Dakota Polley	Freshman	T.F. South	11:53
76	Joe Behrens	Freshman	Oak Forest	11:54
77	Ryan Peterson	Freshman	Cary-Grove	11:55
78	Jonathan Johnson	Freshman	Rich Central	11:56
79	James Williamson	Freshman	Rich Central	11:57
80	Steve Scannell	Freshman	Mount Carmel	11:58
81	William Smith	Freshman	Hillcrest	11:58
82	Michael O'Rourke	Freshman	Joliet Township	11:59
83	Kyle Polk	Freshman	Andrew	12:00
84	Dan Jeffries	Freshman	Andrew	12:00
85	Ryan Hawken	Freshman	Hinsdale South	12:02
86	Max Bromley	Freshman	Lincoln-Way Central	12:03
87	Jim Hallberg	Freshman	Brother Rice	12:04
88	Chris Andrae	Freshman	Joliet Catholic Acadmey	12:06
89	Ryan Rey	Freshman	Plainfield Central	12:06
90	Pat Lippi	Freshman	Downers Grove South	12:07
91	Jamie Bandy	Freshman	Joliet Township	12:08
92	Niko Pesek	Freshman	Cary-Grove	12:08
93	Mike Mossman	Freshman	St. Laurence	12:11
94	Kevin Johnson	Freshman	Oak Lawn	12:12
95	Sean Miller	Freshman	Joliet Township	12:13
96	Ryan Constantine	Freshman	Riverside-Brookfield	12:14
97	Ryan Travis	Freshman	Oak Forest	12:14
98	Austin Gomez	Freshman	Andrew	12:18

JOE MORTIMER INVITATIONAL RESULTS**9/27/07
FROSH****1.8 MILES
@ TURTLEHEAD LAKE**

	<u>NAME</u>	<u>YEAR</u>	<u>TEAM</u>	<u>TIME</u>
101	Tim Benedict	Freshman	Hinsdale South	12:21
102	Roosevelt Conklin	Freshman	Rich South	12:22
103	Chris Kosmopolis	Freshman	Shepard	12:23
104	Abe Zavala	Freshman	Oak Lawn	12:30
105	Julio Gutierrez	Freshman	St. Laurence	12:34
106	Eric McGlothen	Freshman	Hillcrest	12:35
107	Derrick Boyd	Freshman	Thornton Township Co-op	12:37
108	Andrew Wilson	Freshman	Joliet Township	12:37
109	Eric Orzechowski	Freshman	Bremen	12:38
110	Zach Able	Freshman	Bremen	12:38
111	Jack Tinberg	Freshman	Oak Forest	12:39
112	Kyle Engel	Freshman	Downers Grove South	12:39
113	Luke Coffman	Freshman	St. Rita	12:40
114	Dave Parilla	Freshman	Downers Grove South	12:40
115	Enrique Rubio	Freshman	Brother Rice	12:44
116	Mike Simmons	Freshman	Oak Lawn	12:45
117	Victor Gurrero	Freshman	Lockport	12:46
118	Mark Hasier	Freshman	Shepard	12:47
119	Kedar Puvar	Freshman	Downers Grove South	12:48
120	Chris Sivak	Freshman	Andrew	12:50
121	Connor Fitzgerald	Freshman	Brother Rice	12:50
122	Joe Vadakara	Freshman	Hinsdale South	12:51
123	Wolfie Foulkes	Freshman	Riverside-Brookfield	12:52
124	John Kim	Freshman	Andrew	12:53
125	Andrew Jackson	Freshman	Homewood-Flossmoor	12:54
126	Troy Griffin	Freshman	Hillcrest	12:55
127	Brian Eich	Freshman	Plainfield Central	12:56
128	Lance Simpson	Freshman	Bremen	12:56
129	Jon Loughran	Freshman	Lockport	12:57
130	Ryan Griffin	Freshman	Brother Rice	12:58
131	Sean McCormick	Freshman	St. Rita	12:59
132	Sean Bulfin	Freshman	Andrew	13:01
133	Aaron Bryant	Freshman	Bremen	13:02
134	Chad Bosman	Freshman	Downers Grove South	13:03
135	David Watts	Freshman	Rich South	13:04
136	Earl Pugh	Freshman	Joliet Township	13:05
137	Maquil Collins	Freshman	Hillcrest	13:07
138	Tunde Okiki	Freshman	Thornton Township Co-op	13:08
139	Scott McKeever	Freshman	Bolingbrook	13:09
140	Kyle Hart	Freshman	Downers Grove South	13:11
141	Matt Elizalde	Freshman	St. Laurence	13:12
142	Christian Siwa	Freshman	Oak Lawn	13:14
143	Dylan Eich	Freshman	Plainfield Central	13:14
144	Dan Feigl	Freshman	Bolingbrook	13:15
145	Rich Hennessey	Freshman	Oak Forest	13:16
146	Kenny Karrson	Freshman	T.F. South	13:17
147	Darshan Patel	Freshman	Oak Forest	13:21
148	Connor Jennings	Freshman	Homewood-Flossmoor	13:24

JOE MORTIMER INVITATIONAL RESULTS**9/27/07
FROSH****1.8 MILES
@ TURTLEHEAD LAKE**

	<u>NAME</u>	<u>YEAR</u>	<u>TEAM</u>	<u>TIME</u>
151	Will Spiewak	Freshman	Cary-Grove	13:28
152	Carlos Marcedo	Freshman	Oak Lawn	13:30
153	Derek Tavares	Freshman	Andrew	13:34
154	Bernard Jessup	Freshman	Rich South	13:35
155	Leon Wilson	Freshman	Thornton Township Co-op	13:37
156	Chris Pelech	Freshman	Providence Catholic	13:41
157	Brenden Buckley	Freshman	Richards	13:42
158	Andrew Wermer	Freshman	Joliet Township	13:43
159	Matthew Elmore	Freshman	Thornton Township Co-op	13:45
160	Frank Belsis	Freshman	Brother Rice	13:47
161	Jermaine Thomas	Freshman	Thornton Township Co-op	13:48
162	Antonio Rosario	Freshman	Bolingbrook	13:50
163	Nathan Weseloh	Freshman	Bremen	13:51
164	Tyler Guzinski	Freshman	Sandburg	13:54
165	Exon Smith	Freshman	Hillcrest	14:00
166	Alex Chor	Freshman	Oak Forest	14:02
167	Michael Driggers	Freshman	Plainfield Central	14:02
168	A.J. Grover	Freshman	Shepard	14:07
169	Charlie McTov	Freshman	Downers Grove South	14:10
170	John Boldt	Freshman	Tinley Park	14:11
171	Kadeem Thornton	Freshman	Hillcrest	14:13
172	Shannahan Arrez	Freshman	Bolingbrook	14:14
173	Jan Neri	Freshman	Oak Forest	14:15
174	D'Andre Slaughter	Freshman	Bremen	14:21
175	Julien Johnson	Freshman	Homewood-Flossmoor	14:21
176	Sam Wiersma	Freshman	T.F. South	14:37
177	Zach Miller	Freshman	Lincoln-Way Central	14:38
178	Reggie Eaton	Freshman	Rich South	14:39
179	Kevin Colley	Freshman	Lincoln-Way Central	14:41
180	Ryan Thompson	Freshman	Homewood-Flossmoor	14:48
181	D'Andrey Fields	Freshman	Thornton Township Co-op	15:04
182	Kevin Connery	Freshman	St. Rita	15:09
183	Lebarron Hull	Freshman	Hillcrest	15:15
184	Dan Lullo	Freshman	Plainfield Central	15:29
185	Chris Keeling	Freshman	Bremen	15:32
186	Chris Villereal	Freshman	Riverside-Brookfield	15:37
187	Dave Mitchell	Freshman	St. Laurence	15:40
188	Sean Cunningham	Freshman	Oak Lawn	15:45
189	Cory Digangi	Freshman	Bremen	15:51
190	Sean Doyle	Freshman	Bremen	15:57
191	Tim Moroney	Freshman	Downers Grove South	16:36
192	Marcus Nestor	Freshman	Richards	17:19
193	James Jones	Freshman	Rich Central	18:43
194	Kyle Benton	Freshman	Eisenhower	19:05
195	Mike Fetzer	Freshman	Oak Lawn	21:40

ANDREW THUNDERBOLTS

Joe Mortimer Invite (Frosh)
1.80 Miles

September 27, 2007

Place	School	Top Five Places					Points
1	Lincoln-Way Central	2	4	11	14	22	53
2	Sandburg	1	3	16	27	37	84
3	Andrew	6	7	24	26	64	127
4	Oak Forest	8	30	32	40	43	153
5	Cary Grove	29	31	38	48	59	205
6	Hillcrest	5	46	50	71	73	245
7	Illiana Christian	13	34	54	70	74	245
8	Joliet Township	21	35	49	66	82	253
9	Shepard	12	23	58	103	118	314
10	Downers Grove South	18	19	90	112	114	353
11	Hinsdale South	17	63	85	101	122	388
12	St. Laurence	10	41	93	105	141	390
13	Lockport	45	53	61	117	129	405
14	Bremen	36	60	99	109	110	414
15	Brother Rice	20	87	115	121	130	473
16	Providence Catholic	25	28	69	156	196	474
17	Thornton Township Coop	33	62	107	138	155	495
18	Plainfield Central	67	89	127	143	167	593
19	Oak Lawn	94	104	116	142	152	608
20	Rich South	55	102	135	154	178	624
21	St. Rita	42	113	131	182	196	664
22	Mount Carmel	15	80	196	197	198	686
23	Homewood-Flossmoor	65	125	148	175	180	693
24	Evergreen Park	47	100	196	197	198	738
25	Rich Central	78	79	193	196	197	743
26	Richards	9	157	192	196	197	751
27	T.F. South	75	146	176	196	197	790
28	Riverside-Brookfield	96	123	186	196	197	798
29	Bolingbrook	139	144	162	172	196	813
30	Eisenhower	44	194	196	197	198	829
31	Joliet Catholic	88	196	197	198	199	878
32	Tinley Park	170	196	197	198	199	960

LOCKTOBERFEST VAR

AT DELLWOOD PARK

09/29/07

SCORES			
1. Naperville (Neuqua Valley)	20	5. Buffalo Grove	128
2. Moline	49	6. Naperville North	141
3. Orland Park Sandburg	102	7. Lockport Township High	182
4. Lincoln Way East	124	8. Palos Heights Shepard	231

MEN'S F/S 5K

INDIVIDUAL RESULTS

FIN	NAME	TEAM	NUM	RESULTS	PTS
1.	Jordan Lagomarcino (10)	Naperville (Neuqua Valley)	143	17:26.4	1
2.	David Wing (10)	Naperville (Neuqua Valley)	147	17:26.9	2
3.	Jeremy Pylypczak (10)	Naperville (Neuqua Valley)	144	17:37.2	3
4.	Alex Stojanovic (9)	Moline	134	17:37.5	4
5.	Eric White (9)	Moline	136	17:38.0	5
6.	Carlton Folster (10)	Naperville (Neuqua Valley)	139	17:38.5	6
7.	Ian Miller (10)	Moline	131	17:39.0	7
8.	William Klimczak (10)	Naperville (Neuqua Valley)	141	17:41.0	8
9.	Ryan Pater (10)	Buffalo Grove	105	17:48.4	9
10.	CHRIS WOODARD (10)	Naperville North	168	17:54.5	10
11.	John niendorf (09)	Lincoln Way East	123	17:55.8	11
12.	Mike Tortorelli (FR)	Orland Park Sandburg	157	17:58.2	12
13.	James Krist (10)	Naperville (Neuqua Valley)	142	18:01.6	F
14.	Rob Sassa (10)	Naperville (Neuqua Valley)	145	18:05.6	P
15.	Andrew Tout (09)	Naperville (Neuqua Valley)	146	18:06.1	-
16.	Paul Thomas (10)	Lockport Township High	110	18:14.4	15
17.	Luke Padesky (9)	Moline	132	18:22.9	16
18.	Aaron Peck (9)	Moline	133	18:23.9	17
19.	ADAM NEWMAN (10)	Naperville North	163	18:24.9	18
20.	Tyler Berman (10)	Buffalo Grove	100	18:31.0	19
21.	Chris Sorgani (10)	Buffalo Grove	107	18:31.6	20
22.	Rob Covington (10)	Naperville (Neuqua Valley)	138	18:32.1	-
23.	Chris Koutavas (SO)	Orland Park Sandburg	152	18:32.5	21
24.	Sean Keane (SO)	Orland Park Sandburg	151	18:33.0	22
25.	Justin McKanna (FR)	Orland Park Sandburg	153	18:33.8	23
26.	Mike Brower (SO)	Orland Park Sandburg	148	18:34.4	24
27.	julius medez (10)	Lincoln Way East	122	18:34.9	25
28.	joe pavilonis (10)	Lincoln Way East	124	18:38.6	26
29.	Nick DeWolf (SO)	Orland Park Sandburg	150	18:39.6	F
30.	Chase Mattecheck (10)	Moline	129	18:40.3	F
31.	Ryan Sawyers (SO)	Orland Park Sandburg	156	18:43.9	P
32.	Jeff Perino (SO)	Orland Park Sandburg	155	18:45.7	-
33.	jimmy conboy (10)	Lincoln Way East	119	18:46.5	30
34.	Dan Hannapel (10)	Palos Heights Shepard	453	18:55.7	31
35.	john satkus (09)	Lincoln Way East	126	18:56.5	32
36.	Trey Dantzlar (10)	Lockport Township High	112	18:59.6	33
37.	CODY SCHLAHT (9)	Naperville North	164	19:00.3	34
38.	john brassea (10)	Lincoln Way East	118	19:04.4	P
39.	Michael Castel (10)	Moline	128	19:11.1	P
40.	Jake Marthaler (09)	Buffalo Grove	104	19:19.2	37
41.	Anthony McCammon (10)	Moline	130	19:20.9	-
42.	kevin rice (09)	Lincoln Way East	125	19:21.5	F
43.	JOE WILLIAMS (10)	Naperville North	167	19:22.1	35
44.	alex gleason (10)	Lincoln Way East	120	19:27.5	-
45.	ALEX WANG (10)	Naperville North	166	19:31.4	40
46.	Steve Strunka (10)	Lockport Township High	113	19:32.9	41

LOCKTOBERFEST VAR

AT DELLWOOD PARK

09/29/07

INDIVIDUAL RESULTS

FIN	NAME	TEAM	NUM	RESULTS	PTS
47.	NICK LIESEN (9)	Naperville North	162	19:34.4	P
48.	John Burch (SO)	Orland Park Sandburg	149	19:35.5	-
49.	Alex Timm (10)	Moline	135	19:38.1	-
50.	Seth Williams (9)	Moline	137	19:38.6	-
51.	Nate Pereria (10)	Buffalo Grove	106	19:39.3	43
52.	dan krzak (10)	Lincoln Way East	121	19:39.8	-
53.	Dan Brumbaugh (9)	Palos Heights Shepard	454	19:48.4	44
54.	ALEX FLEMING (9)	Naperville North	160	19:49.4	P
55.	Shawn Lawless (09)	Lemont	189	19:50.8	=
56.	MIKE FITZ (9)	Naperville North	159	20:04.4	-
57.	Paul Ocai (SO)	Orland Park Sandburg	154	20:09.3	-
58.	stephen seposs (09)	Lincoln Way East	127	20:09.8	-
59.	JOSH GORALSKI (10)	Naperville North	161	20:12.4	-
60.	Pat Hopkins (10)	Lemont	188	20:16.0	-
61.	Roy Adcock (10)	Lockport Township High	111	20:30.9	46
62.	Paul Kozak (9)	Lockport Township High	114	20:33.2	47
63.	Martin Lesniak (9)	Lockport Township High	478	20:35.8	P
64.	Sean Kelly (09)	Buffalo Grove	103	20:36.4	P
65.	JUSTIN TAN (10)	Naperville North	165	20:56.8	-
66.	Matt Curran (10)	Buffalo Grove	101	21:14.6	P
67.	Bobby Hernandez (9)	Palos Heights Shepard	458	21:15.1	51
68.	Matt Kirwan (10)	Palos Heights Shepard	456	21:21.8	52
69.	Jay Guerrero (10)	Palos Heights Shepard	457	21:22.9	53
70.	A.J. Witzke (10)	Buffalo Grove	109	21:37.2	-
71.	Chris Kosmopolis (9)	Palos Heights Shepard	459	21:40.8	P
72.	Luke Beaumont (9)	Lockport Township High	115	21:56.9	P
73.	Ian Toppett (10)	Lincoln Way North	186	22:08.0	-
74.	Erik Thornholm (09)	Buffalo Grove	108	22:34.0	-
75.	Patrick Blanchet (10)	Palos Heights Shepard	455	22:34.5	P
76.	Zach Record (10)	Palos Heights Shepard	473	22:43.1	-
77.	Orlando Castaneta (09)	Lincoln Way North	180	22:55.5	=
78.	Jon Loughran	Lockport Township High	117	22:57.6	-
79.	Mark Hasier (9)	Palos Heights Shepard	460	23:27.2	-
80.	Victor Guerro (9)	Lockport Township High	116	24:09.9	-
81.	Jake Dunnett (09)	Lincoln Way North	181	24:12.8	-
82.	Max Brekke (09)	Lincoln Way North	179	26:36.0	-
83.	James Dillenburg (09)	Lemont	187	27:36.2	-

LOCKTOBERFEST VAR

AT DELLWOOD PARK

09/29/07

TEAM RESULTS

TEAM	NAME	FIN	RESULTS	PTS
1. Naperville (Neuqua Valley)	Jordan Lagomarcino (10)	1	17:26	1
	David Wing (10)	2	17:26	2
	Jeremy Pylypczak (10)	3	17:37	3
	Carlton Folster (10)	6	17:38	6
	William Klimczak (10)	8	17:41	8
	James Krist (10)	13	18:01	
	Rob Sassa (10)	14	18:05	
	** TEAM TOTAL **		1:27:48	20
2. Moline	Alex Stojanovic (9)	4	17:37	4
	Eric White (9)	5	17:38	5
	Ian Miller (10)	7	17:39	7
	Luke Padesky (9)	17	18:22	16
	Aaron Peck (9)	18	18:23	17
	Chase Mattechck (10)	30	18:40	
	Michael Castel (10)	39	19:11	
	** TEAM TOTAL **		1:29:39	49
3. Orland Park Sandburg	Mike Tortorelli (FR)	12	17:58	12
	Chris Koutavas (SO)	23	18:32	21
	Sean Keane (SO)	24	18:33	22
	Justin McKanna (FR)	25	18:33	23
	Miké Brower (SO)	26	18:34	24
	Nick DeWolf (SO)	29	18:39	
	Ryan Sawyers (SO)	31	18:43	
	** TEAM TOTAL **		1:32:10	102
4. Lincoln Way East	john niendorf (09)	11	17:55	11
	julius medez (10)	27	18:34	25
	joë pavilonis (10)	28	18:38	26
	jimmy conboy (10)	33	18:46	30
	john satkus (09)	35	18:56	32
	john brassea (10)	38	19:04	
	kevin rice (09)	42	19:21	
	** TEAM TOTAL **		1:32:49	124
5. Buffalo Grove	Ryan Pater (10)	9	17:48	9
	Tyler Berman (10)	20	18:31	19
	Chris Sorgani (10)	21	18:31	20
	Jake Marthaler (09)	40	19:19	37
	Nate Pereria (10)	51	19:39	43
	Sean Kelly (09)	64	20:36	
	Matt Curran (10)	66	21:14	
	** TEAM TOTAL **		1:33:48	128
6. Naperville North	CHRIS WOODARD (10)	10	17:54	10
	ADAM NEWMAN (10)	19	18:24	19
	CODY SCHLAHT (9)	37	19:00	34
	JOE WILLIAMS (10)	43	19:22	39
	ALEX WANG (10)	45	19:31	40
	NICK LIESEN (9)	47	19:34	
	ALEX FLEMING (9)	54	19:49	
	** TEAM TOTAL **		1:34:11	141

LOCKTOBERFEST VAR

AT DELLWOOD PARK

09/29/07

TEAM RESULTS

TEAM	NAME	FIN	RESULTS	PTS
7. Lockport Township High	Paul Thomas (10)	16	18:14	15
	Trey Dantzlar (10)	36	18:59	33
	Steve Strunka (10)	46	19:32	41
	Roy Adcock (10)	61	20:30	46
	Paul Kozak (9)	62	20:33	47
	Martin Lesniak (9)	63	20:35	
	Luke Beaumont (9)	72	21:56	
	** TEAM TOTAL **		1:37:48	182
8. Palos Heights Shepard	Dan Hannapel (10)	34	18:55	31
	Dan Brumbaugh (9)	53	19:48	44
	Bobby Hernandez (9)	67	21:15	51
	Matt Kirwan (10)	68	21:21	52
	Jay Guerrero (10)	69	21:22	53
	Chris Kosmopolis (9)	71	21:40	
	Patrick Blanchet (10)	75	22:34	
** TEAM TOTAL **		1:42:41	231	
Lincoln Way North	Ian Toppett (10)	73	22:08	
	Orlando Castaneta (09)	77	22:55	
	Jake Dunnett (09)	81	24:12	
	Max Brekke (09)	82	26:36	
** TEAM TOTAL **		1:35:51		
Lemont	Shawn Lawless (09)	55	19:50	
	Pat Hopkins (10)	60	20:16	
	James Dillenburg (09)	83	27:36	
** TEAM TOTAL **		1:07:42		

LOCKTOBERFEST VAR

AT DELLWOOD PARK

09/29/07

SCORES

1. Naperville (Neuqua Valley)	40	7. Moline	221
2. Naperville North	50	8. Palos Heights Shepard	231
3. Lincoln Way East	82	9. Lemont	247
4. Orland Park Sandburg	101	10. Bloom	267
5. Lockport Township High	134	11. Tinley Park	355
6. Buffalo Grove	157		

MEN'S 5K RUN

INDIVIDUAL RESULTS

FIN	NAME	TEAM	NUM	RESULTS	PTS
1.	Christopher Derrick (12)	Naperville (Neuqua Valley)	39	15:15.8	1
2.	Kyle Engnell (12)	Lockport Township High	62	15:35.3	2
3.	nate troester (12)	Lincoln Way East	29	15:37.2	3
4.	Danny Pawola (11)	Naperville (Neuqua Valley)	43	15:45.1	4
5.	KYLE GIBSON (11)	Naperville North	74	15:46.2	5
6.	JOHN NEWMAN (12)	Naperville North	81	15:54.1	6
7.	Aaron Beattie (10)	Naperville (Neuqua Valley)	37	15:54.5	7
8.	Zach Dahleen (SR)	Orland Park Sandburg	47	15:55.2	8
9.	ron revord (12)	Lincoln Way East	25	15:57.2	9
10.	myles scott-stirn (12)	Lincoln Way East	26	16:01.3	10
11.	MIKE HERBERT (11)	Naperville North	77	16:12.8	11
12.	Kevin Grady (12)	Naperville (Neuqua Valley)	40	16:15.5	12
13.	TYLER JERMANN (10)	Naperville North	78	16:16.3	13
14.	Mike Marbach (SR)	Orland Park Sandburg	50	16:18.7	14
15.	DAN HARPER (12)	Naperville North	76	16:31.0	15
16.	Bryan Winek (11)	Naperville (Neuqua Valley)	46	16:37.1	16
17.	Connor Shields (11)	Naperville (Neuqua Valley)	44	16:38.3	P
18.	Jonathan Smith (11)	Moline	34	16:38.8	18
19.	DAVID MCWILLIAMS (11)	Naperville North	80	16:40.0	P
20.	Joshua Budnik (12)	Naperville (Neuqua Valley)	38	16:40.6	P
21.	Clay Locke (12)	Buffalo Grove	14	16:43.6	21
22.	PAUL BOYER (12)	Naperville North	72	16:46.4	P
23.	David Inczauskis (10)	Lockport Township High	71	16:46.9	23
24.	nick sinadinos (09)	Lincoln Way East	28	16:47.4	24
25.	BOB GUTHRIE (10)	Naperville North	75	16:50.1	-
26.	Brian Morenus (11)	Naperville (Neuqua Valley)	42	16:53.8	-
27.	Elliot Hevel (JR)	Orland Park Sandburg	48	16:56.2	25
28.	Kyle Meyer (SO)	Orland Park Sandburg	52	16:57.9	26
29.	Kyle Middleton (11)	Palos Heights Shepard	461	17:00.3	27
30.	Corey Puckett (SR)	Orland Park Sandburg	55	17:01.5	28
31.	Ryan Piotrowski (12)	Lockport Township High	63	17:03.0	29
32.	Luke Verbus (10)	Naperville (Neuqua Valley)	45	17:04.1	-
33.	Tim Marr (10)	Buffalo Grove	16	17:06.1	30
34.	Robert James (11)	Naperville (Neuqua Valley)	41	17:07.9	-
35.	JAKE CUSACK (12)	Naperville North	73	17:10.1	-
36.	Neal Casey (11)	Lemont	92	17:11.7	31
37.	Mike Galla (10)	Buffalo Grove	10	17:12.1	32
38.	Mark Giannis (10)	Buffalo Grove	11	17:14.6	33
39.	Kyle McNicholas (JR)	Orland Park Sandburg	51	17:16.5	1
40.	Juan Sanchez (12)	Bloom	8	17:18.6	35
41.	matt niendorf (10)	Lincoln Way East	23	17:27.4	36
42.	Dennis O'Flaherty (JR)	Orland Park Sandburg	53	17:30.6	P
43.	Brandon Marolda (10)	Lockport Township High	64	17:35.9	38
44.	dan august (10)	Lincoln Way East	20	17:38.7	P

LOCKTOBERFEST VAR

AT DELLWOOD PARK

09/29/07

INDIVIDUAL RESULTS

FIN	NAME	TEAM	NUM	RESULTS	PTS
45.	Mike Prokop (10)	Palos Heights Shepard	462	17:42.6	40
46.	Eric Maher (11)	Buffalo Grove	15	17:45.5	41
47.	DAVID LI (12)	Naperville North	79	17:46.3	-
48.	David Sajdak (9)	Lockport Township High	69	17:48.0	42
49.	dan hearne (12)	Lincoln Way East	21	17:49.2	P
50.	Pete Sullivan (11)	Lockport Township High	66	17:49.8	P
51.	Joe Zahn (11)	Moline	36	17:52.5	45
52.	jeff o'brien (12)	Lincoln Way East	24	17:55.5	-
53.	Tom Hoster (09)	Lemont	94	17:55.9	46
54.	Justin Gertz (12)	Bloom	2	18:05.8	47
55.	mytchel scott-stirn (10)	Lincoln Way East	27	18:06.2	-
56.	Matt Piotrowski (10)	Lockport Township High	65	18:09.4	P
57.	Erik Solberg (12)	Buffalo Grove	18	18:11.8	P
58.	Allan Urbaniak (11)	Palos Heights Shepard	464	18:12.7	50
59.	Curt Meier (12)	Moline	32	18:13.5	51
60.	sean hosty (10)	Lincoln Way East	22	18:14.1	-
61.	Bill Hinderman (SR)	Orland Park Sandburg	49	18:20.9	-
62.	Matt Oram (11)	Lockport Township High	70	18:27.7	-
63.	Alex Anderson (12)	Moline	30	18:30.8	52
64.	Ryan Strauss (12)	Lemont	97	18:31.8	53
65.	Matthew Rodriguez (10)	Bloom	7	18:32.3	54
66.	Jake White (SR)	Orland Park Sandburg	56	18:33.2	-
67.	Ian Williams (12)	Moline	35	18:36.4	55
68.	Packey Gilman (12)	Palos Heights Shepard	463	18:39.5	56
69.	Matt Fudala (12)	Lemont	93	18:47.8	57
70.	Kurt Nowag (12)	Palos Heights Shepard	465	18:48.1	58
71.	Will Branda (12)	Lockport Township High	67	18:56.5	-
72.	Adam Pronoitis (JR)	Orland Park Sandburg	54	19:00.4	-
73.	Alex Harrison (11)	Buffalo Grove	12	19:07.0	P
74.	Ethan Wood (11)	Lemont	98	19:09.4	60
75.	Brandon Babcock (11)	Moline	31	19:10.7	P
76.	Lee Koepke (10)	Lemont	95	19:14.7	P
77.	Mitch Kazuk (11)	Buffalo Grove	13	19:31.8	-
78.	Matt Park (11)	Palos Heights Shepard	467	19:41.8	P
79.	Tony Nitkiewicz (12)	Buffalo Grove	17	19:42.2	-
80.	Jeremiah Hernandez (12)	Bloom	3	19:49.3	64
81.	Dan Niemic (11)	Lemont	96	19:50.0	P
82.	Andrew Miller (11)	Palos Heights Shepard	466	20:01.5	P
83.	Jason Stampanato (11)	Lockport Township High	68	20:12.6	-
84.	Joshua Hernandez (10)	Bloom	4	20:30.1	67
85.	Matthew Page (11)	Bloom	6	20:36.0	P
86.	Keifer Thomas (11)	Tinley Park	61	20:53.7	69
87.	Anthony Stanley (12)	Palos Heights Shepard	468	21:06.7	-
88.	Marty Rodriguez (10)	Tinley Park	60	21:14.7	70
89.	Aaron McDonald (11)	Tinley Park	57	22:01.8	71
90.	Derrick Sims (12)	Chicago South Shore	89	22:20.3	-
91.	Sebastian Merkle (10)	Tinley Park	58	22:24.2	72
92.	Richard Minor (11)	Chicago South Shore	86	22:46.3	-
93.	Francois Kaleta (12)	Palos Heights Shepard	469	22:48.6	-
94.	Michael Williams (12)	Chicago South Shore	91	23:05.1	-
95.	Julian Ford (12)	Chicago South Shore	82	25:58.6	-
96.	Howard Pompalano (11)	Tinley Park	59	26:05.1	73

LOCKTOBERFEST VAR

AT DELLWOOD PARK

09/29/07

TEAM RESULTS

TEAM	NAME	FIN	RESULTS	PTS
7. Moline	Jonathan Smith (11)	18	16:38	18
	Joe Zahn (11)	51	17:52	45
	Curt Meier (12)	59	18:13	51
	Alex Anderson (12)	63	18:30	52
	Ian Williams (12)	67	18:36	55
	Brandon Babcock (11)	75	19:10	
	** TEAM TOTAL **		1:29:49	221
8. Palos Heights Shepard	Kyle Middleton (11)	29	17:00	27
	Mike Prokop (10)	45	17:42	40
	Allan Urbaniak (11)	58	18:12	50
	Packey Gilman (12)	68	18:39	56
	Kurt Nowag (12)	70	18:48	58
	Matt Park (11)	78	19:41	
	Andrew Miller (11)	82	20:01	
** TEAM TOTAL **		1:30:21	231	
9. Lemont	Neal Casey (11)	36	17:11	31
	Tom Hoster (09)	53	17:55	46
	Ryan Strauss (12)	64	18:31	52
	Matt Fudala (12)	69	18:47	5
	Ethan Wood (11)	74	19:09	60
	Lee Koepke (10)	76	19:14	
	Dan Niemic (11)	81	19:50	
** TEAM TOTAL **		1:31:33	247	
10. Bloom	Juan Sanchez (12)	40	17:18	35
	Justin Gertz (12)	54	18:05	47
	Matthew Rodriguez (10)	65	18:32	54
	Jeremiah Hernandez (12)	80	19:49	64
	Joshua Hernandez (10)	84	20:30	67
	Matthew Page (11)	85	20:36	
** TEAM TOTAL **		1:34:14	267	
11. Tinley Park	Keifer Thomas (11)	86	20:53	69
	Marty Rodriguez (10)	88	21:14	70
	Aaron McDonald (11)	89	22:01	71
	Sebastian Merkle (10)	91	22:24	72
	Howard Pompalano (11)	96	26:05	73
** TEAM TOTAL **		1:52:37	355	
12. Chicago South Shore	Derrick Sims (12)	90	22:20	
	Richard Minor (11)	92	22:46	
	Michael Williams (12)	94	23:05	
	Julian Ford (12)	95	25:58	
** TEAM TOTAL **		1:34:09		

Kreppert Kompusport Software

Computerized Sports Timing & Scoring

[Home](#) [Up](#) [Search](#) [Contents](#) [Feedback](#)

Boys Fr/So

[Boys Open](#) [Boys Fr/So](#) [Boys Varsity](#)



Sept. 11, 2001

And our flag was still there, o'er the Land of the Free, and the Home of the Brave.
God Bless America!

Individual Results

Final Team Standings (by points)

Final Team Standings (by time)

2007 Best Invitational

October 6, 2007
Boys Fr/So
3.0 miles

RACE RESULTS

Place	Ovral Score	School	Name	Time
1	1	Palatine	Chano Berna rdo (So)	0:15:57.8
2	2	Palatine	Alec Boll man (So)	0:16:16.8
3	3	St. Charles East	Michael R ykoskey (Fr)	0:16:57.3
4	4	Sandburg	Mike Tort orelli (Fr)	0:17:18.8
5	5	Palatine	Erik Beth ke (Fr)	0:17:21.8
6	6	Glenbard South	Grant Gib son (Fr)	0:17:22.8
7	7	Sandburg	Justin Mc Kanna (Fr)	0:17:25.0
8	8	Sandburg	Sean Kean e (So)	0:17:26.4
9	9	Palatine	Justin Sm ith (So)	0:17:29.5
10	10	Glenbard South	Kyle Bere nschot (Fr)	0:17:31.0
11	11	Sandburg	Mike Brow er (So)	0:17:32.4
12	12	Lincoln-Way Central	Cory Scharwarth (Fr)	0 :17:36.3
13	13	Glenbard South	Collin Wh ite (Fr)	0:17:36.9
14	14	Lincoln-Way Central	Ed Gasca (Fr)	0 :17:38.6
15	15	Evanston	Alex Finn egan (So)	0:17:39.0
16	16	Palatine	Brian Sun d (So)	0:17:40.0
17	17	Lincoln-Way Central	Sam Robinson (So)	0 :17:40.2
18	18	Palatine	Reuben Fr ey (Fr)	0:17:47.2
19	19	St. Charles East	Jared Ead s (So)	0:17:47.5
20	20	Evanston	Colin Wh ite (So)	0:17:49.0

22	22	Evanston	Ben Lev (So)	0:17:51.5
23	23	Evanston	Scott Kla mm (Fr)	0:17:52.3
24	24	Sandburg	Jeff Peri no (Jr)	0:17:58.2
25	25	Batavia	Matt Lash (Fr)	0:17:58.4
26	26	Stevenson	Greg Chav ez (Fr)	0:17:59.2
27	27	Palatine	Mike Grob ner (So)	0:17:59.8
28	28	Evanston	Brian Bas tian (So)	0:18:02.6
29	29	Glenbard South	Dave McGr ath (Fr)	0:18:05.7
30	30	Stevenson	Nathan Ro ys (Fr)	0:18:06.3
31	31	Lincoln-Way Central	Zach Klaaren (So)	0 :18:07.1
32	32	Sandburg	Ryan Sawy ers (So)	0:18:07.9
33	33	Evanston	Justin D' Arcy (So)	0:18:11.8
34	34	Lincoln-Way Central	Jake Brown (Fr)	0 :18:12.3
35	35	Stevenson	Stefan Bo es (Fr)	0:18:12.6
36	36	Batavia	Tyler Sch lusemann (So)	0:18:15.3
37	37	Lincoln-Way Central	Kyle Overby (So)	0 :18:17.1
38	38	St. Charles East	Erick Gra thoff (Fr)	0:18:21.1
39	39	St. Charles East	Dylan Kap p (So)	0:18:21.3
40	40	St. Charles East	Mark Haye s (So)	0:18:25.1
41	41	St. Charles East	Kevin Ear l (Fr)	0:18:27.0
42	42	Glenbard South	Will Van Eijk (So)	0:18:31.4
43	43	Batavia	Ethan DeJ ongh (So)	0:18:32.6
44	44	Lincoln-Way Central	Dan Gebar (So)	0 :18:36.3
45	45	Batavia	Michael S chmidt (So)	0:18:44.4
46	46	St. Charles East	Daniel Bixler (So)	0:18:46.2
47	47	Stevenson	Kevin Woo d (Fr)	0:18:47.1
48	48	Stevenson	Justin Eg ert (So)	0:18:53.8
49	49	Batavia	Anthony M azur (Fr)	0:18:54.5
50	50	Glenbard South	Mike Howa rd (Fr)	0:18:56.8
51	51	Stevenson	Nathan Ko lman (So)	0:19:30.5
52	52	Evanston	Matt Felv ey (So)	0:19:41.7
53	53	Stevenson	Matt Graz iano (So)	0:20:06.0
54	54	Batavia	Max Chris tianson (Fr)	0:20:36.8
55	55	Batavia	Luke Gans ter (So)	0:21:13.0

 Program (C) 1985-2007 Fred Kreppert, Yorkville, IL (630) 882 -2364 fred@kompusport.com
 Results by Kreppert Kompusport Software, Yorkvi lle, IL http://www.kompusport.com

FINAL TEAM STANDINGS:

Place	School	Score	Scoring Places						
1	Palatine	33	1,	2,	5,	9,	16,	18,	27
2	Sandburg	51	4,	7,	8,	11,	21,	24,	32
3	Glenbard South	100	6,	10,	13,	29,	42,	50	
4	Evanston	108	15,	20,	22,	23,	28,	33,	52
5	Lincoln-Way Central	108	12,	14,	17,	3 1,	34,	37,	44
6	St. Charles East	139	3,	19,	38,	39,	40,	41,	46
7	Stevenson	186	26,	30,	35,	47,	48,	51,	53
8	Batavia	198	25,	36,	43,	45,	49,	54,	55

 Program (C) 1985-2007 Fred Kreppert, Yorkville, IL (630) 882 -2364 fred@kompusport.com
 Results by Kreppert Kompusport Software, Yorkvi lle, IL http://www.kompusport.com

FINAL TEAM STANDINGS: (by total team time)

Place	School	Score	Avg	Diff	Scoring Times					
1	Palatine	84:47	16:57	1 :42	15:58,	16:17,	17:22,	17:30,	17:40,	17:48
2	Sandburg	87:34	17:31	0:31	17:19,	17:25,	17:27,	17:33,	17:50,	17:5 9
3	Glenbard South	89:09	17:50	1:09	17:23,	17:31,	17:37,	18:06,	18:32,	18:5 7
4	Evanston	89:16	17:51	0:24	17:39,	17:49,	17:52,	17:53,	18:03,	18:1 2
5	Lincoln-Way Central	89:17	17:51	0:36	17:37,	17:39,	17:41,	18:07,	18:13,	18:17

Kreppert Kompusport Software

Computerized Sports Timing & Scoring

[Home](#)
[Up](#)
[Search](#)
[Contents](#)
[Feedback](#)

Boys Varsity

[Boys Open](#)
[Boys Fd/Sc](#)
[Boys Varsity](#)


Sept. 11, 2001

And our flag was still there, o'er the Land of the Free, and the Home of the Brave.
God Bless America!

Individual Results

Final Team Standings (by points)

Final Team Standings (by time)

2007 Best Invitational

October 6, 2007

Boys Varsity

3.0 miles

RACE RESULTS

Place	Ovral Score	School	Name	Time
1	1	Palatine	Mat Smoody (Sr)	0:15:24.6
2	2	Palatine	Kevin O'Brien (Sr)	0:15:31.6
3	3	Evanston	Matt Marol (Jr)	0:15:43.7
4	4	Evanston	Sam LeVon (Sr)	0:15:59.2
5	5	Evanston	Matt D'Arcy (Sr)	0:16:01.0
6	6	Palatine	Alex Mourousias (Sr)	0:16:01.3
7	7	Batavia	Drew Schmitt (Jr)	0:16:02.3
8	8	Batavia	Jared Klein (Sr)	0:16:04.2
9	9	Palatine	Paul Kwak (Sr)	0:16:05.5
10	10	Batavia	Stephen Jurgens (Jr)	0:16:05.8
11	11	St. Charles East	John Deutsch (Sr)	0:16:08.9
12	12	Batavia	Robbie Blotter (Jr)	0:16:09.8
13	13	Batavia	Brad Wlosnczynski (Sr)	0:16:10.3
14	14	Palatine	Juan Perez (So)	0:16:11.2
15	15	Stevenson	Barrett Wood (Sr)	0:16:12.3
16	16	Stevenson	Johan Lakker (Sr)	0:16:20.4
17	17	Lincoln-Way Central	Ethan Simmons (Jr)	0:16:27.1
18	18	Stevenson	Oliver Rose (Jr)	0:16:28.0
19	19	Batavia	Al Lowe (Jr)	0:16:31.1
20	20	Lincoln-Way Central	Tom Willmot (Jr)	0:16:33.0

22	22	Lincoln-Way Central	Steve Ahlgim (Jr)	0 :16:40.6
23	23	Palatine	Adam Beth ke (Jr)	0:16:40.8
24	24	Palatine	Colin Mor lock (Jr)	0:16:42.8
25	25	Evanston	Lars Kohl man (Sr)	0:16:52.1
26	26	Evanston	Chris Lee (Sr)	0:16:53.5
27	27	Batavia	Kenny Her rmann (Sr)	0:16:56.1
28	28	St. Charles East	Joseph Mu shrush (Sr)	0:16:56.3
29	29	St. Charles East	Jacob Osb orne (So)	0:17:02.3
30	30	Lincoln-Way Central	Rob Puttkammer (Sr)	0 :17:04.8
31	31	Glenbard South	Ben Mille r (Jr)	0:17:10.3
32	32	Stevenson	Renat Zal ov (Fr)	0:17:11.9
33	33	Lincoln-Way Central	Kyle Counter (Fr)	0 :17:15.9
34	34	St. Charles East	Patrick M atthews (Sr)	0:17:17.0
35	35	Stevenson	Tejus Sha nkar (Jr)	0:17:23.6
36	36	St. Charles East	David Are nds (Sr)	0:17:23.9
37	37	Lincoln-Way Central	Joe Gasca (Sr)	0 :17:26.2
38	38	Sandburg	Jake Whit e (Sr)	0:17:27.5
39	39	Evanston	Scott She pard (Sr)	0:17:30.2
40	40	Sandburg	Bill Hind erman (Sr)	0:17:53.2
41	41	Glenbard South	Nate Kozu rek (Jr)	0:17:54.7
42	42	Stevenson	Lin Bo (J r)	0:18:08.0
43	43	Stevenson	Adam Paul ey (So)	0:18:11.7
44	44	Glenbard South	Joe Soder berg (Jr)	0:18:14.9
45	45	Sandburg	David Bru gioni (Sr)	0:18:17.2
46	46	Sandburg	Adam Pronoitis (Jr)	0:18:40.0
47	47	Sandburg	Pat DeMat teo (Jr)	0:19:03.9
48	48	Sandburg	Joe Marti nez (Sr)	0:19:04.8
49	49	Sandburg	Tim Hogan (Sr)	0:19:26.0
50	50	Evanston	Nick Boye r (Sr)	0:19:39.6
51	51	Glenbard South	Carrick R ice (Jr)	0:20:22.1
52	52	Glenbard South	David Tyk vart (Jr)	0:20:24.6
53	53	St. Charles East	Michael F aith (So)	0:20:48.2

Program (C) 1985-2007 Fred Kreppert, Yorkville, IL (630) 882 -2364 fred@kompusport.com
 Results by Kreppert Kompusport Software, Yorkvi lle, IL http://www.kompusport.com

FINAL TEAM STANDINGS:

Place	School	Score	Scoring Places							
1	Palatine	32	1,	2,	6,	9,	14,	23,	24	
2	Batavia	50	7,	8,	10,	12,	13,	19,	27	
3	Evanston	63	3,	4,	5,	25,	26,	39,	50	
4	Lincoln-Way Central	110	17,	20,	21,	22,	30,	33,	37	
5	Stevenson	116	15,	16,	18,	32,	35,	42,	43	
6	St. Charles East	138	11,	28,	29,	34,	36,	53		
7	Sandburg	216	38,	40,	45,	46,	47,	48,	49	
8	Glenbard South	219	31,	41,	44,	51,	52			

Program (C) 1985-2007 Fred Kreppert, Yorkville, IL (630) 882 -2364 fred@kompusport.com
 Results by Kreppert Kompusport Software, Yorkvi lle, IL http://www.kompusport.com

FINAL TEAM STANDINGS: (by total team time)

Place	School	Score	Avg	Diff	Scoring Times					
1	Palatine	79:17	15:51	0 :47	15:25,	15:32,	16:02,	16:06,	16:12,	16:41
2	Batavia	80:35	16:07	0:08	16:03,	16:05,	16:06,	16:10,	16:11,	16:32
3	Evanston	81:31	16:18	1:10	15:44,	16:00,	16:01,	16:52,	16:54,	17:31
4	Lincoln-Way Central	83:24	16:41	0:38	16:27,	16:33,	16:38,	16:41,	17:05,	17:16
5	Stevenson	83:38	16:44	1:11	16:13,	16:21,	16:28,	17:12,	17:24,	18:08
6	St. Charles East	84:50	16:58	1:15	16:09,	16:57,	17:03,	17:17,	17:24,	20:49
7	Sandburg	91:24	18:17	1:36	17:28,	17:54,	18:18,	18:40,	19:04,	19:05

Kreppert Kompusport Software

Computerized Sports Timing & Scoring

[Home](#)
[Up](#)
[Search](#)
[Contents](#)
[Feedback](#)

Boys Open

[Boys Open](#)
[Boys Fry/So](#)
[Boys Varsity](#)


Sept. 11, 2001

And our flag was still there, o'er the Land of the Free, and the Home of the Brave.
God Bless America!

Individual Results

2007 Best Invitational

October 6, 2007

Boys Open

3.0 miles

RACE RESULTS

Place	School	Name	Time
1	Palatine	Luke Kieys (Jr)	0:16:39.5
2	Evanston	Jamie Merdinger (Jr)	0:16:48.5
3	Palatine	Eric Blyth (Jr)	0:16:58.9
4	St. Charles East	Nicholas Cramer (Jr)	0:17:06.3
5	Palatine	Matt Baran (Jr)	0:17:15.6
6	Palatine	Lewis Conley (Sr)	0:17:17.2
7	Palatine	Steve Repking (So)	0:17:28.2
8	Palatine	Lucas Roehrborn (Fr)	0:17:41.2
9	Palatine	Tirth Patel (So)	0:17:41.8
10	Lincoln-Way Central	Wayne Brock (So)	0:17:50.5
11	Palatine	Sean McCauley (So)	0:17:54.3
12	Sandburg	Nick DeWolf (So)	0:17:55.2
13	Palatine	Matt Baumgartner (Fr)	0:18:04.0
14	Palatine	Jacob Starcevich (Jr)	0:18:07.2
15	Sandburg	John Burch (So)	0:18:08.6
16	Evanston	Jon Moberly (Jr)	0:18:09.2
17	Lincoln-Way Central	Ryan Stapinski (Sr)	0:18:10.3

19	Palatine	Eric Rodriguez (Jr)	0:18:16.8
20	Lincoln-Way Central	Kyle Scharwarth (Fr)	0:18:18.4
21	Batavia	Zach Kuzmanic (Jr)	0:18:20.8
22	Batavia	David Schmitt (Jr)	0:18:22.2
23	Palatine	Zach Gates (Fr)	0:18:25.2
24	Palatine	Sam Kwak (Fr)	0:18:25.6
25	Palatine	William Allen (Fr)	0:18:26.7
26	Batavia	Foster Pottle (Sr)	0:18:28.3
27	Lincoln-Way Central	Nate Spreitzer (Jr)	0:18:29.9
28	Sandburg	Remington Berg (Sr)	0:18:31.9
29	Sandburg	Alex Kordas (Fr)	0:18:32.6
30	Sandburg	Ryan Duffy (Fr)	0:18:36.7
31	Sandburg	Pat Murphy (Jr)	0:18:38.0
32	Lincoln-Way Central	Shawn Bukas (Jr)	0:18:48.0
33	Stevenson	Sam Taylor (Sr)	0:18:51.2
34	Stevenson	Patrick Howard (Sr)	0:18:51.5
35	Palatine	Jacob McPherson (So)	0:18:56.5
36	Sandburg	Eddie Butkus (So)	0:18:57.5
37	St. Charles East	Michael Richlak (Sr)	0:18:58.8
38	Palatine	Matt Wiggen (Jr)	0:19:00.2
39	Sandburg	Paul Oscai (So)	0:19:01.4
40	Sandburg	Jack Flaherty (Fr)	0:19:01.7
41	Palatine	Erik Kuerschner (Fr)	0:19:04.1
42	Batavia	Devin Propp (Jr)	0:19:06.1
43	Palatine	Tim Anderson (Sr)	0:19:07.4
44	Palatine	Mack Murphy (So)	0:19:13.5
45	Sandburg	Danny DeWolf (Fr)	0:19:15.0
46	Sandburg	Matt Piper (Fr)	0:19:15.9
47	Batavia	Erik Patyk (Fr)	0:19:19.3
48	Palatine	Mike Abram (So)	0:19:20.8
49	Lincoln-Way Central	Zach Ferlin (Jr)	0:19:21.3
50	Evanston	Ricky Sutherland (Fr)	0:19:21.6
51	Batavia	Alex Brown (Fr)	0:19:21.9
52	Sandburg	Anthony Tyrpin (So)	0:19:22.5
53	Batavia	Mike Baglieri (Jr)	0:19:22.7
54	Lincoln-Way Central	Keegan Shepherd (So)	0:19:24.3
55	Palatine	Eric Colish (Jr)	0:19:26.1
56	Stevenson	Keith Madden (So)	0:19:26.6
57	Sandburg	Kurt Marks (So)	0:19:28.4
58	Glenbard South	Arsal Shareef (Fr)	0:19:29.1
59	Batavia	Kevin Misura (Sr)	0:19:33.3
60	Evanston	Daniel Goldman (Fr)	0:19:35.7
61	Stevenson	Alex Petti (Jr)	0:19:44.7
62	Stevenson	Alec Repasy (So)	0:19:46.5
63	Batavia	David Redmond (Jr)	0:19:48.1
64	Evanston	Colin Williamson (So)	0:19:49.9
65	Evanston	Isaac Katz (Fr)	0:19:50.3
66	Sandburg	Mark Canzona (Sr)	0:19:50.8
67	Palatine	Kelen Snowden (Fr)	0:19:51.6
68	St. Charles East	Josh Carnell (Fr)	0:19:55.5
69	Stevenson	Tim Comes (Jr)	0:19:57.6
70	Evanston	Noah Felvey (Fr)	0:19:58.5
71	Sandburg	Ben Pavur (Jr)	0:19:58.8
72	St. Charles East	Keenen Sellers (Sr)	0:20:02.7
73	Palatine	Jacob Alberti (Fr)	0:20:07.1
74	Stevenson	Michael Lamond (Jr)	0:20:09.9
75	Palatine	Kyle McCall (So)	0:20:10.4
76	Batavia	Dan Bach (Jr)	0:20:14.3
77	Glenbard South	Matt Burdick (So)	0:20:15.8
78	St. Charles East	Parth Kothari (Sr)	0:20:16.0
79	Lincoln-Way Central	Shawn Staninski (Fr)	0:20:17.0

81	Batavia	David Allen (Sr)	0:20:17.8
82	Batavia	Sam Harms (Jr)	0:20:26.2
83	Palatine	Telly Haloran (Sr)	0:20:26.6
84	Batavia	Everett Vacek (Fr)	0:20:29.5
85	Batavia	Jake Seddon (Fr)	0:20:32.7
86	Batavia	Cal Shannon (Fr)	0:20:34.4
87	Sandburg	Louis Debella (So)	0:20:34.7
88	Sandburg	Ron Evans (So)	0:20:36.7
89	Evanston	Brian Weisberg (Jr)	0:20:37.0
90	Lincoln-Way Central	Matt Beary (So)	0:20:38.1
91	Stevenson	Yong Hwa Shin (So)	0:20:39.7
92	Stevenson	Ryan Weis (Fr)	0:20:43.7
93	Palatine	Daniyal Ahmad (So)	0:20:44.3
94	Lincoln-Way Central	Max Bromley (Fr)	0:20:47.0
95	Glenbard South	Louis Rymarcsuk (Fr)	0:20:47.8
96	Lincoln-Way Central	Scott Crosby (Fr)	0:20:50.8
97	Batavia	Josiah Norville (Sr)	0:20:54.2
98	Glenbard South	Russell Cerda (So)	0:20:55.0
99	Stevenson	Murad Zalov (Fr)	0:20:56.5
100	Sandburg	Jake Vittori (So)	0:20:57.9
101	St. Charles East	Tyler Clark (Fr)	0:20:58.3
102	Lincoln-Way Central	Josh Wegler (So)	0:21:01.9
103	Stevenson	David Hahamy (Fr)	0:21:09.4
104	Batavia	Michael Gladis (Jr)	0:21:10.1
105	Stevenson	Matt Knutson (Jr)	0:21:10.9
106	Palatine	Zach Benzo (Fr)	0:21:11.3
107	Sandburg	Jordan Ondrus (Fr)	0:21:17.8
108	Sandburg	Bill Coglianese (So)	0:21:19.7
109	Evanston	Sam Hudgens (Fr)	0:21:20.1
110	Lincoln-Way Central	Matt Michell (So)	0:21:20.6
111	Sandburg	Matt Butzen (So)	0:21:22.8
112	Batavia	Connor Burken (So)	0:21:23.7
113	Batavia	Michael Pottle (So)	0:21:25.0
114	St. Charles East	Michael Murtaugh (Fr)	0:21:31.4
115	Evanston	Michael Clark (Fr)	0:21:34.4
116	Lincoln-Way Central	Nick Martin (Jr)	0:21:34.7
117	Sandburg	Matt Kujawa (Jr)	0:21:47.4
118	Palatine	Alvaro Colin (So)	0:21:53.9
119	Evanston	Clifton Nelson (So)	0:21:57.6
120	Lincoln-Way Central	Brandon Mitchell (So)	0:21:59.5
121	Batavia	Ryan Penman (So)	0:22:01.4
122	Lincoln-Way Central	Joe Caffarini (So)	0:22:29.2
123	Batavia	Matt Rymarz (Fr)	0:22:35.9
124	Stevenson	Thomas Hersh (Jr)	0:22:39.5
125	Evanston	Tyler Woods (Fr)	0:22:40.4
126	Stevenson	Heounjeen Jeon (Fr)	0:22:54.5
127	Evanston	Aaron Widell (Fr)	0:23:04.4
128	Batavia	Edwin Bernardoni (So)	0:23:04.7
129	Palatine	Joe Schweikert (Sr)	0:23:08.7
130	Sandburg	Mike Foster (Jr)	0:23:10.9
131	St. Charles East	Zachary Cataldo (So)	0:23:11.5
132	Evanston	Robert Carfang (Sr)	0:23:20.5
133	Glenbard South	Bryan Crumpley (So)	0:23:20.7
134	Sandburg	Tyler Guzinski (Fr)	0:23:32.4
135	Palatine	Jake Bogdanowicz (So)	0:23:38.1
136	Glenbard South	Zach Whitson (So)	0:23:51.8
137	Batavia	Garrett Grant (Fr)	0:23:52.3
138	Stevenson	Robert Moschel (Sr)	0:24:07.9
139	Palatine	Dan Larocca (Jr)	0:24:23.8
140	Sandburg	Jim Evans (So)	0:24:43.9
141	Lincoln-Way Central	Zach Miller (Fr)	0:25:29.7

SWSC BLUE POSTSEASON 07

AT CHANNAHON PARK

10/13/07

SCORES			
1. Carl Sandburg High School	40	4. Lockport	74
2. Bolingbrook H.S.	66	5. Joliet Township	103
3. Stagg High School	72		

MEN'S Frosh- Soph Boys

INDIVIDUAL RESULTS

FIN	NAME	TEAM	NUM	RESULTS	PTS
1.	Jesus. Hernandez (10)	Bolingbrook H.S.	5	16:45.1	1
2.	Matt. Gutierrez (10)	Bolingbrook H.S.	4	16:53.3	2
3.	Chris Sarna (10)	Stagg High School	33	16:54.1	3
4.	Mike Tortorelli (FR)	Carl Sandburg High School	28	17:00.0	4
5.	Paul. Thomas (10)	Lockport	21	17:03.2	5
6.	Justin McKanna (FR)	Carl Sandburg High School	26	17:11.5	6
7.	Nick Kilcoyne (SO)	Joliet Township	11	17:15.7	7
8.	Matt Szott (10)	Stagg High School	34	17:25.7	8
9.	Mike Brower (SO)	Carl Sandburg High School	22	17:28.9	9
10.	Nick DeWolf (SO)	Carl Sandburg High School	23	17:31.5	10
11.	Chris Koutavas (SO)	Carl Sandburg High School	25	17:37.2	11
12.	Sean Keane (SO)	Carl Sandburg High School	24	17:38.2	P
13.	Jeff Perino (SO)	Carl Sandburg High School	27	17:46.5	P
14.	Roy. Adcock (10)	Lockport	15	17:57.1	14
15.	Tremaine. Dantzler (10)	Lockport	17	17:57.9	15
16.	Ben Greer (10)	Stagg High School	30	18:03.1	16
17.	Steve. Strunka (10)	Lockport	20	18:07.2	17
18.	Nick. Bade (10)	Bolingbrook H.S.	1	18:12.2	18
19.	Sam Wietlispach (FR)	Joliet Township	14	18:16.1	19
20.	Tom Busen (10)	Stagg High School	29	18:16.4	20
21.	Mark. Carlson (10)	Bolingbrook H.S.	2	18:26.8	21
22.	William Coble (FR)	Joliet Township	9	18:33.1	22
23.	Paul. Kozk (9)	Lockport	18	18:34.2	23
24.	Jeff. Silva (10)	Bolingbrook H.S.	7	18:37.6	24
25.	Chris Rice (10)	Stagg High School	32	18:38.6	25
26.	Luke. Beaumont (9)	Lockport	16	18:56.2	P
27.	Jeff Lindstrom (FR)	Joliet Township	12	19:01.8	27
28.	Nick Bravo (SO)	Joliet Township	209	19:08.0	28
29.	John Walsh (10)	Stagg High School	35	19:13.5	P
30.	Martin. Lesniak (10)	Lockport	19	19:23.7	P
31.	Tom Sears (FR)	Joliet Township	13	19:38.3	P
32.	Kyle Berg (SO)	Joliet Township	207	19:46.1	P
33.	Alex Morales (10)	Stagg High School	31	19:49.2	P
34.	Scott McKeever (9)	Bolingbrook H.S.	6	20:32.9	P
35.	Eric. Casey (10)	Bolingbrook H.S.	3	21:21.1	P

SWSC BLUE POSTSEASON 07

AT CHANNAHON PARK

10/13/07

TEAM RESULTS

TEAM	NAME	FIN	RESULTS	PTS
1. Carl Sandburg High School	Mike Tortorelli (FR)	4	17:00	4
	Justin McKanna (FR)	6	17:11	6
	Mike Brower (SO)	9	17:28	9
	Nick DeWolf (SO)	10	17:31	10
	Chris Koutavas (SO)	11	17:37	11
	Sean Keane (SO)	12	17:38	
	Jeff Perino (SO)	13	17:46	
	** TEAM TOTAL **		1:26:47	40
2. Bolingbrook H.S.	Jesus. Hernandez (10)	1	16:45	1
	Matt. Gutierrez (10)	2	16:53	2
	Nick. Bade (10)	18	18:12	18
	Mark. Carlson (10)	21	18:26	21
	Jeff. Silva (10)	24	18:37	24
	Scott McKeever (9)	34	20:32	
	Eric. Casey (10)	35	21:21	
	** TEAM TOTAL **		1:28:53	66
3. Stagg High School	Chris Sarna (10)	3	16:54	3
	Matt Szott (10)	8	17:25	8
	Ben Greer (10)	16	18:03	16
	Tom Busen (10)	20	18:16	20
	Chris Rice (10)	25	18:38	25
	John Walsh (10)	29	19:13	
	Alex Morales (10)	33	19:49	
	** TEAM TOTAL **		1:29:16	72
4. Lockport	Paul. Thomas (10)	5	17:03	5
	Roy. Adcock (10)	14	17:57	14
	Tremaine. Dantzler (10)	15	17:57	15
	Steve. Strunka (10)	17	18:07	17
	Paul. Kozk (9)	23	18:34	23
	Luke. Beaumont (9)	26	18:56	
	Martin. Lesniak (10)	30	19:23	
	** TEAM TOTAL **		1:29:38	74
5. Joliet Township	Nick Kilcoyne (SO)	7	17:15	7
	Sam Wietlispach (FR)	19	18:16	19
	William Coble (FR)	22	18:33	22
	Jeff Lindstrom (FR)	27	19:01	27
	Nick Bravo (SO)	28	19:08	28
	Tom Sears (FR)	31	19:38	
	Kyle Berg (SO)	32	19:46	
	** TEAM TOTAL **		1:32:13	103

SWSC BLUE POSTSEASON 07

AT CHANNAHON PARK

10/13/07

SCORES			
1. Carl Sandburg High School	30	4. Joliet Township	98
2. Stagg High School	47	5. Bolingbrook H.S.	141
3. Lockport	59		

MEN'S Varsity Boys

INDIVIDUAL RESULTS

FIN	NAME	TEAM	NUM	RESULTS	PTS
1.	Zach Dahleen (JR)	Carl Sandburg High School	171	14:46.5	1
2.	Kyle Engnell (12)	Lockport	164	14:58.7	2
3.	Nate Bohne (12)	Stagg High School	178	15:25.7	3
4.	Mike. Marbach (SR)	Carl Sandburg High School	173	15:29.7	4
5.	Elliot Hevel (JR)	Carl Sandburg High School	172	15:48.3	5
6.	Rick Davey (12)	Stagg High School	179	15:50.7	6
7.	Nick Sustersic (12)	Stagg High School	183	15:53.9	7
8.	David. Inczauskis (10)	Lockport	165	15:55.4	8
9.	Kyle Meyer (SO)	Carl Sandburg High School	175	15:56.9	9
10.	Brett Scheuber (JR)	Joliet Township	162	15:57.8	10
11.	Kyle McNicholas (JR)	Carl Sandburg High School	174	15:58.2	11
12.	Ryan. Piotrowski (12)	Lockport	168	16:13.2	12
13.	Corey. Puckett (SR)	Carl Sandburg High School	177	16:18.3	P
14.	Tyler Tschida (SR)	Joliet Township	163	16:28.6	14
15.	Declan McDonnell (12)	Stagg High School	180	16:33.1	15
16.	Leo Pathy (12)	Stagg High School	182	16:39.6	16
17.	John. Glass (12)	Bolingbrook H.S.	153	16:42.4	17
18.	Matt. Piortrowski (10)	Lockport	167	16:43.9	18
19.	David. Sajdak (9)	Lockport	169	16:44.5	19
20.	Pete. Sullivan (12)	Lockport	170	16:50.3	P
21.	Dennis O'Flaherty (JR)	Carl Sandburg High School	176	16:53.7	P
22.	Brando. Marolda (10)	Lockport	166	17:04.7	P
23.	Rigoberto Bernal (SR)	Joliet Township	157	17:08.2	23
24.	Xavier Ortiz (12)	Stagg High School	181	17:21.8	P
25.	Mike Oldham (JR)	Joliet Township	161	17:28.2	25
26.	Jared Morrisette (JR)	Joliet Township	160	17:31.7	26
27.	Kevin Wolz (11)	Stagg High School	184	17:43.9	P
28.	John McCombs (SR)	Joliet Township	159	18:02.3	P
29.	Jason. Hantak (12)	Bolingbrook H.S.	154	18:14.3	29
30.	Jonathan Brown (11)	Bolingbrook H.S.	151	18:30.9	30
31.	Mike Gratzke (JR)	Joliet Township	158	19:13.8	P
32.	Jesse. Stanford (11)	Bolingbrook H.S.	156	19:37.1	32
33.	Chris Borosak (12)	Bolingbrook H.S.	150	20:01.5	33
34.	Steven Krueger (12)	Bolingbrook H.S.	155	21:57.6	P
35.	Killian. Gartner (11)	Bolingbrook H.S.	152	NF	-

SWSC BLUE POSTSEASON 07

AT CHANNAHON PARK

10/13/07

TEAM RESULTS

TEAM	NAME	FIN	RESULTS	PTS
1. Carl Sandburg High School	Zach Dahleen (JR)	1	14:46	1
	Mike. Marbach (SR)	4	15:29	4
	Elliot Hevel (JR)	5	15:48	5
	Kyle Meyer (SO)	9	15:56	9
	Kyle McNicholas (JR)	11	15:58	11
	Corey. Puckett (SR)	13	16:18	
	Dennis O'Flaherty (JR)	21	16:53	
	** TEAM TOTAL **		1:17:57	30
2. Stagg High School	Nate Bohne (12)	3	15:25	3
	Rick Davey (12)	6	15:50	6
	Nick Sustersic (12)	7	15:53	7
	Declan McDonnell (12)	15	16:33	15
	Leo Pathy (12)	16	16:39	16
	Xavier Ortiz (12)	24	17:21	
	Kevin Wolz (11)	27	17:43	
	** TEAM TOTAL **		1:20:20	47
3. Lockport	Kyle Engnell (12)	2	14:58	2
	David. Inczauskis (10)	8	15:55	8
	Ryan. Piotrowski (12)	12	16:13	12
	Matt. Piortrowski (10)	18	16:43	18
	David. Sajdak (9)	19	16:44	19
	Pete. Sullivan (12)	20	16:50	
	Brando. Marolda (10)	22	17:04	
	** TEAM TOTAL **		1:20:33	59
4. Joliet Township	Brett Scheuber (JR)	10	15:57	10
	Tyler Tschida (SR)	14	16:28	14
	Rigoberto Bernal (SR)	23	17:08	23
	Mike Oldham (JR)	25	17:28	25
	Jared Morrissette (JR)	26	17:31	26
	John McCombs (SR)	28	18:02	
	Mike Gratzke (JR)	31	19:13	
	** TEAM TOTAL **		1:24:32	98
5. Bolingbrook H.S.	John. Glass (12)	17	16:42	17
	Jason. Hantak (12)	29	18:14	29
	Jonathan Brown (11)	30	18:30	30
	Jesse. Stanford (11)	32	19:37	32
	Chris Borosak (12)	33	20:01	33
	Steven Krueger (12)	34	21:57	
	Killian. Gartner (11)	35	00 00	
	** TEAM TOTAL **		1:33:04	141

SWSC BLUE POSTSEASON 07

AT CHANNAHON PARK

10/13/07

SCORES			
1. Carl Sandburg High School	21	4. Joliet Township	98
2. Lockport	59	5. Bolingbrook H.S.	155
3. Stagg High School	60		

MEN'S Open Boys

INDIVIDUAL RESULTS

FIN	NAME	TEAM	NUM	RESULTS	PTS
1.	Jake White (SR)	Carl Sandburg High School	272	17:03.2	1
2.	Bill. Hinderman (SR)	Carl Sandburg High School	257	17:10.9	2
3.	Will Branda (12)	Lockport	229	17:12.8	3
4.	Remington Berg (SR)	Carl Sandburg High School	239	17:22.9	4
5.	Rafael Sanchez (12)	Stagg High School	281	17:41.8	5
6.	Tim. Hogan (SR)	Carl Sandburg High School	258	17:53.3	6
7.	Jeff Stacy (11)	Stagg High School	287	17:54.5	7
8.	David Brugioni (SR)	Carl Sandburg High School	240	17:55.5	8
9.	Alex Kordas (FR)	Carl Sandburg High School	259	17:57.9	P
10.	John Burch (SO)	Carl Sandburg High School	241	17:58.9	P
11.	Adam Pronoitis (JR)	Carl Sandburg High School	268	18:04.1	-
12.	Rich Sparks (11)	Stagg High School	286	18:06.2	11
13.	Jason Stampanato (12)	Lockport	236	18:12.4	12
14.	Joe. Martinez (SR)	Carl Sandburg High School	262	18:16.8	-
15.	Mark. Bohdan (11)	Lockport	228	18:17.7	13
16.	Ryan Duffy (FR)	Carl Sandburg High School	251	18:18.8	-
17.	Jack Flaherty (FR)	Carl Sandburg High School	254	18:26.9	-
18.	Ryan Sawyers (SO)	Carl Sandburg High School	269	18:28.2	-
19.	Tyler Blaha-Gruszka (12)	Stagg High School	274	18:29.6	14
20.	Pat DeMatteo (JR)	Carl Sandburg High School	249	18:31.4	-
21.	Ron Evans (SO)	Carl Sandburg High School	253	18:32.1	-
22.	Paul Oscai (SO)	Carl Sandburg High School	265	18:33.8	-
23.	Abe. Omar (11)	Lockport	233	18:37.6	15
24.	Eddie Butkus (SO)	Carl Sandburg High School	242	18:42.1	-
25.	Anthony Tyrpin (SO)	Carl Sandburg High School	270	18:43.2	-
26.	Chris. Shilney (12)	Lockport	235	18:47.8	16
27.	Pat Murphy (JR)	Carl Sandburg High School	263	18:50.9	-
28.	Louis DeBella (SO)	Carl Sandburg High School	248	18:56.1	-
29.	Jordan Ondrus (FR)	Carl Sandburg High School	264	18:59.3	-
30.	Dan Eichholzer (JR)	Joliet Township	212	19:03.0	17
31.	Ben Pavur (JR)	Carl Sandburg High School	266	19:04.3	-
32.	Danny DeWolf (FR)	Carl Sandburg High School	250	19:07.7	-
33.	Kurt Marks (SO)	Carl Sandburg High School	261	19:08.5	-
34.	Mark. Canzona (SR)	Carl Sandburg High School	244	19:20.2	-
35.	Rudy Guzman (FR)	Joliet Township	215	19:20.9	18
36.	Matt Kujawa (JR)	Carl Sandburg High School	260	19:21.6	-
37.	Alex. Weitzel (11)	Lockport	237	19:27.6	P
38.	Jason Bandy (SR)	Joliet Township	206	19:39.8	20
39.	Marco Gutierrez (SO)	Joliet Township	214	19:46.2	21
40.	Jaime Bandy (FR)	Joliet Township	8	19:48.0	22
41.	Sam Swearingen (11)	Stagg High School	289	19:56.5	23
42.	Nick Bulthuis (11)	Stagg High School	275	20:04.3	P
43.	Brandon Holloway (11)	Stagg High School	276	20:07.8	P
44.	Tim Nance (9)	Stagg High School	279	20:17.5	-
45.	Tomas Trakis (12)	Stagg High School	290	20:21.7	-
46.	Victor. Guerrero (9)	Lockport	230	20:24.4	P
47.	Zak Helland (JR)	Joliet Township	216	20:27.2	P
48.	Jimmy Mossberger (SO)	Joliet Township	221	20:31.3	P
49.	Sean Miller (FR)	Joliet Township	220	20:32.1	-

SWSC BLUE POSTSEASON 07

AT CHANNAHON PARK

10/13/07

TEAM RESULTS

TEAM	NAME	FIN	RESULTS	PTS	
1. Carl Sandburg High School	Jake White (SR)	1	17:03	1	
	Bill. Hinderman (SR)	2	17:10	2	
	Remington Berg (SR)	4	17:22	4	
	Tim. Hogan (SR)	6	17:53	6	
	David Brugioni (SR)	8	17:55	8	
	Alex Kordas (FR)	9	17:57		
	John Burch (SO)	10	17:58		
	** TEAM TOTAL **		1:27:23	21	
	2. Lockport	Will Branda (12)	3	17:12	3
		Jason Stampanato (12)	13	18:12	12
Mark. Bohdan (11)		15	18:17	13	
Abe. Omar (11)		23	18:37	15	
Chris. Shilney (12)		26	18:47	16	
Alex. Weitzel (11)		37	19:27		
Victor. Guerrero (9)		46	20:24		
** TEAM TOTAL **		1:31:05	59		
3. Stagg High School	Rafael Sanchez (12)	5	17:41	5	
	Jeff Stacy (11)	7	17:54	7	
	Rich Sparks (11)	12	18:06	11	
	Tyler Blaha-Gruszka (12)	19	18:29	14	
	Sam Swearingen (11)	41	19:56	23	
	Nick Bulthuis (11)	42	20:04		
	Brandon Holloway (11)	43	20:07		
** TEAM TOTAL **		1:32:06	60		
4. Joliet Township	Dan Eichholzer (JR)	30	19:03	17	
	Rudy Guzman (FR)	35	19:20	18	
	Jason Bandy (SR)	38	19:39	20	
	Marco Gutierrez (SO)	39	19:46	21	
	Jaime Bandy (FR)	40	19:48	22	
	Zak Helland (JR)	47	20:27		
	Jimmy Mossberger (SO)	48	20:31		
** TEAM TOTAL **		1:37:36	98		
5. Bolingbrook H.S.	Joshua Stewart (10)	63	22:21	29	
	Dan. Feigl (9)	70	23:19	30	
	Javan Stovall (10)	71	23:20	31	
	Shanahan. Arrez (9)	72	23:49	32	
	Antonio. Rosario (9)	78	25:03	33	
	Chris. Evans (11)	80	00 00		
	** TEAM TOTAL **		1:57:52	155	

IHSA Boys Cross-Country

Team Results

Saturday, October 20, 2007

2007 IHSA Regional Championships (Marist)
at Midlothian Meadow

Varsity Boys (2.98 Miles)

Place	Team Name								Total
1	Orland Park (Sandburg)								
		3	4	7	8	9	(15)	(35)	= 31
2	Chicago (Brother Rice)								
		1	10	13	14	17	(29)	(31)	= 55
3	Palos Hills (Stagg)								
		2	5	6	18	33	(38)	(48)	= 64
4	Palos Heights (Shepard)								
		12	19	26	36	40	(41)	(49)	= 133
5	Chicago (Marist)								
		11	27	28	30	39	(42)	(50)	= 135
6	Dolton (Thornridge)								
		16	21	24	34	44	(47)	(52)	= 139
7	Oak Forest								
		22	25	32	37	45	(46)	(56)	= 161
8	Blue Island (Eisenhower)								
		20	43	51	57	58	(61)	(69)	= 229
9	Oak Lawn (Richards)								
		23	53	55	68	71	(73)	()	= 270
10	Calumet City (T.F. North)								
		54	59	63	64	65	(67)	()	= 305
11	Chicago (Washington)								
		60	62	66	70	72	()	()	= 330

IHSA Boys Cross-Country

Race Results

Saturday, October 20, 2007

2007 IHSA Regional Championships (Marist)
at Midlothian Meadow

Varsity Boys (2.98 Miles)

Place	Pts	Name	Bib#	Team Name	Finish	Pace
1	1	Rich Eber (Sr.)	101	Chicago (Brother Rice)	14:49	4:58
2	2	Nate Bohne (Sr.)	182	Palos Hills (Stagg)	15:04	5:03
3	3	Zach Dahleen (Jr.)	171	Orland Park (Sandburg)	15:09	5:05
4	4	Mike Marbach (Sr.)	170	Orland Park (Sandburg)	15:11	5:06
5	5	Nick Sustersic (Sr.)	183	Palos Hills (Stagg)	15:23	5:10
6	6	Rick Davey (Sr.)	184	Palos Hills (Stagg)	15:26	5:11
7	7	Kyle McNicholas (Jr.)	172	Orland Park (Sandburg)	15:32	5:13
8	8	Elliot Hevel (Jr.)	174	Orland Park (Sandburg)	15:36	5:14
9	9	Kyle Meyer (So.)	173	Orland Park (Sandburg)	15:39	5:15
10	10	Jim Glavas (Sr.)	102	Chicago (Brother Rice)	15:49	5:18
11	11	Tom Dehlin (Sr.)	124	Chicago (Marist)	15:50	5:19
12	12	Kyle Middleton (Sr.)	158	Palos Heights (Shepard)	15:50	5:19
13	13	Brian Corcoran (So.)	106	Chicago (Brother Rice)	15:51	5:19
14	14	Dan Hasty (Sr.)	103	Chicago (Brother Rice)	15:56	5:21
15	15	Corey Puckett (Sr.)	175	Orland Park (Sandburg)	16:02	5:23
16	16	Donnovan Nash (Sr.)	201	Dolton (Thornridge)	16:04	5:23
17	17	John Marbach (Sr.)	104	Chicago (Brother Rice)	16:05	5:24
18	18	Declan McDonnell (Sr.)	185	Palos Hills (Stagg)	16:07	5:24
19	19	Kyle Abrahamsen (Sr.)	159	Palos Heights (Shepard)	16:09	5:25
20	20	Ricardo Olmedo (Jr.)	118	Blue Island (Eisenhower)	16:10	5:26
21	21	Angel Perez (Sr.)	202	Dolton (Thornridge)	16:14	5:27
22	22	Ralph Woolard (Jr.)	142	Oak Forest	16:18	5:28
23	23	Thomas Crivellone (Sr.)	148	Oak Lawn (Richards)	16:20	5:29
24	24	Jurl Vinager (Sr.)	203	Dolton (Thornridge)	16:22	5:30
25	25	Ed McDaniel (So.)	144	Oak Forest	16:25	5:31
26	26	Mike Prokop (So.)	160	Palos Heights (Shepard)	16:27	5:31
27	27	Ryan Haberkorn (So.)	125	Chicago (Marist)	16:29	5:32
28	28	Mike Mulhausen (Jr.)	127	Chicago (Marist)	16:36	5:34
29	29	Kevin McNulty (Sr.)	108	Chicago (Brother Rice)	16:36	5:34
30	30	Joel Haberkorn (So.)	126	Chicago (Marist)	16:36	5:34
31	31	Adam Currier (Sr.)	105	Chicago (Brother Rice)	16:39	5:35
32	32	Pathik Gandhi (So.)	143	Oak Forest	16:41	5:36
33	33	Chris Sarna (So.)	187	Palos Hills (Stagg)	16:42	5:36
34	34	Kunle Daramola (Jr.)	204	Dolton (Thornridge)	16:43	5:37
35	35	Dennis O'Flaherty (Jr.)	176	Orland Park (Sandburg)	16:44	5:37
36	36	Packey Gilman (Sr.)	162	Palos Heights (Shepard)	16:47	5:38
37	37	Josh Driver (Fr.)	145	Oak Forest	16:49	5:39
38	38	Leo Pathy (Sr.)	186	Palos Hills (Stagg)	16:52	5:40
39	39	Kevin Germino (Jr.)	128	Chicago (Marist)	16:54	5:40
40	40	Kurt Nowag (Sr.)	163	Palos Heights (Shepard)	16:57	5:41
41	41	Allan Urbaniak (Jr.)	161	Palos Heights (Shepard)	17:01	5:43
42	42	Sean Raddatz (Fr.)	129	Chicago (Marist)	17:05	5:44
43	43	Adrian Rodriguez (Sr.)	114	Blue Island (Eisenhower)	17:13	5:47
44	44	Marlon Taylor (Sr.)	206	Dolton (Thornridge)	17:16	5:48
45	45	Matt Krolic (Jr.)	141	Oak Forest	17:16	5:48

Place	Pts	Name	Bib#	Team Name	Finish	Pace
46	46	Ryan Burke (Sr.)	138	Oak Forest	17:20	5:49
47	47	Jide Okiki (Sr.)	205	Dolton (Thornridge)	17:22	5:50
48	48	Xavier Ortiz (Sr.)	190	Palos Hills (Stagg)	17:25	5:51
49	49	Dan Hannapel (So.)	164	Palos Heights (Shepard)	17:28	5:52
50	50	Drew Salzman (So.)	130	Chicago (Marist)	17:36	5:54
51	51	Bob Dompeling (Sr.)	113	Blue Island (Eisenhower)	17:43	5:57
52	52	Darryl Chavers (So.)	207	Dolton (Thornridge)	18:02	6:03
53	53	Mohammed Hamad (Fr.)	149	Oak Lawn (Richards)	18:08	6:05
54	54	Jeremy Lenard (Sr.)	198	Calumet City (T.F. North)	18:16	6:08
55	55	Arthur Stringham (Jr.)	150	Oak Lawn (Richards)	18:17	6:08
56	56	T.J. Ryan (So.)	147	Oak Forest	18:20	6:09
57	57	Felipe Rivera (So.)	123	Blue Island (Eisenhower)	18:31	6:13
58	58	Oscar Sanchez (Sr.)	115	Blue Island (Eisenhower)	18:40	6:16
59	59	Brandon Crum (Sr.)	195	Calumet City (T.F. North)	19:18	6:29
60	60	Moises Serrano (Sr.)	213	Chicago (Washington)	19:20	6:29
61	61	Ozvaldo Salgado (Sr.)	116	Blue Island (Eisenhower)	19:23	6:30
62	62	Ruben Rentas (So.)	219	Chicago (Washington)	19:24	6:31
63	63	Ernest Wilson (Sr.)	194	Calumet City (T.F. North)	19:32	6:33
64	64	Brandon Willingham (Jr.)	196	Calumet City (T.F. North)	19:39	6:36
65	65	Devin Walker (Sr.)	200	Calumet City (T.F. North)	19:56	6:41
66	66	Eric Pacheco (Jr.)	214	Chicago (Washington)	20:08	6:45
67	67	Mike Swibes (Sr.)	199	Calumet City (T.F. North)	20:17	6:48
68	68	Salah Khazneh (Jr.)	152	Oak Lawn (Richards)	20:30	6:53
69	69	Marc Nunez (Fr.)	122	Blue Island (Eisenhower)	21:02	7:03
70	70	Rudy Vallejo (So.)	217	Chicago (Washington)	21:12	7:07
71	71	Luis Beltran (Jr.)	151	Oak Lawn (Richards)	21:40	7:16
72	72	Joshua Johnson (Sr.)	215	Chicago (Washington)	22:17	7:29
73	73	Brenden Buckley (Fr.)	155	Oak Lawn (Richards)	24:29	8:13

I.H.S.A. 3A Sectional Cross Country Championships - Boy's Division

Runners on team by position

Total Team Points	School	#1	#2	#3	#4	#5	#6	#7	Team Place
76	Orland Park (Sandburg)	2	5	14	18	37	50	92	1
105	Oak Park (Fenwick)	12	19	21	23	30	43	64	2
113	Winnetka (New Trier)	3	16	17	35	42	47	75	3
144	Evanston	8	15	22	46	53	63	74	4
162	Palos Hills (Stagg)	4	6	10	54	88	89	106	5
170	Oak Park (O.P.-River Forest)	9	27	34	40	60	71	85	6
198	Glenbrook (Glenbrook South)	20	26	38	44	70	102	116	7
203	Chicago (Brother Rice)	1	24	32	69	77	####	####	8
235	Wilmette (Loyola)	7	28	55	61	84	87	97	9
272	Palos Heights (Shepard)	13	39	67	72	81	90	99	10
274	Franklin Park (Leyden)	41	52	56	59	66	68	101	11
310	Chicago (St. Ignatius)	25	48	57	76	104	115	119	12
352	Berwyn-Cicero (Morton)	36	45	65	95	111	117	129	13
359	Chicago (Lane)	29	58	62	103	107	112	123	14
370	Skokie (Niles West)	11	49	78	108	124	131	135	15
385	Chicago (Northside)	51	73	82	83	96	98	128	16
405	Chicago (Marist)	33	79	91	93	109	110	121	17
411	Chicago (Lincoln Park)	31	80	86	100	114	126	137	18
572	Chicago (Young)	94	113	118	122	125	127	134	19
620	Chicago (De La Salle)	105	120	130	132	133	136	####	20

Herb Newman #22063

2:53 PM

I.H.S.A. 3A Sectional Cross Country Championships - Boy's Division

Qualifying Teams and Individuals

#	Name	Yr.	School	Pl.	T.PI	Time
99	Zach Dahleen	Jr.	Orland Park (Sandburg)	2	2	15 : 04
100	Mike Marbach	Sr.	Orland Park (Sandburg)	5	5	15 : 19
103	Kyle Meyer	So.	Orland Park (Sandburg)	16	14	15 : 46
101	Kyle McNicholas	Jr.	Orland Park (Sandburg)	20	18	15 : 49
102	Elliot Havel	Jr.	Orland Park (Sandburg)	39	37	16 : 08
104	Corey Puckett	Sr.	Orland Park (Sandburg)	56	50	16 : 21
105	Dennis O Flaherty	Jr.	Orland Park (Sandburg)	103	92	16 : 58
76 Team Score				Final Place	1	
First Place Team Qualifier						

#	Name	Yr.	School	Pl.	T.PI	Time
89	Jack Boyle	Jr.	Oak Park (Fenwick)	13	12	15 :
86	Matt Miller	Jr.	Oak Park (Fenwick)	21	19	15 :
87	Martin Grady	So.	Oak Park (Fenwick)	23	21	15 :
90	Ryan Shannon	Sr.	Oak Park (Fenwick)	25	23	15 :
88	Patrick McGillen	Sr.	Oak Park (Fenwick)	32	30	16 :
85	Tom Laser	Jr.	Oak Park (Fenwick)	47	43	16 :
91	Brian Barron	Jr.	Oak Park (Fenwick)	72	64	16 :
105 Team Score				Final Place	2	
Second Place Team Qualifier						

#	Name	Yr.	School	Pl.	T.PI	Time
134	Mike Schmidt	Sr.	Winnetka (New Trier)	3	3	15 : 12
135	Pat Morris	Sr.	Winnetka (New Trier)	18	16	15 : 48
136	Noah Graboys	Jr.	Winnetka (New Trier)	19	17	15 : 48
138	Drew Hansen	Sr.	Winnetka (New Trier)	37	35	16 : 05
137	Bryan Wolfe	Sr.	Winnetka (New Trier)	46	42	16 : 13
139	Charlie Furse	Sr.	Winnetka (New Trier)	52	47	16 : 19
140	Kevin Armstrong	Jr.	Winnetka (New Trier)	83	75	16 : 42
113 Team Score				Final Place	3	
Third Place Team Qualifier						

#	Name	Yr.	School	Pl.	T.PI	Time
66	Matthew D'Arcy	Sr.	Evanston	8	8	15 :
65	Sam LeVon	Sr.	Evanston	17	15	15 :
64	Matthew Marol	Jr.	Evanston	24	22	15 :
70	Jaime Merdinger	Jr.	Evanston	51	46	16 :
69	Lars Kohlman	Sr.	Evanston	59	53	16 :
67	Christian Lee	Sr.	Evanston	71	63	16 :
68	Scott Shepard	Sr.	Evanston	82	74	16 :
144 Team Score				Final Place	4	
Fourth Place Team Qualifier						

#	Name	Yr.	School	Pl.	T.PI	Time
113	Nate Bohne	Sr.	Palos Hills (Stagg)	4	4	15 : 15
114	Nick Sustersic	Sr.	Palos Hills (Stagg)	6	6	15 : 21
115	Rick Davey	Sr.	Palos Hills (Stagg)	11	10	15 : 37
116	Declan McDonnell	Sr.	Palos Hills (Stagg)	60	54	16 : 23
118	Leo Pathy	Sr.	Palos Hills (Stagg)	99	88	16 : 54
117	Chris Sama	So.	Palos Hills (Stagg)	100	89	16 : 54
119	Xavier Ortiz	Sr.	Palos Hills (Stagg)	121	106	17 : 15
162 Team Score				Final Place	5	
Fifth Place Team Qualifier						

Qualifying Individuals			
Name	Yr.	School	Time
Rich Eber	Sr.	Chicago (Brother Rice)	1 14 :
Nico Composto	So.	Wilmette (Loyola)	7 15 :
Patrick Geoghegan	Sr.	Oak Park (O.P.-River Forest)	9 15 :
Thomas Baran	Sr.	Niles (Notre Dame)	10 15 :
Alex Zasso	So.	Skokie (Niles West)	12 15 :
Ivan Coronel	Jr.	Chicago (Mather)	14 15 :
Kyle Middleton	Sr.	Palos Heights (Shepard)	15 15 :

#	Name	Yr.	School	Pl.	T.PI	Time
DNF Team Score				Final Place	###	
Fifth Place (TIE) Team Qualifier (if needed)						

Sectional Medal Award Winners			
Name	Yr.	School	Time
Rich Eber	Sr.	Chicago (Brother Rice)	1 14 :
Zach Dahleen	Jr.	Orland Park (Sandburg)	2 15 :
Mike Schmidt	Sr.	Winnetka (New Trier)	3 15 :
Nate Bohne	Sr.	Palos Hills (Stagg)	4 15 :
Mike Marbach	Sr.	Orland Park (Sandburg)	5 15 :
Nick Sustersic	Sr.	Palos Hills (Stagg)	6 15 :
Nico Composto	So.	Wilmette (Loyola)	7 15 :
Matthew D'Arcy	Sr.	Evanston	8 15 :
Patrick Geoghegan	Sr.	Oak Park (O.P.-River Forest)	9 15 :
Thomas Baran	Sr.	Niles (Notre Dame)	10 15 :

I.H.S.A. 3A Sectional Cross Country Championships - Boy's Division

Hosted by: Niles West High School

Saturday, October 27, 20

Held at: Niles West High School - Distance: 3.0 miles

Qualifying Teams and Individuals

I.H.S.A. 3A Sectional Cross Country Championships - Boy's Division

Pl.	Name	Yr	School	#	T.PI	Time	
1	Rich Eber	Sr.	Chicago (Brother Rice)	15	1	14 : 49	I.Q.
2	Zach Dahleen	Jr.	Orland Park (Sandburg)	99	2	15 : 04	
3	Mike Schmidt	Sr.	Winnetka (New Trier)	134	3	15 : 12	
4	Nate Bohne	Sr.	Palos Hills (Stagg)	113	4	15 : 15	
5	Mike Marbach	Sr.	Orland Park (Sandburg)	100	5	15 : 19	
6	Nick Sustersic	Sr.	Palos Hills (Stagg)	114	6	15 : 21	
7	Nico Composto	So.	Wilmette (Loyola)	127	7	15 : 29	I.Q.
8	Matthew D'Arcy	Sr.	Evanston	66	8	15 : 29	
9	Patrick Geoghegan	Sr.	Oak Park (O.P.-River Forest)	92	9	15 : 32	I.Q.
10	Thomas Baran	Sr.	Niles (Notre Dame)	3154	Ind.	15 : 33	I.Q.
11	Rick Davey	Sr.	Palos Hills (Stagg)	115	10	15 : 37	
12	Alex Zasso	So.	Skokie (Niles West)	120	11	15 : 38	I.Q.
13	Jack Boyle	Jr.	Oak Park (Fenwick)	89	12	15 : 42	
14	Ivan Coronel	Jr.	Chicago (Mather)	3144	Ind.	15 : 43	I.Q.
15	Kyle Middleton	Sr.	Palos Heights (Shepard)	106	13	15 : 45	I.Q.
16	Kyle Meyer	So.	Orland Park (Sandburg)	103	14	15 : 46	
17	Sam LeVon	Sr.	Evanston	65	15	15 : 47	
18	Pat Morris	Sr.	Winnetka (New Trier)	135	16	15 : 48	
19	Noah Graboys	Jr.	Winnetka (New Trier)	136	17	15 : 48	
20	Kyle McNicholas	Jr.	Orland Park (Sandburg)	101	18	15 : 49	
21	Matt Miller	Jr.	Oak Park (Fenwick)	86	19	15 : 50	
22	Billy Cowhey	Sr.	Glenbrook (Glenbrook South)	78	20	15 : 52	
23	Martin Grady	So.	Oak Park (Fenwick)	87	21	15 : 53	
24	Matthew Marol	Jr.	Evanston	64	22	15 : 54	
25	Ryan Shannon	Sr.	Oak Park (Fenwick)	90	23	15 : 55	
26	Jim Glavas	Sr.	Chicago (Brother Rice)	16	24	15 : 56	
27	Michael Kuntz	Sr.	Chicago (St. Ignatius)	50	25	15 : 57	
28	George Pappamichiel	Jr.	Glenbrook (Glenbrook South)	80	26	15 : 57	
29	Mark Keating	Sr.	Oak Park (O.P.-River Forest)	93	27	15 : 58	
30	Dan Steinfels	Sr.	Wilmette (Loyola)	130	28	15 : 59	
31	Kulayafi Haji	So.	Chicago (Lane)	29	29	15 : 59	
32	Patrick McGillen	Sr.	Oak Park (Fenwick)	88	30	16 : 00	
33	Derek Schnake	Sr.	Chicago (Lincoln Park)	36	31	16 : 00	
34	Brian Corcoran	So.	Chicago (Brother Rice)	17	32	16 : 01	
35	Tom Dehlin	Sr.	Chicago (Marist)	43	33	16 : 01	
36	Ryan Granholm	Sr.	Oak Park (O.P.-River Forest)	94	34	16 : 03	
37	Drew Hansen	Sr.	Winnetka (New Trier)	138	35	16 : 05	
38	Danny Bulster	Sr.	Berwyn-Cicero (Morton)	2	36	16 : 07	
39	Elliot Havel	Jr.	Orland Park (Sandburg)	102	37	16 : 08	
40	Ari Spector	Sr.	Glenbrook (Glenbrook South)	81	38	16 : 08	
41	Peter Bermes	Sr.	Northbrook (Glenbrook North)	3156	Ind.	16 : 09	
42	Kyle Abrahamsen	Sr.	Palos Heights (Shepard)	107	39	16 : 10	
43	Mohammed Siddiqui	Sr.	Skokie (Niles North)	3160	Ind.	16 : 11	
44	Colin McCarey	Sr.	Oak Park (O.P.-River Forest)	95	40	16 : 12	
45	Ethan Rivera	Jr.	Franklin Park (Leyden)	71	41	16 : 12	
46	Bryan Wolfe	Sr.	Winnetka (New Trier)	137	42	16 : 13	
47	Tom Laser	Jr.	Oak Park (Fenwick)	85	43	16 : 14	
48	Jeff Takaki	Jr.	Glenbrook (Glenbrook South)	79	44	16 : 15	
49	Luis Nicholas	Jr.	Berwyn-Cicero (Morton)	3	45	16 : 16	
50	Peter Merkel	Sr.	Niles (Notre Dame)	3155	Ind.	16 : 17	

I.H.S.A. 3A Sectional Cross Country Championships - Boy's Division

Pl.	Name	Yr	School	#	T.PI	Time
51	Jaime Merdinger	Jr.	Evanston	70	46	16 : 1
52	Charlie Furse	Sr.	Winnetka (New Trier)	139	47	16 : 2
53	James Connelly	So.	Chicago (St. Ignatius)	51	48	16 : 2
54	Ralph Woolard	Jr.	Oak Forest	3158	Ind.	16 : 2
55	George Davros	So.	Skokie (Niles West)	122	49	16 : 2
56	Corey Puckett	Sr.	Orland Park (Sandburg)	104	50	16 : 2
57	Cuitlahuac Youniss	So.	Chicago (Northside)	8	51	16 : 2
58	Ray Rivera	Jr.	Franklin Park (Leyden)	75	52	16 : 2
59	Lars Kohlman	Sr.	Evanston	69	53	16 : 2
60	Declan McDonnell	Sr.	Palos Hills (Stagg)	116	54	16 : 2
61	Angel Perez	Sr.	Dolton (Thornridge)	3153	Ind.	16 : 2
62	Jack Seeborg	So.	Wilmette (Loyola)	129	55	16 : 2
63	Mizael Carrera	Jr.	Franklin Park (Leyden)	73	56	16 : 2
64	Kamil Khan	Fr.	Chicago (St. Ignatius)	54	57	16 : 2
65	Kent Frayn	Sr.	Chicago (Lane)	35	58	16 : 2
66	Herald Alvarez	So.	Franklin Park (Leyden)	74	59	16 : 2
67	Eunhawn Yoo	Fr.	Oak Park (O.P.-River Forest)	96	60	16 : 2
68	Patrick Tobin	Sr.	Wilmette (Loyola)	133	61	16 : 2
69	Ryan Slager	Sr.	Chicago (Mt. Carmel)	3148	Ind.	16 : 2
70	Victor Terrazas	So.	Chicago (Lane)	31	62	16 : 2
71	Christian Lee	Sr.	Evanston	67	63	16 : 2
72	Brian Barron	Jr.	Oak Park (Fenwick)	91	64	16 : 2
73	Timmy Bulster	Sr.	Berwyn-Cicero (Morton)	1	65	16 : 2
74	Rafael Crisosto	Jr.	Franklin Park (Leyden)	72	66	16 : 2
75	Mike Prokop	So.	Palos Heights (Shepard)	108	67	16 : 2
76	Fernando Ramirez	So.	Franklin Park (Leyden)	76	68	16 : 2
77	Adam Currier	Sr.	Chicago (Brother Rice)	21	69	16 : 2
78	Nate Beasley	Sr.	Glenbrook (Glenbrook South)	84	70	16 : 2
79	Alexander Black	Sr.	Oak Park (O.P.-River Forest)	98	71	16 : 2
80	Packey Gilman	Sr.	Palos Heights (Shepard)	109	72	16 : 2
81	Jonathan Kittaka	Jr.	Chicago (Northside)	9	73	16 : 2
82	Scott Shepard	Sr.	Evanston	68	74	16 : 2
83	Kevin Armstrong	Jr.	Winnetka (New Trier)	140	75	16 : 2
84	Thomas Crivellone	Sr.	Oak Lawn (Richards)	3159	Ind.	16 : 2
85	Jack Cross	Fr.	Chicago (St. Ignatius)	53	76	16 : 2
86	John Marbach	Sr.	Chicago (Brother Rice)	19	77	16 : 2
87	Thomas Stern	Sr.	Skokie (Niles West)	121	78	16 : 2
88	Kevin Germino	Jr.	Chicago (Marist)	47	79	16 : 2
89	Brendan Boyer	Sr.	Northbrook (Glenbrook North)	3157	Ind.	16 : 2
90	Jacob Cetera	Jr.	Chicago (Lincoln Park)	38	80	16 : 2
91	Allan Urbaniak	Jr.	Palos Heights (Shepard)	111	81	16 : 2
92	Wesley Latham	Fr.	Chicago (Northside)	12	82	16 : 2
93	Brian Daly	Jr.	Chicago (St Patrick)	3149	Ind.	16 : 2
94	Charlie Messimore	Fr.	Chicago (Northside)	11	83	16 : 2
95	Mark Donohue	So.	Wilmette (Loyola)	128	84	16 : 2
96	Alexander Brown	So.	Oak Park (O.P.-River Forest)	97	85	16 : 2
97	Henry Mattingly	Sr.	Chicago (Lincoln Park)	37	86	16 : 2
98	Michael Fausone	Sr.	Wilmette (Loyola)	131	87	16 : 2
99	Leo Pathy	Sr.	Palos Hills (Stagg)	118	88	16 : 2
100	Chris Sarna	So.	Palos Hills (Stagg)	117	89	16 : 2

Enter lowest bib # used for individuals.

I.H.S.A. 3A Sectional Cross Country Championships - Boy's Division

Pl.	Name	Yr	School	#	T.PI	Time
101	Kurt Nowag	Sr.	Palos Heights (Shepard)	110	90	16 : 54
102	Joel Haberkorn	So.	Chicago (Marist)	46	91	16 : 55
103	Dennis O Flaherty	Jr.	Orland Park (Sandburg)	105	92	16 : 58
104	Mike Mulhausen	Jr.	Chicago (Marist)	45	93	16 : 59
105	Matt Schaible	Jr.	Chicago (Young)	58	94	17 : 00
106	Ricardo Olmedo	Jr.	Blue Island (Eisenhower)	3141	Ind.	17 : 00
107	Max Avila	Sr.	Chicago (St. Rita)	3151	Ind.	17 : 01
108	Vilius Zaikauskas	Sr.	Berwyn-Cicero (Morton)	4	95	17 : 02
109	Omar Caban	Jr.	Chicago (Mather)	3147	Ind.	17 : 04
110	Jiasong Yang	So.	Chicago (Northside)	13	96	17 : 04
111	Brian Rice	Sr.	Wilmette (Loyola)	132	97	17 : 05
112	Coopen Eben	So.	Chicago (Northside)	10	98	17 : 06
113	Dan Hannapel	So.	Palos Heights (Shepard)	112	99	17 : 07
114	Brandon Schnake	So.	Chicago (Lincoln Park)	39	100	17 : 09
115	Matthew Granum	Sr.	Franklin Park (Leyden)	77	101	17 : 10
116	Tim Zerwic	Jr.	Glenbrook (Glenbrook South)	82	102	17 : 11
117	Eduardo Sanchez	Sr.	Chicago (Lane)	34	103	17 : 12
118	Neil Kelleher	Sr.	Chicago (St. Ignatius)	52	104	17 : 12
119	Robert Doherty	Sr.	Chicago (De La Salle)	23	105	17 : 14
120	Donnovan Nash	Sr.	Dolton (Thornridge)	3152	Ind.	17 : 15
121	Xavier Ortiz	Sr.	Palos Hills (Stagg)	119	106	17 : 15
122	Luis Rodriguez	Jr.	Chicago (Lane)	33	107	17 : 18
123	Robert Fahey	Sr.	Skokie (Niles West)	123	108	17 : 19
124	Mark Malatt	So.	Chicago (Marist)	49	109	17 : 20
125	Sean Raddatz	Fr.	Chicago (Marist)	48	110	17 : 20
126	Michael Vincente	Sr.	Berwyn-Cicero (Morton)	6	111	17 : 23
127	Felix Zaczek	Sr.	Chicago (St. Rita)	3150	Ind.	17 : 25
128	Irving Albarran	Sr.	Chicago (Lane)	32	112	17 : 25
129	Paul Hermanson	Sr.	Chicago (Young)	61	113	17 : 26
130	Nimrod Diess	Sr.	Chicago (Lincoln Park)	41	114	17 : 29
131	Luke Cunniff	So.	Chicago (St. Ignatius)	56	115	17 : 30
132	Jon Misek	Jr.	Glenbrook (Glenbrook South)	83	116	17 : 32
133	Ricky Morales	Jr.	Berwyn-Cicero (Morton)	7	117	17 : 36
134	Colin Rouser	Jr.	Chicago (Young)	59	118	17 : 37
135	John Darby	So.	Chicago (St. Ignatius)	55	119	17 : 38
136	Felix Peralta	Fr.	Chicago (Juarez)	3142	Ind.	17 : 42
137	Gerardo Medina	Jr.	Chicago (De La Salle)	22	120	17 : 44
138	Ryan Haberkorn	So.	Chicago (Marist)	44	121	17 : 51
139	Sam Redmond	Fr.	Chicago (Young)	60	122	17 : 51
140	Chris Gallardo	Sr.	Chicago (Lane)	30	123	17 : 55
141	Matt Miller	So.	Skokie (Niles West)	124	124	17 : 57
142	Julian Spearman	So.	Chicago (Young)	62	125	17 : 59
143	Lawrence Fieber	Sr.	Chicago (Lincoln Park)	40	126	17 : 59
144	Jessee Lopez	Sr.	Chicago (Young)	57	127	18 : 01
145	Harold Jaffe	Sr.	Chicago (Northside)	14	128	18 : 27
146	Duane Lickteig	So.	Berwyn-Cicero (Morton)	5	129	18 : 33
147	Armand Rhone	Sr.	Chicago (De La Salle)	24	130	18 : 36
148	Dan Freidman	So.	Skokie (Niles West)	126	131	18 : 41
149	John Zachrison	So.	Chicago (De La Salle)	25	132	19 : 00
150	Jeremv Joanes	Jr.	Chicago (De La Salle)	26	133	19 : 00

ILLINOIS HIGH SCHOOL ASSOCIATION Boys Class AAA
State Cross Country Championships

Team Score	Peoria, Illinois				November 3, 2007			
1. Naperville (Neuqua Valley)	1	8	11	22	44	(63)	(71)	86
2. Elmhurst (York)	2	5	24	31	43	(83)	(140)	105
3. Palatine (H.S.)	4	15	27	45	48	(52)	(85)	139
4. Aurora (Waubonsie Valley)	14	23	28	37	47	(59)	(87)	149
5. Naperville (North)	17	19	25	35	54	(60)	(65)	150
6. St. Charles (North)	9	13	30	53	57	(86)	(110)	162
7. Wheaton (North)	10	33	39	41	50	(51)	(105)	173
8. Arlington Heights (Hersey)	3	21	32	67	70	(91)	(131)	193
9. Frankfort (Lincoln-Way East)	7	12	16	74	114	(125)	(134)	223
10. Carpentersville (Dundee-Crown)	36	38	64	84	94	(103)	(116)	316
11. Lockport (Twp.)	6	40	61	95	123	(126)	(127)	325
12. Orland Park (Sandburg)	26	46	75	88	97	(129)	(130)	332
13. Barrington	29	42	79	93	96	(99)	(102)	339
14. Cary (C.-Grove)	55	62	76	77	89	(104)	(106)	359
15. Winnetka (New Trier)	20	78	80	90	100	(120)	(124)	368
16. Palos Hills (Stagg)	18	34	73	115	132	(136)	(139)	372
17. Oak Park (Fenwick)	49	66	81	98	108	(112)	(117)	402
18. Evanston (Twp.)	56	69	92	109	119	(121)	(128)	445
19. O'Fallon	68	72	82	101	122	(135)	(137)	445
20. New Lenox (Lincoln-Way Central)	58	107	111	113	118	(133)	(138)	507

ILLINOIS HIGH SCHOOL ASSOCIATION

State Cross Country Championships

Boys AAA - November 3, 2007

Place	TmPl	NAME	SCHOOL	TIME	Pace
1.	1	Chris Derrick	Naperville (Neuqua Valley)	13:52	4:38
2.	2	Tom Achtien	Elmhurst (York)	14:12	4:44
3.	3	Kevin Havel	Arlington Heights (Hersey)	14:16	4:46
4.	4	Mat Smoody	Palatine (H.S.)	14:25	4:49
5.	5	Steve Sulkin	Elmhurst (York)	14:26	4:49
6.	6	Kyle Engnell	Lockport (Twp.)	14:32	4:51
7.	7	Nathan Troester	Frankfort (Lincoln-Way East)	14:33	4:51
8.	8	Danny Pawola	Naperville (Neuqua Valley)	14:33	4:51
9.	9	Chris DeSilva	St. Charles (North)	14:34	4:52
10.		Rich Eber	Chicago (Brother Rice)	14:35	4:52
11.		Josh Stein	Aurora (Marmion Academy)	14:37	4:53
12.	10	Chase Kadlec	Wheaton (North)	14:41	4:54
13.	11	Aaron Beattie	Naperville (Neuqua Valley)	14:44	4:55
14.	12	Myles Scott-Stirn	Frankfort (Lincoln-Way East)	14:47	4:56
15.		Jeffery Thode	Hoffman Estates (Conant)	14:48	4:56
16.	13	Mike Strasser	St. Charles (North)	14:48	4:56
17.	14	Mark Schumacher	Aurora (Waubonsie Valley)	14:49	4:57
18.	15	Kevin O'Brien	Palatine (H.S.)	14:50	4:57
19.	16	Ron Revord	Frankfort (Lincoln-Way East)	14:52	4:58
20.	17	John Newman	Naperville (North)	14:53	4:58
21.		Scott Friedlander	Deerfield	14:54	4:58
22.		Steve Couch	Naperville (Central)	14:55	4:59
23.	18	Nate Bohne	Palos Hills (Stagg)	14:57	4:59
24.	19	Kyle Gibson	Naperville (North)	14:58	4:59
25.	20	Mike Schmidt	Winnetka (New Trier)	14:58	5:00
26.	21	Erik Stanton	Arlington Heights (Hersey)	14:58	5:00
27.	22	Kevin Grady	Naperville (Neuqua Valley)	14:58	5:00
28.	23	David Schumacher	Aurora (Waubonsie Valley)	14:59	5:00
29.		James Noonan	Rockford (Guilford)	15:00	5:00
30.	24	Jordan Herbert	Elmhurst (York)	15:00	5:00
31.	25	Tyler Jermann	Naperville (North)	15:02	5:01
32.		Chris Hayek	Mt. Prospect (Prospect)	15:02	5:01
33.	26	Mike Marbach	Orland Park (Sandburg)	15:02	5:01
34.		Dennis Baliga	Rockford (Auburn)	15:03	5:01
35.		Alex Mena	Mundelein (H.S.)	15:03	5:01
36.	27	Chano Bernardo	Palatine (H.S.)	15:03	5:01
37.	28	Emmett Lorenz	Aurora (Waubonsie Valley)	15:03	5:01
38.	29	Matt Barns	Barrington	15:04	5:02
39.	30	Scott Speare	St. Charles (North)	15:05	5:02
40.	31	Brian Spisiak	Elmhurst (York)	15:05	5:02
41.	32	Billy Wisser	Arlington Heights (Hersey)	15:07	5:03
42.		Nathan Rutz	Schaumburg (H.S.)	15:08	5:03
43.	33	Collin Christensen	Wheaton (North)	15:09	5:03
44.	34	Nick Gustersic	Palos Hills (Stagg)	15:10	5:04
45.		Neal Klein	Streamwood	15:11	5:04
46.		Aaron Werths	Granite City	15:11	5:04
47.		Andrew Karas	Plainfield (North)	15:14	5:05
48.	35	David McWilliams	Naperville (North)	15:14	5:05
49.		Victor Palacios	Belleville (West)	15:15	5:05
50.		Marc Amarillas	Quincy (Sr.)	15:15	5:05

ILLINOIS HIGH SCHOOL ASSOCIATION

State Cross Country Championships

Boys AAA - November 3, 2007

Place	TmPI	NAME	SCHOOL	TIME	Pace
51.	36	Anthony Manfrin	Carpentersville (Dundee-Crown)	15:15	5:05
52.		Brian Denk	Darien (Hinsdale South)	15:15	5:05
53.	37	Ryan Shea	Aurora (Waubonsie Valley)	15:16	5:06
54.	38	Connor Kustief	Carpentersville (Dundee-Crown)	15:17	5:06
55.	39	Ryan Mademann	Wheaton (North)	15:17	5:06
56.		Todd Farbiak	Huntley	15:17	5:06
57.		Nico Composto	Wilmette (Loyola Academy)	15:18	5:06
58.		Charles Dundy	East Moline (United)	15:19	5:07
59.	40	David Inczauskis	Lockport (Twp.)	15:20	5:07
60.	41	Graham Farnsworth	Wheaton (North)	15:20	5:07
61.	42	Dan Quarfoot	Barrington	15:21	5:07
62.		Patrick Geoghegan	Oak Park (O.P.-River Forest)	15:22	5:08
63.	43	Adam Cecil	Elmhurst (York)	15:22	5:08
64.		Clay Locke	Buffalo Grove	15:23	5:08
65.		Lee Vleck	Darien (Hinsdale South)	15:26	5:09
66.	44	Josh Budnik	Naperville (Neuqua Valley)	15:26	5:09
67.	45	Alex Mourousias	Palatine (H.S.)	15:28	5:10
68.	46	Zach Dahleen	Orland Park (Sandburg)	15:29	5:10
69.		Juan Sanchez	Chicago Heights (Bloom Twp.)	15:30	5:10
70.	47	Sean Wiggan	Aurora (Waubonsie Valley)	15:32	5:11
71.	48	Paul Kwak	Palatine (H.S.)	15:32	5:11
72.	49	Jack Boyle	Oak Park (Fenwick)	15:33	5:11
73.	50	Justin Soderlund	Wheaton (North)	15:33	5:11
74.	51	Brian Schlick	Wheaton (North)	15:34	5:12
75.	52	Alec Bollman	Palatine (H.S.)	15:35	5:12
76.	53	Todd Vankerkhoff	St. Charles (North)	15:36	5:12
77.	54	Bob Guthrie	Naperville (North)	15:36	5:12
78.	55	Phillip Fairleigh	Cary (C.-Grove)	15:37	5:13
79.	56	Matthew Marol	Evanston (Twp.)	15:38	5:13
80.	57	Rhett Morici	St. Charles (North)	15:39	5:13
81.	58	Ethan Simmons	New Lenox (Lincoln-Way Central)	15:40	5:14
82.	59	Michael Lorenz	Aurora (Waubonsie Valley)	15:41	5:14
83.	60	Dan Harper	Naperville (North)	15:41	5:14
84.	61	Ryan Piotrowski	Lockport (Twp.)	15:42	5:14
85.	62	Kai Rikardsen	Cary (C.-Grove)	15:42	5:14
86.	63	Jimmy Riddle	Naperville (Neuqua Valley)	15:43	5:15
87.	64	Paul Smith	Carpentersville (Dundee-Crown)	15:44	5:15
88.	65	Mike Herbert	Naperville (North)	15:44	5:15
89.	66	Martin Grady	Oak Park (Fenwick)	15:44	5:15
90.	67	Matt Cwiok	Arlington Heights (Hersey)	15:44	5:15
91.	68	Josh Parkinson	O'Fallon	15:45	5:15
92.		Thomas Baran	Niles (Notre Dame)	15:45	5:15
93.	69	Sam Levon	Evanston (Twp.)	15:45	5:15
94.	70	Mike Tisza	Arlington Heights (Hersey)	15:46	5:16
95.	71	Bryan Winek	Naperville (Neuqua Valley)	15:46	5:16
96.	72	Michael Sclarici	O'Fallon	15:47	5:16
97.		Ivan Coronel	Chicago (Mather)	15:47	5:16
98.		Alex Zasso	Skokie (Niles West)	15:48	5:16
99.	73	Rick Davey	Palos Hills (Stagg)	15:48	5:16
100.	74	Nick Sindrius	Franklin Park (Lincoln-Way East)	15:48	5:16

ILLINOIS HIGH SCHOOL ASSOCIATION

State Cross Country Championships

Boys AAA - November 3, 2007

Place	TmPI	NAME	SCHOOL	TIME	Pace
101.	75	Kyle Meyer	Orland Park (Sandburg)	15:49	5:17
102.		Kyle Middleton	Palos Heights (Shepard)	15:50	5:17
103.	76	Mike McNamara	Cary (C.-Grove)	15:51	5:17
104.	77	Jeff Boivin	Cary (C.-Grove)	15:53	5:18
105.	78	Pat Morris	Winnetka (New Trier)	15:54	5:18
106.	79	Micah Koenig	Barrington	15:56	5:19
107.	80	Noah Graboys	Winnetka (New Trier)	15:57	5:19
108.	81	Patrick McGillen	Oak Park (Fenwick)	15:57	5:19
109.	82	Matt Coon	O'Fallon	15:58	5:20
110.	83	Rojin Thomas	Elmhurst (York)	15:58	5:20
111.	84	Jon Keable	Carpentersville (Dundee-Crown)	15:59	5:20
112.	85	Eddie Lopez	Palatine (H.S.)	15:59	5:20
113.	86	Brad Wheeler	St. Charles (North)	15:59	5:20
114.		Matt Rychel	Tinley Park (Andrew)	15:59	5:20
115.	87	Mark Homan	Aurora (Waubonsie Valley)	16:00	5:20
116.	88	Elliot Hevel	Orland Park (Sandburg)	16:00	5:20
117.	89	Adam Resseguie	Cary (C.-Grove)	16:00	5:20
118.	90	Drew Hansen	Winnetka (New Trier)	16:00	5:20
119.	91	Eric Johansen	Arlington Heights (Hersey)	16:00	5:20
120.	92	Matthew D'Arcy	Evanston (Twp.)	16:01	5:21
121.	93	Mike Pfeifer	Barrington	16:02	5:21
122.	94	Nathan Prom	Carpentersville (Dundee-Crown)	16:04	5:22
123.	95	Peter Sullivan	Lockport (Twp.)	16:04	5:22
124.	96	Jeff Robinson	Barrington	16:06	5:22
125.	97	Kyle McNicholas	Orland Park (Sandburg)	16:06	5:22
126.	98	Matt Miller	Oak Park (Fenwick)	16:06	5:22
127.	99	Kevin McGowan	Barrington	16:07	5:23
128.	100	Bryan Wolfe	Winnetka (New Trier)	16:08	5:23
129.	101	Luke Sanchez	O'Fallon	16:08	5:23
130.	102	Chris Cogswell	Barrington	16:08	5:23
131.	103	Mike Wiechmann	Carpentersville (Dundee-Crown)	16:09	5:23
132.	104	Mike Zasadil	Cary (C.-Grove)	16:09	5:23
133.	105	Andrew Kaeher	Wheaton (North)	16:10	5:23
134.	106	Dan Bartz	Cary (C.-Grove)	16:10	5:24
135.	107	Steve Ahlgrim	New Lenox (Lincoln-Way Central)	16:10	5:24
136.	108	Ryan Shannon	Oak Park (Fenwick)	16:11	5:24
137.	109	Jaime Merdinger	Evanston (Twp.)	16:11	5:24
138.	110	Steve Miller	St. Charles (North)	16:12	5:24
139.	111	Patrick Chojnacki	New Lenox (Lincoln-Way Central)	16:13	5:25
140.	112	Brian Barron	Oak Park (Fenwick)	16:13	5:25
141.	113	Joe Gasca	New Lenox (Lincoln-Way Central)	16:14	5:25
142.	114	Matthew Niendorf	Frankfort (Lincoln-Way East)	16:14	5:25
143.	115	Declan McDonnell	Palos Hills (Stagg)	16:14	5:25
144.	116	Jon Magnant	Carpentersville (Dundee-Crown)	16:15	5:25
145.	117	Tom Laser	Oak Park (Fenwick)	16:16	5:26
146.	118	Kyle Counter	New Lenox (Lincoln-Way Central)	16:17	5:26
147.	119	Lars Kohlman	Evanston (Twp.)	16:18	5:26
148.	120	Charlie Furse	Winnetka (New Trier)	16:18	5:26
149.	121	Scott Shepard	Evanston (Twp.)	16:20	5:27
150.	122	David Popp	O'Fallon	16:20	5:28

ILLINOIS HIGH SCHOOL ASSOCIATION

State Cross Country Championships

Boys AAA - November 3, 2007

Place	TmPl	NAME	SCHOOL	TIME	Pace
151.	123	David Sajdak	Lockport (Twp.)	16:25	5:29
152.	124	Kevin Armstrong	Winnetka (New Trier)	16:27	5:29
153.	125	Dan August	Frankfort (Lincoln-Way East)	16:27	5:29
154.	126	Jeff Oldendorf	Lockport (Twp.)	16:35	5:32
155.	127	Mat Piotrowski	Lockport (Twp.)	16:40	5:34
156.	128	Christian Lee	Evanston (Twp.)	16:42	5:34
157.	129	Dennis O'Flaherty	Orland Park (Sandburg)	16:43	5:35
158.	130	Corey Puckett	Orland Park (Sandburg)	16:45	5:35
159.	131	Ben Zielke	Arlington Heights (Hersey)	16:49	5:37
160.	132	Leo Pathy	Palos Hills (Stagg)	16:50	5:37
161.	133	Tom Willmot	New Lenox (Lincoln-Way Central)	16:52	5:38
162.	134	Dan Hearne	Frankfort (Lincoln-Way East)	16:52	5:38
163.	135	Blake Harris	O'Fallon	17:04	5:42
164.	136	Xavier Ortiz	Palos Hills (Stagg)	17:07	5:43
165.	137	Lee Wise	O'Fallon	17:11	5:44
166.	138	Kyle Scharwarth	New Lenox (Lincoln-Way Central)	17:17	5:46
167.	139	Chris Sama	Palos Hills (Stagg)	17:44	5:55
168.	140	Mike Rizzo	Elmhurst (York)	19:05	6:22

168 records processed.



The front of the pack at Regionals



E.T. and KMey at Lyons




Sophomores at Lyons






David Brugioni—Sportsman of the Year



Torts—Sophomore MVP



Perino, Sean, and J Mac



Z finishing his historic run at Peoria—14:39, 3rd fastest in CSHS history



Seniors Remington Berg and Bill Hinderman



2007 SWSC Champions—Sophomore, Varsity and Open levels



Captain Marbach and Bic Mac getting ready to tear it up at Regionals



Leaders at Regionals



Marbach's surprise after Peoria!



Mike Marbach and Zach Dahleen—3rd and 8th fastest runners in school history



Open at Lyons



Nick DeWolf—SWSC Sophomore All-Conference




The Pack



Alternator and Soy Sauce at Lyons






Z in third place before the mile at state



Cups Guzinski



Senior Captain Corey Puckett