

Sandburg Eagles

2006 SEASON IN REVIEW



Lyons

Conference

IHSA Regional

IHSA Sectional

4th Place in State

November, 2006

2006 Sandburg Cross Country Team—

I find it difficult to write this year's letter. To be honest, I've been dreading this very moment for years, yet here I am typing away. You see, this year represented the culmination of a journey that the Sandburg Cross Country team has been on for four years. This all started with a group of guys who decided to believe in something. A group of guys who decided to believe in hard work. A group of guys who had the audacity to hope. A group of guys who found strength in their belief in one another. A group of guys who took the hard path: didn't find the easy way out. A group of guys who had the will to succeed. A group of guys who stood tall and together. A group of guys who insisted on small miracles, and turned miracle into routine.

In the end, how will the 2006 cross country team be remembered? What is your legacy? Our goal has always been clear: to be the best cross country team we could possibly be. to carry ourselves with dignity and class, to care about one another, to set a goal and go after 100%. *The 2006 Cross Country team is a success.* No trophy is needed to show this success. No medal will adequately symbolize your achievements. Your success will be found in every step your individual journeys will take you. Success is found in the friendships, the memories, the values and character you've developed over the years. Any material item is a joke in comparison to your true rewards.

As we reflect on this season, it is important to note the members of our team who we say goodbye to tonight. The seniors who graduate are undoubtedly the most successful class of Sandburg cross country runners ever. This senior class contributed to: being the youngest team ever to qualify for state, three IHSA Regional titles, three Conference titles, two IHSA Sectional titles, four state qualifying teams, two top ten state finishes, two all-state medals, four of the top eleven times in the history of the school, and the school record as the fastest team in school history. Wow! Seniors **Tony Catalano, John DeMatteo, Matt Krezwick, Pat Spengler,** and four-year seniors **Kevin Adamowski, Chuck Archer, Brad LaRocque, Dave Lukas, Noah Katula, Tom Sideras, Justin Smith, Mike Young** will never be replaced. They have brought an unparalleled commitment, leadership and passion to our team. Sandburg Cross Country will always be in debt to their dedication.

To the seniors: I cannot possibly communicate to you how thankful I am for all that you've done for our team. Personally, I have learned a lot about myself through interacting with you, and there are no words that can express what your commitment has meant to me. I will be telling your story for as long as I coach. I hope that you got as much out of these past four years as I have. I hope that you never forget all that you've discovered about yourself while being a Sandburg Cross Country runner. You are prepared to do anything you want to do in life. If you tackle life in the same manner that you've approached cross country then you will be successful. As alumni, be sure to support Sandburg, return to visit, write letters, and keep in touch.

To the rest of the team: clearly we have our work set out for ourselves. We need to dedicate ourselves to honoring the standard that the seniors have set for us. This is a standard of hard work and endless enthusiasm. What will you be remembered for once your name is written in bold? What will your legacy be? You can become whatever you set out to become. You get exactly what you give this sport. In order to continue our success, everyone will need to find the strength to run everyday in the winter, join track and our summer camp. Are you ready for the challenge?

Thank you for another wonderful season. I have enjoyed the journey.

---Coach O'Malley

2006 Sandburg Cross Country

Adamowski, Kevin	Katula, Noah
Archer, Chuck	Keane, Sean
Altman, John	Koutavas, Chris
Berg, Remington	Krezwick, Matt
Brugioni, David	LaRocque, Brad
Burch, John	Lukas, David
Butzen, Matt	Marbach, Mike
Canzona, Mark	Martinez, Joe
Catalano, Tony	McNicholas, Kyle
Dahleen, Zach	Meyer, Kyle
DeBella, Louis	O'Flaherty, Dennis
DeMatteo, John	Pavur, Ben
DeMatteo, Pat	Perino, Jeff
DeWolf, Nick	Pronoitis, Adam
Frazzini, Chris	Puckett, Corey
Gadawski, Pat	Sideras, Tom
Hajyousif, Ryan	Smith, Justin
Hevel, Elliot	Spengler, Pat
Hinderman, Bill	Spychalski, Brian
Hogan, Tim	White, Jake
	Young, Mike

2006 Season Highlights:

Varsity:

Lyons Invitational Champions
Peoria Invitational 3rd Place
Palatine Invitational 3rd Place
SWSC Champions
IHSA Regional Champions
IHSA Sectional Champions
4th Place in State (best finish ever)
CSHS School Record—75:22

Sophomore:

Lyons Invitational 3rd Place
Reavis Invitational 2nd Place
Andrew Invitational Grand Champions: Fresh—2nd place, Soph—3rd Place
St. Charles Invitational 2nd Place
SWSC Champions

Individuals:

Lyons Invitational—Corey Puckett—Open Champion
Reavis Invitational—Zach Dahleen Sophomore Champion
Andrew F/S Invitational—Zach Dahleen Sophomore Champion
SWSC—Zach Dahleen Sophomore Champion, Kevin Adamowski Varsity Champion,
Jake White Open Champion
IHSA State Meet—Kevin Adamowski—All-State

2006 Eagle Cross Country

RUNNER OF THE WEEK AWARDS

LYONS:	Kyle McNicholas, Corey Puckett, Tom Sideras
REAVIS:	Zach Dahleen, Tony Catalano
PEORIA:	Kyle Meyer, Chuck Archer
TINLEY/PALATINE:	Tim Hogan, Mike Young
ANDREW/POW-WOW:	Chris Koutavas, Adam Pronoitis, Kevin Adamowski
ST. CHARLES:	John Altman, Chris Frazzini, Brian Spsychalski
SWSC:	Dennis O'Flaherty, Jake White, Justin Smith, Mike Marbach
IHSA REGIONALS:	Brad LaRocque
IHSA SECTIONALS:	Team

SEASON AWARDS

VARSITY MOST VALUABLE:	Kevin Adamowski, Tom Sideras, Justin Smith, Brad LaRocque, Mike Marbach, Chuck Archer, Mike Young
F/S MOST VALUABLE:	Zach Dahleen
NEW COMER OF THE YEAR:	Kyle Meyer, Chris Frazzini
MOST IMPROVED:	Kyle McNicholas
SPORTSMAN OF THE YEAR:	Justin Smith
FOUR YEAR RUNNERS:	Kevin Adamowski, Chuck Archer, Noah Katula, Brad LaRocque, Dave Lukas, Tom Sideras, Justin Smith, Brian Spsychalski, Mike Young
F/S ALL-CONFERENCE:	Zach Dahleen, Kyle McNicholas, Kyle Meyer, Adam Pronoitis, Dennis O'Flaherty
VARSITY ALL-CONFERENCE:	Kevin Adamowski, Tom Sideras, Justin Smith, Brad LaRocque, Mike Marbach, Mike Young
ALL-REGIONAL:	Tom Sideras, Kevin Adamowski, Justin Smith, Brad LaRocque, Mike Marbach, Chuck Archer
ALL-SECTIONAL:	Kevin Adamowski, Justin Smith
STATE QUALIFIERS:	Kevin Adamowski, Justin Smith, Tom Sideras, Brad LaRocque, Mike Marbach, Chuck Archer, Mike Young
ALL-STATE:	Kevin Adamowski---19 th

EAGLE STATE QUALIFIERS

1958

R. WILLIAMS 16TH

1967

B. REEVES

1970

D. GAVIN

1971

D. GAVIN

1975

T. GRAVES 3RD
B. HICKS 13TH

1976—10TH

T. GRAVES 1ST
B. HICKS 12TH

M. KEANE

M. CHOFIN

T. SMITH

J. JUNTA

D. MICHALAK

1977

T. GRAVES 1ST

M. KEANE

M. CHOFFIN

B. HAHN

T. SMITH

J. HAHN

J. SUNTA

1980

J. PARKER

B. HAHN

S. KAYE

G. CLOSE

J. CURTIS

G. GRIESBUCH

D. HAHN

1981—4TH

S. KAYE 24TH

D. HAHN

G. CLOSE

M. MURPHY

J. CURTIS

J. HENSEL

M. CLOSE

1982

D. HAHN 13TH

1986

A. HOMOLY 22ND

1987

A. HOMOLY 13TH

1990

M. SOMMER

1991

M. SOMMER

1992

B. BREEN

1994

A. BORLING 22ND

S. RAINS

J. KUT

J. BOELE'

K. CZERWIEC

J. TORRES

J. O'MALLEY

1995

J. KUT

J. BORLING

J. BOELE'

R. KOVACHEVICH

M. LaMORTE

K. CZERWIEC

J. TORRES

R. STRUCK

1996

J. BORLING

K. CZERWIEC

R. KOVACHEVICH

B. PATCHAK

M. O'MALLEY

M. McCARTY

E. BOELE'

1997

J. BORLING 18TH

B. PATCHAK

1998

B. PATCHAK

J. POCHOPIEN

N. LAPORTA

D. LAIRD

M. O'MALLEY

D. BERUBE

K. KEHL

1999

D. LAIRD

N. LAPORTA

M. SIATKOWSKI

H. O'HALLORAN

A. WOODRUFF

K. KEHL

D. BERUBE

D. WEAKLEY

2000

D. LAIRD

K. KEHL

D. HANKOSKY

M. GENTILE

J. WOJCIK

T. KELLY

D. WEAKLEY

2001

J. WOJCIK

T. KELLY

M. SIATKOWSKI

K. O'MALLEY

D. HANKOSKY

P. CROWE

C. NOLAN

2002
T. KELLY

2003
B. GLAZA 23RD
K. ADAMOWSKI
B. LaROCQUE
R. MURPHY
C. NOLAN
A. GIRTON
J. GERDES
J. SMITH

2004
K. ADAMOWSKI
B. LAROQCUE
J. SMITH
M. SCOTT-STIRN
M. YOUNG
C. ARCHER
A. GIRTON

2005—8TH
J. SMITH 19th
B. LAROCQUE
K. ADAMOWSKI
T. SIDERAS
M. MARBACH
M. YOUNG
C. ARCHER

2006—4TH
KEVIN ADAMOWSKI 19TH
TOM SIDERAS
JUSTIN SMITH
BRAD LAROCQUE
MIKE MARBACH
CHUCK ARCHER
MIKE YOUNG

EAGLE HARRIER HIGHLIGHTS

MOST VARSITY INVITE TITLES

1994
 LYONS
 REAVIS
 ARGO
 TINLEY PARK
 CONFERENCE
 REGIONALS
 SECTIONALS

MOST FROSH/SOPH INVITE TITLES

2003
 LYONS (FRESH)
 REAVIS (FRESH/SOPH)
 PEORIA (FRESH/SOPH)
 PALATINE (SOPH)
 ANDREW (FRESH)
 ANDREW (FRESH/SOPH COMBINE TITLE)
 CONFERENCE (SOPH)

MOST INDIVIDUAL INVITE WINS

8
 ANDY HOMOLY 1987

BEST TEAM SPLIT

1995 SECTIONALS
 12 SECONDS
 KUT, J. BOELE', TORRES,
 J. BORLING, KOVACHEVICH

CONSECUTIVE F/S CONFERENCE TITLES

1991 1992 1993 1994

CONSECUTIVE VARSITY CONF. TITLES

1974 1975 1976 1977 1978 1979

CONSECUTIVE SECTIONAL APPEARANCES

1988 1989 1990 1991 1992 1993
 1994 1995 1996 1997 1998 1999
 2000 2001 2002 2003 2004 2005 2006

CONSECUTIVE STATE APPEARANCES

1994 1995 1996 1997 1998
 1999 2000 2001 2002

CONFERENCE CHAMPIONSHIPS

FROSH/ SOPH TEAMS

1976 1977 1979 1984 1989 1991
 1992 1993 1994 2001 2003 2005 2006

FROSH/SOPH INDIVIDUAL CHAMPS

1976 MIKE CHOFFIN
 1979 STEVE KAYE
 1989 MIKE SOMMER
 1991 STEVE RAINS
 1993 JESSE TORRES
 1994 JEREMY BORLING
 2005 MIKE MARBACH
 2006 ZACH DAHLEEN

CONFERENCE CHAMPIONSHIPS

VARSIITY TEAMS

1974	1975	1976	1977	1978	1979
1981	1991	1993	1994	2000	2004
			2005	2006	

VARSIITY INDIVIDUAL CHAMPS

1975 HICKS/GRAVES
 1976 BOB HICKS
 1977 TOM GRAVES
 1978 MIKE KEANE
 1982 DAN HAHN
 1987 ANDY HOMOLY
 1991 MIKE SOMMER
 1992 BRIAN BREEN
 1993 STEVE RAINS
 1994 AARON BORLING
 2004 KEVIN ADAMOWSKI
 2005 KEVIN ADAMOWSKI
 2006 KEVIN ADAMOWSKI

REGIONAL TITLES

1976 1981 1994 1995 1996
 1999 2000 2001 2002 2004
 2005 2006

SECTIONAL TITLES

1976 1994 2001 2005 2006

TOP TEN STATE FINISHERS

1977 8TH
 1981 4TH
 2005 8TH
 2006 4TH

Sandburg State Meet History:

1958:					
Reed Williams	16 th			Dan Hahn	170 th 16:08
				Gary Griesbach	173 rd 16:09
				Composite five runner time: 78:50	
1967					
Bill Reeves				1981—4th (248 points)	
				Steve Kaye	24 th 15:02
1970				Dan Hahn	31 st 15:06
David Gavin—42 nd				George Close	38 th 15:10
				Mike Murphy	120 th 15:45
1971				Jeff Curtis	137 th 15:49
David Gavin—60 th				Matt Close	177 th 16:08
				John Sengel	195 th 16:23
1975				Composite five runner time: 76:52	
Tom Graves	3 rd	14:18			
Bob Hicks	13 th	14:38		1982	
				Dan Hahn	13 th 14:50
1976—12th Place (356 points)					
Tom Graves	1 st	14:08.8		1986	
Bob Hicks	12 th	14:30		Andy Homoly	22 nd 14:54
Mike Choffin	134 th	NT			
Mike Keane	139 th	NT		1987	
Tom Smith	151 st	NT		Andy Homoly	13 th 14:48
Dale Michalak	158 th	NT			
Jim Sunta	209 th	NT		1990	
				Mike Sommer	70 th 15:52
1977—8th Place (286 points)					
Tom Graves	1 st	13:56.6*		1991	
Mike Choffin	47 th	15:06		Mike Sommer	DNR
Mike Keane	58 th	15:13			
Tom Smith	130 th	15:42		1992	
Jim Hahn	139 th	15:46		Brian Breen	56 th 15:42
Roy Hahn	156 th	NT			
Jim Sunta	183 rd	NT		1994—11th place (304 points)	
Composite five runner time: 75:43				Aaron Borling	22 nd 15:33
				Jason Kut	78 th 16:12
1980—21st (487 points)				Jeff Boele	92 nd 16:17
Jeff Parker	62 nd	15:16		Kevin Czerwiec	102 nd 16:24
George Close	133 rd	15:44		Jesse Torres	141 st 16:42
Steve Kaye	141 st	15:51		Steve Rains	165 th 16:55
Jeff Curtis	145 th	15:56		Jim O'Malley	187 th 17:10
Bob Hahn	157 th	16:03		Composite five runner time: 82:27	

1995—11th place (338 points)

Jason Kut	64 th	15:33
Jeremy Borling	76 th	15:43
Jeff Boele	79 th	15:45
Rudy Kovachevich	122 nd	16:03
Mike LaMorte	128 th	16:06
Kevin Czerwiec	138 th	16:12
Jesse Torres	157 th	16:18

Composite five runner time: 79:10**1996—13th place (343 points)**

Jeremy Borling	49 th	15:27
Kevin Czerwiec	62 nd	15:36
Bob Patchak	71 st	15:43
Mike O'Malley	132 nd	16:08
Eric Boele	143 rd	16:12
Rudy Kovachevich	158 th	16:20
Mike McCarty	173 rd	16:32

Composite five-runner time: 79:06**1997**

Jeremy Borling	18 th	14:55
Bob Patchak	37 th	15:12

1998—15th place (427 points)

Bob Patchak	79 th	15:38
Jason Pochopien	96 th	15:45
Nick LaPorta	124 th	15:56
Dave Laird	135 th	16:00
Mike O'Malley	146 th	16:07
Derek Breube	188 th	16:28
Ken Kehl	227 th	17:36

Composite five runner time: 79:26**1999—15th place (412 points)**

Dave Laird	56 th	15:31
Nick LaPorta	75 th	15:40
Matt Swiatkowski	112 th	16:01
Ken Kehl	147 th	16:17
Derek Breube	167 th	16:24
Harry O'Halloran	172 nd	16:26
Alan Woodruff	200 th	16:54

Composite five runner time: 81:11**2000—23rd place (412 points)**

Dave Laird	42 nd	15:12
Ken Kehl	125 th	15:57
Dan Hankosky	153 rd	16:11
Mark Gentile	159 th	16:13
Jim Wojcik	176 th	16:27
Tim Kelly	188 th	16:37
Dan Weakley	198 th	16:46

Composite five runner times: 81:18**2001—16th place (392 points)**

Jim Wojcik	56 th	15:31
Tim Kelly	60 th	15:32
Matt Swiatkowski	73 rd	15:41
Kevin O'Malley	178 th	16:21
Dan Hankosky	182 nd	16:22
Pat Crowe	246 th	17:12
Colin Nolan	260 th	17:53

Composite five runner time: 80:44**2002**

Tim Kelly	35 th	15:16
-----------	------------------	-------

2003—16th place (413 points)

Brian Glaza	23 rd	14:57
Kevin Adamowski	90 th	15:34
Brad LaRocque	100 th	15:37
Rob Murphy	152 nd	15:57
Colin Nolan	182 nd	16:08
Anthony Girton	210 th	16:25
Jake Gerdes	222 nd	16:39

Composite five runner time: 78:13**2004—19th place (482 points)**

Brad LaRocque	84 th	15:52.3
Kevin Adamowski	85 th	15:52.3
Justin Smith	119 th	16:04.7
Myles Scott-Stirn	162 nd	16:23.0
Anthony Girton	184 th	16:31.5
Chuck Archer	187 th	16:32.8
Mike Young	226 th	16:53.9

Composite five runner time: 80:42

2005—8th place (260 points)

Justin Smith	19 th	14:46
Brad LaRocque	41 st	15:05
Kevin Adamowski	49 th	15:08
Tom Sideras	111 th	15:39
Mike Marbach	155 th	15:58
Mike Young	193 rd	16:13
Chuck Archer	223 rd	16:30

Composite five runner time: 76: 36**2006—4th place (184 points)**

Kevin Adamowski	19 th	14:43.4
Tom Sideras	31 st	14:54.0
Justin Smith	55 th	15:08.4
Brad LaRocque	56 th	15:08.4
Mike Marbach	106 th	15:29.1
Chuck Archer	193 rd	16:06.3
Mike Young	207 th	16:14.0

Composite five runner time: 75:22

CSHS School Records

All-Time Fastest Teams (five-runner composite):

1. 2006 (Adamowski-Sideras-Smith-LaRocque-Marbach) State 75:22
2. 1977 (Graves-Choffin-Keane-T. Smith-J. Hahn) State 75:43
3. 2005 (Smith-LaRocque-Adamowski-Sideras-Marbach) State 76:36
4. 2005 (Adamowski-LaRocque-Sideras-Smith-Archer) PND 76:47
5. 1981 (Kaye-D. Hahn-Close-Murphy-Curtis) State 76:52
6. 2006 (Sideras-Adamowski-Smith-Archer-Marbach) PND 77:40
7. 2001 (Kelly-Swiatkowski-K. O'Malley-Wojcik-Hankosky) PND 77:54
8. 2003 (Glaza-Adamowski-LaRocque-Murphy-Nolan) State 78:13
9. 1997 (Borling-Patchak-E. Boele-M. O'Malley-Pochopien) PND 78:27
10. 1980 (Parker-Close-Kaye-CurtisB. Hahn) State 78:50

State Meet Qualifying Teams:

1976, 1977, 1980, 1981, 1994, 1995, 1996, 1998, 1999, 2000, 2001,
2003, 2004, 2005, 2006

Top Ten State Finishes:

1977—8th

1981—4th

2005—8th

2006—4th

IHSA Individual All-Staters:

Reed Williams: 22nd (1957), 16th (1958)

Bob Hicks: 13th (1975), 12th (1976)

Tom Graves: 3rd (1975), 1st (1976), 1st (1977)

Dan Hahn: 13th (1982)

Steve Kaye: 24th (1982)

Andy Homoly: 22nd (1986), 13th (1987)

Aaron Borling: 22nd (1994)

Jeremy Borling: 18th (1997)

Brian Glaza: 23rd (2003)

Justin Smith: 19th (2005)

Kevin Adamowski: 19th (2006)

IHSA Regional Titles:

1976, 1981, 1994, 1995, 1996, 1999, 2000, 2001, 2002, 2004, 2005,
2006

IHSA Sectional Titles:

1976, 1994, 2001, 2005, 2006

Conference Titles:

1974, 1975, 1976, 1977, 1978, 1979, 1981, 1991, 1993, 1994, 2000,
2004, 2005, 2006

Varsity Individual Conference Champions:

Hicks/Graves	1975	Brian Breen	1992
Bob Hicks	1976	Steve Rains	1993
Tom Graves	1977	Aaron Borling	1994
Mike Keane	1978	Kevin Adamowski	2004
Dan Hahn	1982	Kevin Adamowski	2005
Andy Homoly	1987	Kevin Adamowski	2006
Mike Sommer	1991		

F/S Best Performances—Detweiller Park Sub 16:30 Club

1. Tom Graves (So.)—14:18 (1975 state meet)
2. Kevin Adamowski(So.)—15:12 (2004 PND)
3. Kevin Adamowski (Fr)—15:34 (2003 state meet)
4. Brad LaRocque (Fr.)—15:37 (2003 state meet)
5. Mark Gentile (So.)—15:41 (2000 PND)
6. Jeremy Borling(So.)—15:43 (1995 state meet)
7. Bob Patchak(So.)—15:43 (1996 state meet)
8. Brad LaRocque(So.)—15:52.0 (2004 state meet)
9. Kevin Adamowski (So.)—15:52.0 (2004 state meet)
10. Brad LaRocque (So.)—15:53.0 (2004 PND)
11. Nick LaPorta (So.)—15:56 (1998 state meet)
12. Mike Marbach (So.)—15:58 (2005 state meet)
13. Justin Smith (So.)—16:00 (2004 PND)
14. Matt Swiatkowski (So.)—16:01 (1999 state meet)
15. Rudy Kovachevich(So.)—16:03 (1995 state meet)
16. Kevin Adamowski (Fr)—16:04 (2003 PND)
17. Zach Dahleen (So)—16:04 (2006 PND)
18. Justin Smith (So.)—16:04.7 (2004 state meet)
19. Mike O'Malley (So.)—16:08 (1996 state meet)
20. Dan Hahn(So.)—16:08 (1980 state meet)
21. Mike O'Malley (So.)—16:09 (1996 PND)
22. Bob Patchak (So.)—16:10 (1996 PND)
23. Myles Scott-Sirn (Fr.)—16:10 (2004 PND)
24. Tim Kelly(So.)—16:10 (2000 PND)
25. Dan Hankosky (So.)—16:11 (2000 state meet)
26. Matt Swiatkowski—16:13 (1999 PND)
27. Mark Gentile (So.)—16:13 (2000 state meet)
28. Mike Young (So.)—16:14 (2004 PND)
29. David Laird (Fr.)—16:14 (1997 PND)
30. Brad LaRocque (Fr.)—16:16 (2003 PND)
31. Kyle McNicholas (So.)—16:20 (2006 PND)
32. Dan Hankosky (So.)—16:20 (2000 PND)
33. Nick LaPorta (Fr.)—16:21 (1997 PND)
34. Chuck Archer (So.)—16:22 (2004 PND)
35. Myles Scott-Stirn (Fr.)—16:23.0 (2004 state meet)
36. Kevin Czerwiec(So.)—16:24 (1994 state meet)
37. Anthony Girton (Fr.)—16:25 (2003 state meet)
38. Jason Pochopien (So.)—16:29 (1996 PND)

Top Ten Fastest F/S Runners (Detweiller Park):

1. Tom Graves (So.)—14:18 (1975 state meet)
2. Kevin Adamowski (So.)—15:12 (2004 PND)
3. Brad LaRocque (Fr.)—15:37 (2003 state meet)
4. Mark Gentile (So.)—15:41 (2000 PND)
5. Jeremy Borling (So.)—15:43 (1995 state meet)
6. Bob Patchak(So.)—15:43 (1996 state meet)
7. Nick LaPorta (So.)—15:56 (1998 state meet)
8. Mike Marbach (So.)—15:58 (2005 state meet)
9. Justin Smith (So.)—16:00 (2004 PND)
10. Matt Swiatkowski (So.)—16:01 (1999 state meet)



Sandburg Individual Best state meet finishes: top 50 club

Tom Graves	1 st	1976
Tom Graves	1 st	1977
Tom Graves	3 rd	1975
Bob Hicks	12 th	1976
Bob Hicks	13 th	1975
Andy Homoly	13 th	1987
Dan Hahn	13 th	1982
Reed Williams	16 th	1958
Jeremy Borling	18 th	1997
Kevin Adamowski	19 th	2006
Justin Smith	19 th	2005
Andy Homoly	22 nd	1986
Aaron Borling	22 nd	1994
Brian Glaza	23 rd	2003
Steve Kaye	24 th	1981
Tom Sideras	31 st	2006
Dan Hahn	31 st	1981
Bob Patchak	37 th	1997
George Close	38 th	1981
Brad LaRocque	41 st	2005
Dave Gavin	42 nd	1970
Dave Laird	42 nd	2000
Mike Choffin	47 th	1977
Kevin Adamowski	49 th	2005
Jeremy Borling	49 th	1996

Sub 15:30 Club - Sandburg All-Time Detweiller Park Performances

1. Tom Graves	13:56.6	1977 state meet
2. Tom Graves	14:08.5	1976 state meet
3. Tom Graves	14:18	1975 state meet
4. Bob Hicks	14:30	1976 state meet
5. Bob Hicks	14:38	1975 state meet
6. Kevin Adamowski	14:43.4	2006 state meet
7. Justin Smith	14:46	2005 state meet
8. Kevin Adamowski	14:47	2005 PND
9. Andy Homoly	14:48	1987 state meet
10. Dan Hahn	14:50	1982 state meet
11. Tom Sideras	14:54.0	2006 state meet
12. Andy Homoly	14:54	1986 state meet
13. Jeremy Borling	14:55	1997 state meet
14. Brian Glaza	14:57	2003 state meet
15. Jeremy Borling	14:57	1997 PND
16. Steve Kaye	15:02	1981 state meet
17. Brad LaRocque	15:05	2005 state meet
18. Tim Kelly	15:05	2001 PND
19. Dan Hahn	15:06	1981 state meet
20. Mike Choffin	15:06	1977 state meet)
21. Justin Smith	15:08.4	2006 state meet
22. Brad LaRocque	15:08.4	2006 state meet
23. Kevin Adamowski	15:08	2005 state meet
24. George Close	15:10	1981 state meet
25. Brad LaRocque	15:11	2005 PND
26. Kevin Adamowski	15:12	2004 PND
27. Dave Laird	15:12	2000 state meet
28. Bob Patchak	15:12	1997 state meet
29. Mike Keane	15:13	1977 state meet
30. Tom Sideras	15:15	2006 PND
31. Jeff Parker	15:16	1980 state meet
32. Tim Kelly	15:16	2002 state meet
33. Kevin Adamowski	15:20	2006 PND
34. Tom Sideras	15:21	2005 PND
35. Matt Swiatkowski	15:25	2001 PND
36. Justin Smith	15:27	2006 PND
37. Jeremy Borling	15:27	1996 PND
38. Bob Patchak	15:28	1997 PND
39. Tim Kelly	15:28	2002 PND
40. Mike Marbach	15:29.1	2006 state meet

Sandburg: Detweiller Park Top 20 All-Time Runners

1. Tom Graves	13:56.6*	1977 state meet
2. Bob Hicks	14:30	1976 state meet
3. Kevin Adamowski	14:43.4	2006 state meet
4. Justin Smith	14:46	2005 state meet
5. Andy Homoly	14:48	1987 state meet
6. Dan Hahn	14:50	1982 state meet
7. Tom Sideras	14:54.0	2006 state meet
8. Jeremy Borling	14:55	1997 state meet
9. Brian Glaza	14:57	2003 state meet
10. Steve Kaye	15:02	1981 state meet
11. Brad LaRocque	15:05	2005 state meet
12. Tim Kelly	15:05	2001 PND
13. Mike Choffin	15:06	1977 state meet
14. George Close	15:10	1981 state meet
15. Dave Laird	15:12	2000 state meet
16. Bob Patchak	15:12	1997 state meet
17. Mike Keane	15:13	1977 state meet
18. Jeff Parker	15:16	1980 state meet
19. Matt Swiatkowski	15:25	2001 PND
20. Mike Marbach	15:29.1	2006 state meet

* IHSA Class AA State Record

Turning Miracle into Routine

Sandburg Trails

Dear Sandburg Cross Country Family—

Welcome to the first addition of the *Sandburg Trails* for the 2006 Cross Country season. *Sandburg Trails* is the generically entitled newsletter that updates you on news of Sandburg Cross Country and alumni. The genesis of this title: the forest preserve trails that we run on are emblematic of our program. Every runner in Sandburg history has trained on the same trails. Every step contributes to the worn dirt path. The trails were beaten down by the passion and sweat of those who came before us, and are carried on by our present-day team. For over 50 years Sandburg has existed with state champions, state record holders, and all-state runners. The legends: Tom Graves, Bob Hicks, Andy Homoly, Jeremy Borling, Coach Wilson, Coach Struck.... We also carry the torch for every runner who never was good enough to get his name in the newspaper, or win a medal, but had the character and determination to work hard enough to honor the Sandburg jersey. Every two weeks I will do my best to inform you of the meets and practices at Sandburg as well as the many alumni runners who have gone on to compete beyond high school. This is the Trail of Sandburg Cross Country...

Time Trial--8/26:

When we completed our annual Time Trial on August 26th, I was a little unsure of our fitness levels. Our first runners strolled through the first mile in 5:24, and the rest of the pack was affected by the lack of intensity. In slow conditions, Chuck Archer and Mike Marbach's "Purple Pizzazz" team won the team competition over Justin Smith's "Granny Smith Apple" colored team in second. (See attachment below for times) The best performance of the day came from the parents who grilled up some great burgers and hotdogs!

Despite the slow times, I remained optimistic. "We are truly a team that needs competition," I thought. But for some reason, I didn't sleep all that well Saturday night. The following Monday we ran our first interval workout at close to race-pace effort. As has been the case EVERDAY for the past week or so, it rained. After the third interval I realized how good we were. These guys were flying! It was muddy, chilly, windy, and our first fast workout, yet they were running times I've never seen before. Needless to say, Monday night I slept like a rock. I knew that something special could happen at Lyons...

Lyons Invitational--9/2:

FINALLY!! It seems like we'd been waiting for this race for years. We would receive indisputable data as to where we are as a team. All summer, you estimate where people are at, but until that race day comes, you never know. The first race of the year for Sandburg Cross Country opened with an individual champion: **Corey Puckett** took home the victory with a 16:31. This was a career personal best. Corey ran a smart race, allowing overly-excited runners to burst out ahead and later ran them down. **Jake White** followed up with a 6th in a career personal best of 17:05. It won't be long until he

breaks 17:00. **Chris Frazzini** looked great in his first ever cross country race in 13th (17:35). He has some serious potential and could certainly make a big impact on our varsity scoring as a senior.

The Open runners set the tone for the varsity who followed. Unfortunately, Lincoln-Way East (ranked #6) ran without their number one runner, so the team battle was going to be much less competitive than originally anticipated. **Brad LaRocque** and **Kevin Adamowski** arranged themselves immediately behind the leaders and our pack was clipping at their heels. Soon after the mile Adamowski burst into the lead and probably spent a little too much too early in the race. After opening a commanding lead, he was forced to hang on to a third place finish. Half way through the race it was apparent that our first four runners were in command, but our fifth was a little off the pace. Then **Tom Sideras** closed his last mile like a freight train and ran the fastest third mile of the day. **Mike Marbach** dropped 1:09 off his time from 2005 and has really propelled this team to a higher level. At the finish line, I managed to see a beautiful sight: seven Sandburg cross country runners running in the top 16, one after the other. After Adamowski in third, LaRocque, Marbach, **Justin Smith**, and Sideras closed out a **14 second split** and a 3-6-7-8-9 finish for our top five. **Chuck Archer** (12th) also came in with a career personal best (15:47) and **Mike Young** rounded out our top seven in 16th only 32 seconds behind Adamowski. We cruised to victory 33-82. They truly look unbeatable after that performance (and my nights of sleep keep improving!)

After the electrifying varsity performance, the freshmen followed. Our first day of practice opened with only three freshmen. After some hardcore recruiting, we've pushed our freshmen lineup up to 18. Although they only finished 6th place, they showed great potential as runners. **Kyle Meyer** led the way with a 22nd place finish and **Chris Koutavas** followed in 29th. **Louis Debella** has already showed vast improvements. After running 29:26 for three miles at our time trial, he shot down to 13:12 for two miles at Lyons—a tremendously faster pace. These guys ran with guts and tenacity. It is this kind of intensity that will lead to their eventual improvements as runners. Although we have some big meets in the next few weeks, our next big day for our freshmen will be on Thursday Sept. 28th when we compete in the Andrew Invitational at Turtlehead Lake. Always a highlight of the season, this meet will be an opportunity for our freshmen to test themselves against the other freshmen in the area. Hopefully our hard work will start to pay off at that point.

Alumni/extended Sandburg Family News:

Tim Kelly (University of Illinois, Sandburg class of '03) finished 18th at the Illini Open on Sept. 1st. He ran 19:01 for the 6k course, better than his 19:38 opening performance in '05. **Tony Clavio** (Augustana College, Sandburg class of '03) is the Men's Cross Country Captain for Augie this year. He will compete in the All-American Invite in Decorah, Iowa this weekend. **Brian Glaza** (Illinois State University, Sandburg class of '04), also ran at the Illini Open and placed 33rd with a 19:32 for 6k. **Jeremy Borling** (North Central College alum, Sandburg class of '98), is training and going to school in Boston. He will be racing in the Philadelphia Half Marathon this weekend and the Chicago Marathon on Oct. 22. **John Sipple** (Eastern Illinois University alum, Sandburg class of '97) is currently training seriously for the Chicago Marathon as well.

He blasted the Park Forest Scenic 10 mile run in 53:24. **Griff Graves**, son of Sandburg legend Dr. Tom Graves, put the hurt on the field (in what could only be spelled correctly in Tennessee) in the "Run Fer Da Hills" run in Bristol. He ran 16:13 for 5k and won by 1:04 (see link on bottom). He will be running with us at the Peoria Notre Dame Invitational on Sept. 16th. Detweiller Park has not seen a Graves on it since Tom blasted the current state record of 13:56 on the course in 1977. Bragging rights between father and son goes to whoever holds the course record after the day is done. Griff has some unfinished business with Kevin Havel of Hersey after they battled at the Prospect Invitational 3200 last spring.

Next Stop:

We are having a blast at practice everyday. We have the Reavis Invitational this weekend. This meet will give our second seven a chance to compete at the varsity level and our sophomores should be very competitive. After Reavis, we travel to Peoria. We will compete with over 50 schools, including seven of the top ten ranked schools in the state. Nationally ranked Palatine and Glenbard South are there. We are planning on our first of two victorious races at Detweiller Park this year!!!

Last message comes in a reflective tone. We had some great things happen at Lyons, but perhaps my favorite came from freshman Mike Wolf. After he ran his best in the freshman two mile race he found me to ask: "Coach, what can I do to improve my race? What can I do better?" This attitude is one reason why Sandburg Cross Country so special. Mike didn't win the race and he didn't set any course record, but he has shown guts and a desire to improve. I don't know if he'll ever win or set course records, who knows, but I do know that he will always take home victory because he will have the satisfaction of having done his best.

Thanks for all of your support. Good luck to all alumni—keep in touch. I hope everyone can come out to a meet or visit at practice. This team is supporting each other with tremendous enthusiasm and pride. It is a magical season. Drop us a line or stop in and visit. We want to share this 'magic.'

Yours,
Coach O'Malley

Turning Miracle into Routine

Sandburg

Trails

Dear Sandburg Cross Country Family—

Over the past week or so, we've received e-mails, letters, phone calls, or visits from countless Sandburg alumni (Tony Clavio '03, Jeremy Borling '98, The Graves Family, Dave Gavin '72, Marge Wilson--wife of Sandburg Hall of Fame coach John Wilson, Coach Carlson, Coach Frye, Coach Struck, John Sipple '97, Jeff Boele '96, Tom Novak, and more). Perhaps one of the more emotional contacts came from Marge Wilson. Her husband, John Wilson, coached in the 70's and 80's at Sandburg. He was elected to the Illinois Coaching Hall of Fame. He passed away a couple of years ago. Marge saw last Friday's article about the Graves-Sandburg connection and gave me a call. She told me about how much it meant to see "Graves" and "Sandburg" in the paper and that she was supporting us and proud of our respect for our tradition.

Dave Gavin '72, likewise e-mailed me last week after seeing the same article. Mr. Gavin and I were first introduced while I was in high school. I saw him wearing an old Sandburg letter jacket and I (a 100 pound sophomore) approached him. He inspired me with stories of legendary runners from the '70's. He is, perhaps, one of the reasons why I respect our tradition so much. After graduating and moving on, 12 years after our first contact, I am in contact with him again. He has offered his support to our team.

I suppose all of this excitement has resulted from a simultaneous "resurrection" of the Graves name in Illinois and the emergence of our current Sandburg team as a powerhouse. All of these old runners, coaches, and friends still feel the pull of Sandburg cross country. It reminds us, once again, of how we are standing on the shoulders of giants and how many people are behind us, supporting us all the way. While we are here, we must do our best to carry on and battle on behalf of those who came before us. Then, when it is our turn, we must provide the same support as alumni that was lent to us as high schoolers. I would like to thank all of you for being a part of this "Sandburg Family," and for providing your undying support, enthusiasm, and dedication.

Reavis Invitational—9/9:

Reavis provided us with a great opportunity to rest our varsity crew and to allow other runners a chance to compete at the varsity level. The focus of the meet was to step up to the opportunity and attack the race. **Zach Dahleen** (16:06) stepped up the intensity one notch and won the sophomore race, beating a runner from Lyons who nipped him the previous week. **Kyle McNicholas** (16:37) and **Elliot Hevel** (16:41) continued the three-headed monster at the sophomore level by placing 4-5. **Adam Pronoitis** (17:53) and

Dennis O'Flaherty (18:11) finished out our five scorers in 18th and 23rd. The team placed second to a very tough Lyons team (28-49). **Kyle Meyer** and **Chris Koutavas** stepped up in their first meet at the sophomore level. They no doubt will be tremendous help in defending our conference title in October. At the varsity level, **Corey Puckett** charged toward the front and ran aggressively. After Puckett in 21st, **Jake White** came in 43rd. **John DeMatteo** and **David Brugioni** also ran to solid PR's. Finally, the Open race was led by a top ten finish from **Tony Catalano**. Freshman **Sean Keane** stepped up and dropped 3.5 minutes from his PR (19:31). Other HUGE PR's came from freshmen **Nick DeWolf** (-2 minutes), **Louis DeBella** (-9 minutes!!), **Ib Abd el-Rah man** (-10 minutes!!), and **Matt Butzen** (-4.5 minutes).

Peoria Notre Dame Invitational—9/16:

What an exciting day! We were lucky enough to have the company of the two fastest cross country runners in Illinois history: **Craig Virgin** and **Tom Graves**. Of course, the entire Graves family made the trip to watch Griff on the battlefield of Tom's two state titles and state record. They also provided tremendous support for our team and helped make it a great day. We had a great barbeque provided by our parents on the course after the race. We heard some great stories and enjoyed the beautiful day. Before we could enjoy the barbeque, we had a battle between the #3-4-5-7-10-15 ranked schools in the state and the #1 ranked team from Iowa. A total of 60 teams towed the line.

With **Brad LaRocque** out due to illness, **Zach Dahleen** was called on to run the varsity. Additionally, **Adam Pronoitis** was injured in gym class play, so two of our major scorers on the sophomore level were taken out. Once again, **Kyle McNicholas** stepped up with a gutsy fourth place finish. After Kyle, **Elliot Hevel** was on his way to PR when he injured his hip in the third mile and limped in, still with a 15th place effort. **Kyle Meyer** immediately stepped up to fill the hole with a great effort and a new PR (17:48). The sophomores placed 12th in the 60-team field. It is estimated that with Pronoitis and Dahleen we would have placed fourth, but our F/S guys filled in and ran with heart.

Our varsity race was a bit of a disappointment, but was a good indication of how we compare to the other highly ranked schools. We finished 3rd despite underperforming, and were within 20 points of first. To run poorly and without LaRocque and still be within 20 points of victory gives us a good indication of where we are. **Tom Sideras** lead the way with a 15th place performance and new career PR (15:15). **Chuck Archer** attacked the race with serious aggressiveness. He set PR's in the mile, two-mile, and three-mile all throughout the race. Sandburg was no doubt aggressive in the race, but fell apart after the mile mark. For some reason the entire field was out very hard in the first mile. For instance, **Kevin Adamowski's** first mile of 4:44 is the same pace he set in '05 at this race. In '05 he was with the leader and this year he was trailing the leaders back in

around 12-15th place. We still managed to pull out three career personal bests out of Sideras, **Zach Dahleen**, and **Chuck Archer**. We did not run as a pack, but still managed to give it our best shot. No doubt some accumulated fatigue contributed to the tough day. **Griff Graves**, meanwhile, renewed his rivalry with Kevin Havel of Hersey. Havel assumed the lead in the north loop(1.5 miles in) with Griff falling off pace slightly. By the two mile mark Griff had grinded Havel down and took the lead back. Coming down the highway with 1,000 meters to go Havel began to pull away. Griff hung on to finish second in 14:41 to Havel's 14:34. & nbs p; Griff will get another crack at him at Footlocker Nationals. A very gutsy race!!

The open race also had some up and down performances. **Corey Puckett** led our scorers in 6th place. After Puckett, **David Brugioni** continued his march of Pr's with a 18:18.

Alumni/extended Sandburg Family News:

Jeremy Borling ('98, North Central College alum) blazed the Philadelphia Half-Marathon in 1:08:38, good for 39th place in the ultra-competitive race. His time paced him at 5:13 for 13.1 miles. He is definitely ready for the October 22nd Chicago Marathon. **Jeff Boele** ran a workout and collected some race money by placing 2nd in the Boulder Indian Summer 10k (33:55). **Brian Glaza** ('04, ISU) ran 26:41 for 8k at the University of Illinois to place 17th. **Tony Clavio** ('03, Augustana College), was 20th place at the Luther All-American Invitational. His Augustana team went into the race ranked 28th in the nation, and placed second, beating the 18th ranked University of Chicago.

Next Stop:

We are split up at the Tinley Park Invitational on our home course at Turtlehead Lake and the Palatine Invitational. At Tinley we will get an opportunity to race against the clock and compare times to our Time Trial times from a month ago. This is always a treat. We believe we have a good shot to win all levels of competition there. Meanwhile, the top group will go to Palatine to race in the most competitive meet on the calendar. Nationally #1 ranked York will be there in addition to host Palatine, who won the Peoria Notre Dame Meet. After Palatine, St. Charles North, Prospect, Hersey and Cary-Grove are all ranked schools who will compete. St. Charles North, now coached by Joe Parks, finished 3rd in state in '05, and Prospect finished 4th in state in '05. The perceived 2-3-4 ranked individuals are also at the meet. It should be a great opportunity for all.

Thanks for all of your support. Good luck to all alumni—keep in touch

Take care.

Coach John O'Malley

Turning Miracle into Routine

Sandburg Trails

Dear Sandburg Cross Country Family—

Palatine Invitational—9/23:

On the 23rd we split our squad up—the varsity top seven competed at Palatine to race against the top teams in the state while the rest of the team raced on our home course at Turtlehead Lake at the Tinley Park Inv.

At Palatine we certainly had an interesting day. The race started with host Palatine H.S. giving us the 29th box out of 29 total boxes, closest to the rope of fans. Their kindness paid off for them as we were out in dead last through the first quarter mile. The rest of the race our runners were forced to navigate through the tight field, including being forced to run in the weeds. The best part of the day came in the way the team rallied after the opening of the race. We moved up the entire race and finally arranged our pack between 15th and 37th places. We were never able to get into the race up front, but we blitzed the field until we closed into third place behind York and host Palatine, only four points behind. We learned that we need to be ready at the gun and respond to our given situation. **Kevin Adamowski and Brad LaRocque** lead the way in 15th and 16th place with **Tom Sideras and Justin Smith** running well right behind in 19th and 21st places. **Mike Young** ran well and aggressively in 44th place, definitely an improvement. With four runners ahead of #1 ranked York's fifth runner, we know that we have some work cut out for us, but we can compete with anyone. This group has way too much desire to be denied.

Tinley Park Invitational—9/23:

While seven guys competed at Palatine, the rest of the team ran the Tinley Park Invitational. With two sophomores running on varsity, **Elliot Hevel** out with an injury he suffered during the third mile of the Peoria race, and **Adam Pronoitis** out with a gym-class injury, our freshmen were given the opportunity to run for the sophomore level. **Dennis O'Flaherty** led the group freshmen and **Kyle Meyer** stepped up to place 10th (17:51) with a nearly two-minute improvement from his Time Trial performance in August. **Chris Koutavas** also improved two minutes from the Time Trial with a new personal best (19:13). The group of freshmen-heavy runners placed 4th overall.

With seven guys at Palatine, the varsity group still managed a 4th place finish out of 20+ teams. Sophomores **Zach Dahleen and Kyle McNicholas** gained some valuable varsity experience, which is surely a preview of next season. **Corey Puckett** led the way in 16:48 for a career T-Head PR.

In the Open race, we placed three runners in the top ten, lead by **Remington Berg, John DeMatteo, and Tim Hogan**. These guys ran for the leaders from the gun and never backed off. Some AMAZING improvements were seen from the Time Trial times, highlighted by **Matt Butzen and Louis DeBella** dropping close to 10 minutes in only a month!!!

Andrew F/S Invitational—9/28:

Standing on top of the hill at Turtlehead Lake and watching the F/S group compete at the huge Andrew F/S Invitational meet is one of the highlights of the season for me every year. Being able to see the entire race is unique, especially watching the guts and determination of kids in the final 600 meter straightaway. Our freshmen crew entered the season by getting beaten badly at the Lyons Invitational, with our first runner placing 22nd place in the freshman-only race. We ended up taking 6th at that meet with a total of about a dozen schools competing. At the Andrew Invitational, 42 schools toed the line, which is why it was so special to witness the freshmen place **2nd Place!!!!!!** What an improvement!!!! **Kyle Meyer** went after the win with a quarter mile to go, displaying total grit. He was passed in the last 50 meters in a battle and finished 2nd, only one second behind the winner. He was followed by **Koutavas** (19th), **Sean Keane** (21st), and **John Altman** (29th), who had a fantastic race. The frenzy continued with our freshmen with **Nick DeWolf** (49th), **John Burch** (57th), and **Mike Wolf** (64th) out of a total of 200+ runners. The freshmen proved that hard work is the number one key ingredient to becoming successful distance runners—after getting beaten at Lyons and having no guy in the top 20, they worked hard to finish 2nd in a meet twice that size only one month later. This is the reason for Sandburg success.

The Sophomores continued the tear with **Zach Dahleen** rolling by the field with a 25 second victory. **Kyle McNicholas** showed the same kind of determination that Meyer did in the freshmen race. **McNicholas** went after second place with 400 meters to go only to be passed by two runners in the last 15 yards. He ran a fantastic finish in 4th place, an improvement upon his 28th place finish as a freshman. **Elliot Hevel**, **Adam Pronoitis**, and **Dennis O'Flaherty** all sacrificed for the team by placing in the top 50 even though they all had recently experienced some kind of illness or injury. Their resolve enabled Sandburg to WIN the overall "Grand Champion" trophy for the meet and a third place finish on the Sophomore level.

Crete-Monee Pow-Wow—9/30:

The Pow-Wow is a flighted system race, meaning every individual runs an individual race in their appropriate flight. All seven runners run against seven runners, all six against six, etc. The varsity boys and large needed a weekend off of racing, but we sent three runners to Crete in order to work on some aggressive racing and get some momentum going up front. **Justin Smith** got things off to a good start by placing second in the third flight (15:48, 5k), **Brad LaRocque** ran an decent race, but still closed the gap on some All-State runners by taking third in the second flight. **Kevin Adamowski** (15:24) ran a hard, well-fought race in the championship flight and placed third, about 20 seconds behind the Palatine Invitational champion. He really stepped up the intensity this week and will be someone we can key in on for the final five weeks of the season. No doubt he'll show that same fire come conference, regionals, sectionals and state.

Alumni/extended Sandburg Family News:

Thanks for all of your support. Good luck to all alumni—keep in touch

Turning Miracle into Routine

Sandburg Trails

Dear Sandburg Cross Country Family—

I can remember a very important lesson that my big sister taught me when I was about seven or eight years old (this was right around the time I was forgotten at the local Dairy Queen by my mother). I can't recall exactly why, but I was crying about some setback that befell me, so I proceeded to cry and sit in a corner, sulking. I sat there for a few minutes, quite content to ponder the many injustices that being a middle child in a large family inflicted upon my world. My sister came over to me and asked me what I was doing. The natural, attention-seeking response from me, a pouting eight year old boy was : "*Nothing...*" And then came the lesson...she told me to get up. I then questioned her suggestion. Then she told me, "You are wasting your time feeling sorry for yourself. It's not going to do you any good. If you want to do anything it's not going to happen by feeling sorry for yourself. Get back up." I have long since forgotten why I was upset to begin with, but I will never forget the lesson she taught me. It is this lesson that echoed in my thoughts as I have watched our cross country team this year. It seems that we've had many setbacks throughout the past four years and we continually are given challenges. Yet, the guys seem to never dwell, never feel self-pity, and always respond to the test. In the past few weeks our team has encountered illness, atrocious starting boxes, awful course conditions , inju ry, bad weather, poison ivy, asthma, bad rankings, and a plethora of other misgivings. Not once have they complained or wavered in their goals. Perhaps the reason this team has come so far is because they have always, without exception, resolved to "get back up."

SWSC—Oct. 14

As defending conference champions at all levels, our goals were pretty clear going into the conference meet at Channahon Park in Joliet. There is little doubt that our goals were met. The sophomore level started the day with a dominating win. **Zach Dahleen** and **Kyle McNicholas** paced the group with a 1-2 finish. These low scores set the table for the win. **Adam Pronoitis** was assertive throughout the race and attempted to feed off of our 1-2 punch up front. **Dennis O'Flaherty** followed closely behind and was clearly making a bid for All-Conference honors through the mile mark. Late in the race **Kyle Meyer** put on an offensive tear and closed into the finish chute to take 4th overall. Pronoitis and O'Flaherty closed the door with 8th and 9th place finishes to earn All-Conference honors. **Elliot Hevel** (11th) and freshman **Chris Koutavas** (14th) completed the dominating win.

At the varsity level, **Justin Smith** jump-started the attack by leading the tight pack through the mile mark. At 1.25 mile I had little to say to the group as they were tightly packed with a split that couldn't have been more than one second from first to seven. After the mile, the race started to open up a little. **Kevin Adamowski** became the first three-time conference champion in school history when he put the pedal down and didn't look back. **Tom Sideras** rolled into the finish with **Justin Smith** closing like a freight train to help us go 1-2-3. ; **Brad LaRocque** placed fifth with **Mike Marbach** and **Mike Young** looking very strong in 6th and 7th. We had six All-Conference runners

at the varsity level, with **Chuck Archer** grabbing the 11th slot to help us score a low 17 point total over a distant second place total of 70 points from Bolingbrook.

Finally, the Open runners only proved how deep the team was by blanking the field, going 1-6 for a perfect 15 points. **Corey Puckett** struggled with illness, but managed to hang on to sixth. Meanwhile **Jake White** took control of the race half way through only to extend his lead all the way to the finish to become the SWSC Open Champion. A Sandburg pack developed behind Jake with **Chris Frazzini, Bill Hinderman, Remington Berg, and Tony Catalano** filing in one after another. **Pat DeMatteo, Sean Keane, and Jeff Perino** stepped up and showed true promise for the future. **Noah Katula** closed out a truly memorable four-year running career. He has been a huge spark of enthusiasm and entertainment on our team.

We closed out the day with three team titles and three individual titles.

Bottom line:

F/S: 22 points *Individual Champion* Zach Dahleen, *All-Conference*—Dahleen, McNicholas, Meyer, Pronoitis, and O'Flaherty

Varsity: 17 points *Individual Champion* Kevin Adamowski, *All-Conference*—Adamowski, Sideras, Smith, LaRocque, Marbach, Young

Open: 15 points *Individual Champion* Jake White

IHSA Regional—Oct. 21

The course at Midlothian Meadows Forest Preserve was mostly under water and muddy. With soggy conditions and some scary water hazards, the plan of attack was to work on our approach to the first mile and a half for our state competition. We wanted to attack the first mile in the same way that we will for state, so we were aggressive in the opening to establish position. After our "dress rehearsal" we planned on just sitting on our positions for the remainder of the race in order to safely arrive at the finish. With our regional competition, the title was never an issue. **Kevin Adamowski** was a little too aggressive with a 4:50 opening mile, which under normal circumstances would be okay, but considering the conditions, a 4:50 mile was flying. He was hurting the second half of the race and just maintained his position. **Tom Sideras** looked really strong as he led the way with his 2nd place finish. Adamowski followed in third and **Justin Smith** looked great in fourth and **Brad LaRocque** grabbed the fifth position, the Eagles consuming four of the top five places. **Mike Marbach** sealed the deal in 7th place and **Chuck Archer** nabbed an All-Regional spot in 9th, with **Mike Young** in 11th. Times were slow, but considering the conditions and race strategy this is not a surprise. This was the third IHSA Regional title in three years for Sandburg and it we were lucky enough to have Sandburg legends—the only all-state runners from the '90's, Aaron and Jeremy Borling, who were in town to run the marathon the next day.

IHSA Sectional—Oct. 28th

In what is popularly thought to be the toughest Sectional in the state of Illinois. Sandburg entered the competition as the favorites to take home the second title in two years. Lockport hosts one of the most challenging courses in the state and this year was complete with a muddy baseball field in front of our starting box, an area of marsh-like grass, wind, mud, puddles, hills and plenty of competition. There is little doubt that

this course hit everyone hard. Our first three runners were involved in the top 25 runners from the start, with **Brad LaRocque** trailin g and **Mike Marbach** and **Chuck Archer** a little further behind. By the 800 meter mark, **Mike Young** had already endured three solid spike wounds and a treacherous fall before getting up and getting involved in the race. At the half-way point, the team title was still up for grabs. **Kevin Adamowski** appeared to be on the offensive in third place, with **Justin Smith** and **Tom Sideras** back in the lower-teens. LaRocque was moving through the field nicely and Archer secured our fifth spot with Marbach attempting to catch him. Young was holding on to the effort after his stumble. Adamowski faded a little, but managed to pass three runners back in the final 200 meters to secure 6th place. Smith mowed down much of the competition and grabbed ninth, and probably would have been as high as 6th if the course was another 200 meters longer. Sideras was hanging on as LaRocque demonstrated great composure and put together a great race in 12th with Sideras one place behind in 13th for four runners in the first 13. Marbach moved in the third mile to secure the victory in 29th. We won with 62 points with Lincoln-Way East next in 84. We had a nice crew of alumni - Jeff & Scott Crowhurst along with Dave Gavin and Tom Novak were there in support, as well as the legendary Sandburg coach, Pete Struck.

Alumni/extended Sandburg Family News:

Brian Glaza ('03, ISU) placed 55th in 27:11 at the Bradley Classic. He followed that up with a 40th place finish at the MVC meet with a 26:53. **Tony Clavio** lead Augustana College to a 2nd place finish in the CCIW. He grabbed 17th place with 26:28. **Rob Murphy** also ran for Augie to place 30th at the Sandburg Invite with a 30:00 8k. Jeff Boele ran in the Rocky Mountain Shootout and finished 17th with an altitude-ridden 26:56. He followed that up with a light-efforted 2nd place 25:54 at Millikin.

Chicago Marathon:

We had several Sandburg-affiliated people compete in the Chicago Marathon on 10-22. Recent grads (Class of '06) **Jerry Kujawa** (3:08:17, Univ. of IL), **Jeff Jurinek** (4:15:22, ISU), **Brian Leuck** (3:30:05, EIU), **Scott Brozek** (4:23:18), and ('05)**Tim Cech** (3:19:26) all completed the 26.2 mile course in seriously windy and chilly conditions. The musings of local broadcasters regarding the cold, windy conditions that "this is why we call it the windy city" didn't make anyone running the marathon feel any amusement. Other current Sandburg runners rumored to finish the race—**John DeMatteo**, **Remington Berg**, **Pat Spengler**, and **Matt Krezwick**, although their names will not appear in the results. **Kim O'Malley** (my sister) ran 3:06:04, and **Heather Marciniak** ran 3:54:22. **Aaron Borling** ('95) finished in 3:23:01, **John Sipple** ('97) ran a hard opening half to the marathon in 1:14:50, and managed 2:50:33 for his finish. **Jeremy Borling** ran a blazing 2:28:23, good for a 5:39 average mile. He was on pace for Olympic Trials qualification until around 21 miles. **Mr. Adamowski** also finished in 4:16:37. Congratulations! Every year I am amazed at the Chicago Marathon and the amazing resolve it requires to finish. Times are irrelevant; it is an accomplishment of "finishing." Finishing the marathon—no matter the time—is quite a feat of self-expression.

Next Stop:

IHSA State Meet at Detweiller Park, Peoria on Saturday, November 4th Start times:
girls—12:15, boys—1:15. Awards at Detweiller—2:45. more info at:
<http://www.ihsa.org/activitv/ccb/index.htm>

Sandburg 2006 Cross Country:

SWSC Champions

IHSA Regional Champions

IHSA Sectional Champion...

As we enter the final week of the season, I'd like to thank everyone for their support and enthusiasm this season. It has been an incredibly successful year and that is no doubt due to our "Support Crew." I really feel so fortunate to have so many wonderful people involved in our team and my life. Any success that we have achieved has been a community triumph. Thanks for all of your support. Good luck to all alumni—keep in touch.

Take care,
Coach John O'Malley
jomalley@d230.org

Lyons Township
Rankings

Event 6 Boys 3200 Meter Run CC Freshmen

Name	Year School	Finals	Points
134 Unknown		19:22.47	
1 Keeler, Robby	Lyons Township	10:24.98	1
2 Niendorf, Matt	Lincoln Way East	10:42.17	2
3 Haberkorn, Ryan	Marist	10:44.10	3
4 Trostle, Isaac	Willowbrook	10:50.60	4
5 Moore, Mike	Lyons Township	11:02.78	5
6 Alvarez, Gustavo	Willowbrook	11:04.94	6
7 Corcoran, Brian	Brother Rice	11:17.59	7
8 Pavilonis, Joe	Lincoln Way East	11:18.53	8
9 Haberkorn, Joel	Marist	11:23.78	9
10 August, Dan	Lincoln Way East	11:24.54	10
11 O'Connor, Jesse	Maine South	11:27.84	11
12 Gebar, Daniel	Lincoln Way Central	11:29.73	12
13 Lynch, Chris	Willowbrook	11:30.52	13
14 Wallace, Dillon	Maine South	11:32.37	14
15 Scott-Strin, Mytchel	Lincoln Way East	11:33.33	15
16 Kucera, Robby	Lyons Township	11:34.80	16
17 Salzman, Drew	Marist	11:37.25	17
18 Torrey, Robert	Lane Tech	11:41.85	18
19 Fine, Nolan	Michigan City	11:44.45	
20 Robinson, Samuel	Lincoln Way Central	11:45.84	19
21 Hosty, Sean	Lincoln Way East	11:48.45	20
22 Meyer, Kyle	Sandburg	11:52.52	21
23 Tayyab, Muhammad	Conant	11:53.94	22
24 Frangos, Jason	Maine South	12:02.02	23
25 Walczak, Andrew	Downers Grove South	12:02.90	24
26 Deptula, Robert	Lyons Township	12:03.84	25
27 Gaines, Doug	Lincoln Way East	12:11.17	26
28 Currier, Eric	Brother Rice	12:11.88	27
29 Koutavas, Chris	Sandburg	12:12.44	28
30 Medez, Julius	Lincoln Way East	12:13.21	29
31 Tovar, Sean	Brother Rice	12:13.90	30
32 Garbacz, Tommy	Willowbrook	12:16.21	31
33 Foley, Patrick	Lincoln Way Central	12:22.30	32
34 Newstat, Stuart	Lyons Township	12:24.76	33
35 Claussen, Tyler	Maine South	12:26.64	34
36 Gierut, Matt	Downers Grove South	12:29.94	35
37 Malatt, Mark	Marist	12:34.16	36
38 Christel, Matt	Sandburg	12:34.67	37
39 Hearne, Kevin	Lincoln Way East	12:35.13	
40 Wade, Scott	Lane Tech	12:36.75	38
41 Malone, Dave	Riverside Brookf	12:38.76	39
42 Poncer, Andy	Marist	12:41.33	40
43 Altman, John	Sandburg	12:43.79	41
44 Krzak, Dan	Lincoln Way East	12:44.79	
45 Conger, Bryan	Downers Grove South	12:45.30	42
46 DeWolf, Nick	Sandburg	12:45.97	43
47 Toussaint, Kevin	Marist	12:46.57	44
48 Lyson, Peter	Riverside Brookf	12:47.30	45
49 Bernard, Eric	Downers Grove South	12:47.98	46
50 Westerhoff, Alec	Lyons Township	12:49.25	47
51 Dudek, Ryan	Lyons Township	12:53.98	48

Lyons Township
Rankings

....Event 6 Boys 3200 Meter Run CC Freshmen			
52	Braddy, Robert	Michigan City	12:57.14
53	Krause, Josh	Willowbrook	13:00.71 49
54	Kuchan, Dan	Lyons Township	13:03.39
55	Parenti, Joe	Nazareth	13:04.10 50
56	Karwowski, Rich	Lane Tech	13:05.55 51
57	Moore, Mike	Maine South	13:06.45 52
58	Alderman, Zach	Lyons Township	13:07.88
59	Perino, Jeff	Sandburg	13:08.61 53
60	Arshad, Farhab	Willowbrook	13:09.05 54
61	Mehalek, Kevin	Marist	13:09.69 55
62	Pavlacka, Matt	Lincoln Way East	13:10.90
63	Dedella, Louis	Sandburg	13:13.70 56
64	Madison, Chris	Downers Grove South	13:18.50 57
65	Lynch, Andrew	Marist	13:22.53
66	Keane, Sean	Sandburg	13:23.24
67	Johns, Robbie	Brother Rice	13:24.06 58
68	Piper, Clint	Lyons Township	13:26.95
69	Hurley, Pierre	Lincoln Way Central	13:29.26 59
70	Caffarini, Joe	Lincoln Way Central	13:31.64 60
71	Honn, Mike	Downers Grove South	13:32.77 61
72	Burch, John	Sandburg	13:33.97
73	Wagner, Dillion	Lyons Township	13:34.87
74	Wasik, Justin	Maine South	13:35.45 62
75	Taylor, Zarembra	Riverside Brookf	13:36.02 63
76	Brokopp, Johnathan	Riverside Brookf	13:36.54 64
77	Piraino, Steven	Conant	13:39.93 65
78	Ramsay, Mike	Lincoln Way Central	13:41.68 66
79	Sirvinskas, Adam	Maine South	13:42.89 67
80	Emmons, Myles	Lyons Township	13:44.76
81	Tidd, Chris	Lane Tech	13:45.66 68
82	Doperalski, Ryan	Michigan City	13:46.31
83	Cardoso, Dan	Lyons Township	13:47.03
84	Wolf, Mike	Sandburg	13:47.85
85	Both, Austin	Downers Grove South	13:48.40 69
86	Toppett, Ian	Lincoln Way East	13:48.81
87	Kohs, Jason	Nazareth	13:49.30 70
88	Kells, Kenny	Maine South	13:52.94
89	Sitter, Mike	Riverside Brookf	13:53.72 71
90	Berry, Matt	Lincoln Way Central	13:54.73 72
91	Herman, Mike	Downers Grove South	13:56.26
92	Louis, Frank	Brother Rice	13:56.86 73
93	Cody, Brian	Brother Rice	13:57.53 74
94	Gadawski, Pat	Sandburg	14:02.35
95	Pappas, Alex	Lyons Township	14:12.32
96	Ford, Quinton	Downers Grove South	14:12.99
97	Alfano, Joe	Brother Rice	14:20.87 75
98	Miles, Sam	Downers Grove South	14:24.58
99	Duff III, Matt	Nazareth	14:25.25 76
100	Brassea, John	Lincoln Way East	14:26.23
101	Houdek, Max	Nazareth	14:29.31 77
102	Ernst, Sam	Nazareth	14:29.74 78
103	Urbain, Kevin	Lyons Township	14:30.29
104	O'Shea, Matt	Brother Rice	14:30.77
105	Lim, Victor	Conant	14:31.36 79
106	Hoffman, Paul	Lyons Township	14:38.50

Lions Pride Cross Country Invite - 9/2/2006

Lyons Township
Rankings

....Event 6 Boys 3200 Meter Run CC Freshmen

6 Sandburg	170	21	28	37	41	43	53	56
Total Time:	1:02:09.39							
Average:	12:25.88							
7 Lincoln Way Central	182	12	19	32	59	60	66	72
Total Time:	1:02:38.77							
Average:	12:31.76							
8 Brother Rice	195	7	27	30	58	73	74	75
Total Time:	1:03:04.29							
Average:	12:36.86							
9 Downers Grove South	204	24	35	42	46	57	61	69
Total Time:	1:03:24.62							
Average:	12:40.93							
10 Lane Tech	260	18	38	51	68	85		
Total Time:	1:08:06.37							
Average:	13:37.28							
11 Riverside Brookfield	282	39	45	63	64	71	83	
Total Time:	1:06:32.34							
Average:	13:18.47							
12 Conant	328	22	65	79	80	82	84	86
Total Time:	1:09:56.89							
Average:	13:59.38							
13 Nazareth	351	50	70	76	77	78		
Total Time:	1:10:17.70							
Average:	14:03.54							

Lions Pride Cross Country Invite - 9/2/2006

Lyons Township

Rankings

Event 8 Boys 4800 Meter Run CC Sophomore

Name	Year School	Finals	Points
1 Thode, Jeffrey	Conant	16:00.15	1
2 Janusek, Mike	Lyons Township	16:06.66	2
3 Dahleen, Zach	Sandburg	16:08.17	3
4 Ramirez, Juan	Conant	16:31.19	4
5 McNicholas, Kyle	Sandburg	16:35.50	5
6 Fuchs, Tyler	Conant	16:44.02	6
7 Haji, Kulayifi	Lane Tech	16:51.55	7
8 Simmons, Ethan	Lincoln Way Central	16:53.62	8
9 Rieckmann, Derek	Lyons Township	16:56.46	9
10 Hevel, Elliot	Sandburg	17:05.39	10
11 Hostettler, Jack	Lyons Township	17:09.85	11
12 Wallace, Austin	Lincoln Way East	17:19.18	12
13 Willmot, Tom	Lincoln Way Central	17:22.15	13
14 Trinco, David	Conant	17:23.62	14
15 Lyons, Alex	Lyons Township	17:28.14	15
16 Arroyo, Fernando	Lane Tech	17:28.72	16
17 Dolan, Matt	Maine South	17:40.09	17
18 Germino, Kevin	Marist	17:48.87	18
19 Anderson, Benjamin	Conant	17:51.47	19
20 DuBois, Joey	Marist	17:52.78	20
21 Lieu, DJ	Maine South	17:56.95	21
22 Spatafora, Anthony	Lyons Township	18:04.97	22
23 Zidarich, Spencer	Downers Grove South	18:10.51	23
24 Pronoitis, Adam	Sandburg	18:11.56	24
25 Spreitzer, Nathan	Lincoln Way Central	18:16.83	25
26 Bose, Erik	Lane Tech	18:20.40	26
27 Alvarez, Miquel	Riverside Brookf	18:25.70	
28 Hoffman, Pierce	Maine South	18:27.50	27
29 Chojnacki, Patrick	Lincoln Way Central	18:30.73	28
30 O'Flaherty, Dennis	Sandburg	18:31.67	29
31 Boyd, Andy	Lyons Township	18:32.41	30
32 Ahlgrim, Steve	Lincoln Way Central	18:35.12	31
33 Boblick, Jeff	Lyons Township	18:35.51	32
34 Klingberg, Zachary	Lyons Township	18:36.81	
35 Prezkota, Matt	Maine South	18:37.35	33
36 Mulhausen, Mike	Marist	18:41.04	34
37 Morgan, Matt	Downers Grove South	18:45.28	35
38 Shih, Kevin	Lincoln Way East	18:52.49	36
39 Berglund, Matt	Brother Rice	18:52.89	
40 Moran, Joseph	Lyons Township	18:57.01	
41 Rodriguez, Luis	Lane Tech	19:17.94	37
42 Mulhausen, David	Marist	19:18.92	38
43 Dwyer, Ryan	Marist	19:19.86	39
44 O'Byrne, Brian	Maine South	19:25.12	40
45 Garza, Zach	Lane Tech	19:26.42	41
46 Johnson, Joe	Downers Grove South	19:28.58	42
47 Moeller, Ryan	Conant	19:29.74	43
48 Bartos, Matt	Willowbrook	19:30.44	
49 Burke, Stefan	Maine South	19:33.37	44
50 McKelvey, Richie	Maine South	19:39.63	45
51 Ciurbe, Ovidiu	Lane Tech	19:52.81	46
52 Ward, Rory	Maine South	19:53.70	

Lions Pride Cross Country Invite - 9/2/2006

Lyons Township
Rankings

....Event 8 Boys 4800 Meter Run CC Sophomore

53	McDermott, Kevin	Lyons Township	20:00.79	
54	Gazdziak, Andrew	Lincoln Way East	20:01.31	47
55	Rowley, Colin	Lyons Township	20:02.48	
56	Cook, Steven	Lyons Township	20:06.25	
57	Moralles, Vince	Riverside Brookf	20:13.98	
58	Cielecki, Nick	Lincoln Way East	20:15.51	48
59	Gonzalez, Vince	Lyons Township	20:18.28	
60	Emmett, Robert	Marist	20:19.31	49
61	McKevitt, Tom	Marist	20:21.42	50
62	Muszynski, Kevin	Maine South	20:24.67	
63	Macz, Eduardo	Lane Tech	20:28.91	51
64	Lipiniski, Peter	Lyons Township	20:30.00	
65	Larson, Rob	Maine South	20:38.79	
66	Fimek, Nick	Lincoln Way East	20:49.47	52
67	Bukas, Shawn	Lincoln Way Central	20:50.75	53
68	Farooq, Deen	Willowbrook	20:51.68	
69	Wong, Stephen	Downers Grove South	20:53.67	54
70	Ericson, Ed	Downers Grove South	20:54.40	55
71	Hamburg, John	Brother Rice	20:57.11	
72	Tala, Ryan	Lyons Township	20:58.24	
73	Monroy, George	Lane Tech	21:01.85	
74	Lowe, Stephen	Lyons Township	21:08.60	
75	Dematteo, Pat	Sandburg	21:13.22	56
76	Reilly, Pat	Lincoln Way East	21:21.01	57
77	Ferlin, Zach	Lincoln Way Central	21:21.44	58
78	Daniels, Joe	Lyons Township	21:25.03	
79	Digiacomio, Tony	Maine South	21:25.58	
80	Kepich, Colin	Lyons Township	21:33.24	
81	Thimmig, Samuel	Lyons Township	21:42.27	
82	James, Andrew	Maine South	22:01.56	
83	Villegas, David	Lane Tech	22:08.29	
84	Christopher, Angelo	Lyons Township	22:09.31	
85	Pavur, Ben	Sandburg	22:15.57	59
86	Chase, James	Lyons Township	22:18.59	
87	King, Jake	Lincoln Way East	22:21.43	60
88	McCarty, Patrick	Lyons Township	22:25.49	
89	Magaloon, Richie	Riverside Brookf	22:39.85	
90	Foster, Matt	Sandburg	22:54.20	
91	Martin, David	Maine South	23:46.23	
92	Stofo, Alex	Maine South	23:58.76	
93	Peters, Josh	Lane Tech	24:24.73	
94	Peltz, John	Marist	25:10.92	
95	Griffith, Tony	Marist	26:14.67	
96	Knitter, Ben	Maine South	27:00.83	
97	Hage, Adam	Marist	28:44.16	
98	Dose, Ben	Lyons Township	28:52.46	
99	Dybas, Mitch	Marist	29:57.64	

Lions Pride Cross Country Invite - 9/2/2006

Lyons Township
Rankings

....Event 8 Boys 4800 Meter Run CC Sophomore

Team Scores

Rank	Team	Total	1	2	3	4	5	*6	*7	*8	*9
1	Conant Total Time: 1:24:30.45 Average: 16:54.09	44	1	4	6	14	19	43			
2	Lyons Township Total Time: 1:25:46.08 Average: 17:09.22	59	2	9	11	15	22	30	32		
3	Sandburg Total Time: 1:26:32.29 Average: 17:18.46	71	3	5	10	24	29	56	59		
4	Lincoln Way Central Total Time: 1:29:38.45 Average: 17:55.69	105	8	13	25	28	31	53	58		
5	Lane Tech Total Time: 1:31:25.03 Average: 18:17.01	127	7	16	26	37	41	46	51		
6	Maine South Total Time: 1:32:07.01 Average: 18:25.41	138	17	21	27	33	40	44	45		
7	Marist Total Time: 1:33:01.47 Average: 18:36.30	149	18	20	34	38	39	49	50		
8	Lincoln Way East Total Time: 1:37:17.96 Average: 19:27.60	195	12	36	47	48	52	57	60		
9	Downers Grove South Total Time: 1:38:12.44 Average: 19:38.49	209	23	35	42	54	55				

Lions Pride Cross Country Invite - 9/2/2006

Lyons Township
Rankings

Event 4 Boys 4800 Meter Run CC Varsity

Name	Year School	Finals	Points
89 Unknown		24:45.82	
1 Battista, Mark	Lincoln Way Central	14:58.67	1
2 Troester, Nathan	Lincoln Way East	15:09.00	2
3 Adamowski, Kevin	Sandburg	15:16.75	3
4 Kirchner, Kyle	Lincoln Way East	15:18.24	4
5 Kappel, Dave	Downers Grove South	15:21.40	5
6 LaRocque, Brad	Sandburg	15:21.94	6
7 Marbach, Mike	Sandburg	15:28.76	7
8 Smith, Justin	Sandburg	15:29.24	8
9 Sideras, Tom	Sandburg	15:30.39	9
10 Revord, Ron	Lincoln Way East	15:37.88	10
11 Stapleton, Jeff	Willowbrook	15:46.14	11
12 Archer, Chuck	Sandburg	15:47.05	12
13 Discipio, Jake	Lyons Township	15:52.54	13
14 Busse, Paul	Lyons Township	15:53.97	14
15 Witty, Roy	Marist	15:56.52	15
16 Young, Mike	Sandburg	15:58.85	16
17 Dehlin, Tom	Marist	15:59.45	17
18 Eber, Rich	Brother Rice	16:03.56	18
19 Driscoll, Neil	Lyons Township	16:04.04	19
20 O'Hare, Tim	Maine South	16:05.98	20
21 Peterson, Drew	Lyons Township	16:06.61	21
22 Kehoe, Sam	Lyons Township	16:07.26	22
23 Schmid, Steven	Downers Grove South	16:10.44	23
24 Karrasch, Karl	Maine South	16:19.01	24
25 Corley, Matt	Brother Rice	16:25.90	25
26 Wojcik, Joel	Lane Tech	16:26.77	26
27 Campbell, Kevin	Lyons Township	16:27.89	27
28 Hasty, Dan	Brother Rice	16:28.62	28
29 Previs, Alex	Maine South	16:30.18	29
30 Beaugureau, Brett	Maine South	16:34.01	30
31 Crowley, Mark	Lincoln Way East	16:36.94	31
32 Lechner, Chris	Downers Grove South	16:42.51	32
33 Randolph, Kevin	Marist	16:45.94	33
34 Hosty, Joe	Lincoln Way East	16:46.37	34
35 Ramirez, Hugo	Lane Tech	16:46.88	35
36 Frayn, Kent	Lane Tech	16:50.57	36
37 Carrier, Adam	Brother Rice	16:53.61	37
38 Brejcha, Kevin	Brother Rice	16:54.05	38
39 Davoren, Matt	Downers Grove South	16:58.15	39
40 Higdon, Kyle	Michigan City	16:59.16	40
41 Beltran, Kevin	Lane Tech	17:01.58	41
42 Glavas, Jim	Brother Rice	17:02.22	42
43 Unseth, Chris	Willowbrook	17:03.21	43
44 Mendez, Chris	Lane Tech	17:07.64	44
45 Hartfelder, Erich	Maine South	17:11.17	45
46 Stephens, Adam	Lyons Township	17:15.33	46
47 Ferreira, Marc	Lincoln Way East	17:17.70	47
48 Korte, Joe	Lincoln Way Central	17:18.46	48
49 Alavaez, Alex	Riverside Brookf	17:22.22	49
50 Smith, Dan	Nazareth	17:23.79	50
51 Quigley, Andrew	Downers Grove South	17:25.79	51

Lions Pride Cross Country Invite - 9/2/2006

Lyons Township
Rankings

....Event 4 Boys 4800 Meter Run CC Varsity

3 Lyons Township	89	13	14	19	21	22	27	46
Total Time:	1:20:04.42							
Average:	16:00.89							
4 Brother Rice	146	18	25	28	37	38	42	65
Total Time:	1:22:45.74							
Average:	16:33.15							
5 Maine South	148	20	24	29	30	45	53	55
Total Time:	1:22:40.35							
Average:	16:32.07							
6 Downers Grove South	150	5	23	32	39	51	64	
Total Time:	1:22:38.29							
Average:	16:31.66							
7 Marist	178	15	17	33	56	57	69	71
Total Time:	1:24:01.30							
Average:	16:48.26							
8 Lane Tech	182	26	35	36	41	44	62	68
Total Time:	1:24:13.44							
Average:	16:50.69							
9 Willowbrook	251	11	43	59	63	75	78	
Total Time:	1:27:54.17							
Average:	17:34.84							
10 Lincoln Way Central	253	1	48	61	70	73	77	79
Total Time:	1:27:58.61							
Average:	17:35.73							
11 Michigan City	299	40	52	60	67	80	83	88
Total Time:	1:30:24.98							
Average:	18:05.00							
12 Riverside Brookfield	315	49	54	66	72	74	76	81
Total Time:	1:30:57.14							
Average:	18:11.43							
13 Nazareth	387	50	82	84	85	86	87	
Total Time:	1:43:11.89							
Average:	20:38.38							

Lyons Township
Rankings

Event 2 Boys 4800 Meter Run CC JV

Name	Year School	Finals	Points
1 Puckett, Corey	Sandburg	16:31.02	1
2 Francis, Sean	Lyons Township	16:53.05	2
3 Hamilton, John	Lyons Township	16:53.83	3
4 Bean, Sunil	Downers Grove South	16:54.60	4
5 Szulc, Casey	Lyons Township	17:02.94	5
6 White, Jake	Sandburg	17:05.60	6
7 Rante, Will	Lyons Township	17:08.11	7
8 Patena, Ryan	Lyons Township	17:13.50	8
9 Murphy, Tim	Brother Rice	17:14.53	9
10 Hearne, Dan	Lincoln Way East	17:15.23	10
11 Carrano, Anthony	Lyons Township	17:16.22	11
12 Corcoran, Dan	Brother Rice	17:33.81	12
13 Frazzini, Chris	Sandburg	17:35.05	13
14 Sanchez, Eduardo	Lane Tech	17:38.48	14
15 Harris, Mike	Lincoln Way East	17:39.99	15
16 Schweinberg, Mike	Lyons Township	17:41.42	16
17 Dematteo, John	Sandburg	17:47.91	17
18 Renas, Matt	Downers Grove South	17:52.08	18
19 Kearney, Kevin	Lyons Township	17:52.61	
20 Hermann, Matt	Brother Rice	17:59.22	19
21 Smith, Paul	Lyons Township	18:00.66	
22 Marbach, John	Brother Rice	18:02.02	20
23 Hinderman, Bill	Sandburg	18:07.27	21
24 McNulty, Kevin	Brother Rice	18:11.17	22
25 Gonzalez, Gerado	Lane Tech	18:12.04	23
26 Pereira, Eric	Conant	18:15.70	
27 Martinez, Joe	Sandburg	18:18.32	24
28 Peters, Matt	Lyons Township	18:19.02	
29 Taylor, Jay	Lyons Township	18:20.31	
30 Bertenshaw, Rick	Downers Grove South	18:20.87	25
31 Sacha, Michael	Lane Tech	18:21.99	26
32 Langevin, Bill	Marist	18:22.88	27
33 Enright, Brian	Marist	18:24.21	28
34 Andel, David	Lyons Township	18:26.58	
35 Marik, Mike	Lyons Township	18:27.51	
36 Wind, Seth	Lyons Township	18:28.02	
37 Laskowski, Mark	Downers Grove South	18:28.80	29
38 Berg, Remington	Sandburg	18:31.82	30
39 Brugioni, David	Sandburg	18:33.79	
40 Gaudette, Dan	Brother Rice	18:34.89	31
41 Dzubanski, David	Maine South	18:35.68	
42 Faurie, Eric	Lincoln Way East	18:36.52	32
43 Malone, John	Brother Rice	18:39.31	33
44 Wannner, Kyle	Lincoln Way East	18:40.26	34
45 Hogan, Tim	Sandburg	18:45.40	
46 Kronenberg, Phil	Downers Grove South	18:46.75	35
47 Gonzales, Leo	Lyons Township	18:47.21	
48 Palanco, Alex	Lincoln Way East	18:48.57	36
49 Stork, Matt	Lyons Township	18:52.19	
50 Brock, Wayne	Lincoln Way Central	18:52.83	
51 Stimpson, Kyle	Lyons Township	18:53.37	
52 Sinadinos, Jesse	Lincoln Way East	18:54.20	37



Lyons Township
Rankings

....Event 2 Boys 4800 Meter Run CC JV			
53	Torres, Edgar	Lane Tech	18:54.94 38
54	Doten, Andy	Lyons Township	18:55.55
55	Skoda, Mike	Lyons Township	18:56.34
56	Rosa, Devin	Lane Tech	18:58.20 39
57	Hui, Ben	Lane Tech	19:00.10 40
58	Jaklic, Mike	Lyons Township	19:04.12
59	Paus, Nathan	Lyons Township	19:04.66
60	Boisso, Mike	Lane Tech	19:05.03 41
61	Shinsako, Chris	Lyons Township	19:05.97
62	Albarran, Irving	Lane Tech	19:06.63
63	Stegnik, Jason	Maine South	19:09.13
64	Melaniphy, Mike	Brother Rice	19:11.11
65	Anderson, Matt	Lyons Township	19:11.93
66	Wynne, Jon	Lyons Township	19:14.76
67	Magliola, Dale	Downers Grove South	19:16.38 42
68	Sweeney, Matt	Lyons Township	19:19.31
69	Tzolov, Simeon	Lyons Township	19:20.13
70	Schwendt, Kevin	Lyons Township	19:22.64
71	Schopa, Mike	Willowbrook	19:26.16
72	Shepard, Kyle	Lincoln Way East	19:28.69 43
73	Fitzgerald, Robert	Marist	19:32.34 44
74	Palomo, Mark	Lincoln Way East	19:34.44
75	Carbon, Pat	Lyons Township	19:38.81
76	Leon, Ben	Lane Tech	19:42.42
77	Bardoczi, Greg	Downers Grove South	19:43.83 45
78	Arce, Matt	Lane Tech	19:45.08
79	Martin, Rob	Brother Rice	19:47.16
80	Spengler, Pat	Sandburg	19:48.47
81	Stillman, Doug	Lincoln Way East	19:49.82
82	Clifford, Richard	Conant	19:51.27
83	Salerno, Todd	Lyons Township	19:53.91
84	Benz, Joe	Lyons Township	19:56.64
85	Wienczek, John	Marist	19:59.09 46
86	Hargarten, Eric	Lincoln Way Central	20:06.19
87	Kopczynski, Tom	Lincoln Way East	20:08.87
88	Duran, Steve	Lincoln Way Central	20:15.81
89	Wall, Matt	Lincoln Way East	20:19.61
90	Werner, Caleb	Conant	20:21.19
91	Forst, Matt	Downers Grove South	20:27.82
92	Mulcahy, Mike	Lyons Township	20:29.03
93	Dudzik, Greg	Lyons Township	20:34.89
94	Smith, Jeff	Lincoln Way Central	20:36.96
95	Oates, Thomas	Conant	20:37.47
96	Roos, Mike	Marist	20:51.15 47
97	Caplice, Jack	Lyons Township	20:59.38
98	Patel, Abhishek	Nazareth	21:03.49 48
99	Mallon, Kevin	Brother Rice	21:10.67
100	Vinicky, Mark	Lyons Township	21:20.08
101	Krzwick, Matt	Sandburg	21:20.46
102	Blanks, Kenny	Lane Tech	21:22.26
103	Kokoris, John	Lyons Township	21:24.73
104	Benedix, Kyle	Maine South	21:25.45
105	Canzona, Mark	Sandburg	21:30.57
106	Lee, Bobby	Nazareth	21:39.43 49
107	Donley, Patrick	Lyons Township	21:42.31

Kreppert Kompusport Software

Computerized Sports Timing & Scoring

[Home](#)
[Up](#)
[Search](#)
[Contents](#)
[Feedback](#)



Sept. 11, 2001

And our flag was still there, o'er the Land of the Free, and the Home of the Brave.
God Bless America!

Individual Results
 Final Team Standings (by points)
 Final Team Standings (by time)

43rd Annual Reavis Rams Invitational

September 9, 2006
 Boys Fr/So
 3.0 Miles

RACE RESULTS

Course record is 0:15:54.2 by Kevin Adamowski of Carl Sandburg on Sept. 11, 2004

Place	Overall Score	School	Name	Time
1	1	Sandburg	Zach Dahleen (So)	0:16:06.4
2	2	Lyons Township	Alex Lyons (So)	0:16:08.7
3	3	Lyons Township	Mike Janusek (So)	0:16:11.7
4	4	Sandburg	Kyle McNicholas (So)	0:16:37.7
5	5	Sandburg	Elliot Hevel (So)	0:16:41.0
6	6	Lyons Township	Jack Hostettler (So)	0:16:46.3
7	7	Marist	Ryan Haberkorn (Fr)	0:16:46.9
8	8	Lyons Township	Robby Keeler (Fr)	0:16:53.7
9	9	Lyons Township	Derek Rieckmann (So)	0:17:01.5

10	10	Hinsdale South	Paulius Dragunas (So)	0:17:14.3
11	11	Marist	Joey DuBois (So)	0:17:38.6
12	12	Marist	Kevin Germino (So)	0:17:40.7
13		Eisenhower	Ricky Olmedo (So)	0:17:44.5
14	13	Brother Rice	Brian Corcoran (Fr)	0:17:47.1
15	14	Andrew	Chad Linhart (So)	0:17:48.2
16	15	Lyons Township	Anthony Spatafora (So)	0:17:52.3
17	16	Andrew	Brian McGrath (So)	0:17:52.8
18	17	Sandburg	Adam Pronoitis (So)	0:17:53.4
19	18	Oak Lawn	Pat Weisgerber (So)	0:17:55.3
20	19	St. Lawrence	Mike Carlson (So)	0:17:58.3
21	20	Stagg	Kevin Wolz (So)	0:18:05.1
22	21	Lyons Township	Andy Boyd (So)	0:18:06.0
23	22	Sandburg	Dennis O'Flaherty (So)	0:18:11.3
24	23	Marist	Joel Haberkorn (Fr)	0:18:14.9
25	24	St. Lawrence	Chris Batzel (So)	0:18:16.6
26	25	Argo	Charles Murray (Fr)	0:18:17.1
27	26	Brother Rice	Corey Rios (So)	0:18:17.6
28	27	Sandburg	Kyle Meyer (Fr)	0:18:18.2
29	28	Morton	Luis Nicolas (So)	0:18:18.7
30	29	Liberyville	Eric Ortega (So)	0:18:19.0
31	30	Andrew	Dan Darling (So)	0:18:19.4
32	31	Marist	Drew Salzman (Fr)	0:18:19.8
33	32	Rich Central	Jonathan Walker (So)	0:18:27.5
34	33	Andrew	Alex Kluchki (So)	0:18:31.7
35	34	Marist	Mike Mulhausen (So)	0:18:32.7
36	35	Liberyville	Justin Leatherwood (So)	0:18:34.1
37	36	Liberyville	Pat Ruppert (Fr)	0:18:42.7
38	37	Shepard	Mike Prokop (Fr)	0:18:43.7
39	38	Liberyville	Joe Cavaliere (So)	0:18:47.3
40	39	Andrew	David McKiernan (So)	0:18:47.9
41	40	Argo	Steve Alejandro (So)	0:18:54.3
42	41	Shepard	Allan Urbaniak (So)	0:18:54.6
43	42	Marian Catholic	James Jackson (Fr)	0:18:55.3
44	43	Stagg	Jake Adams (So)	0:19:00.5
45	44	Andrew	Ryan Serafino (So)	0:19:01.2
46	45	Stagg	Matthew Szott (Fr)	0:19:01.9
47	46	Oak Lawn	Eben Lancerio (So)	0:19:03.0
48	47	Oak Forest	Fred Soppet (So)	0:19:05.4
49	48	St. Lawrence	Jon Tervanis (So)	0:19:08.1
50	49	Oak Lawn	Tom Hansen (Fr)	0:19:09.9
51	50	Marian Catholic	Jonathon Caffarelli (Fr)	0:19:10.3
52	51	Brother Rice	Eric Currier (Fr)	0:19:10.7
53	52	Homewood-Flossmoor	Emmett Houlihan (So)	0:19:11.0
54	53	Argo	Israel Barakat (So)	0:19:11.3
55	54	Oak Forest	Matt Krolic (So)	0:19:11.9
56	55	Andrew	Steve Szynal (So)	0:19:12.4
57	56	Argo	Adam Sukennik (Fr)	0:19:15.7
58	57	St. Lawrence	Pat Mc Allister (So)	0:19:20.7
59	58	Sandburg	Chris Koutavas (Fr)	0:19:24.0
60	59	Morton	Ricky Morales (So)	0:19:26.2
61	60	Hinsdale South	Andy Lonergan (Fr)	0:19:30.7
62	61	Morton	Salvador Montez (So)	0:19:34.4
63	62	Oak Forest	Kol Karas (So)	0:19:36.8
64	63	Homewood-Flossmoor	Tim Testroet (Fr)	0:19:37.2
65	64	Brother Rice	Sean Tovar (Fr)	0:19:39.4
66	65	Homewood-Flossmoor	Brendan Gallagher (So)	0:19:41.8
67		Reavis	Joel Litterio (Fr)	0:19:48.0
68	66	Stagg	Rich Sparks (So)	0:19:49.9
69	67	Stagg	Tom Busen (Fr)	0:19:50.8

70	68	Bremen	Joe Badagliacco (So)	0:19:53.3
71	69	Oak Lawn	Rob Valdez (Fr)	0:19:53.7
72	70	Morton	Omar Manouzi (So)	0:19:56.4
73	71	Liberyville	Weston Moser (So)	0:19:56.6
74	72	Brother Rice	John Hamburg (So)	0:19:57.3
75	73	Oak Forest	Cody Moss (Fr)	0:19:58.4
76	74	Morton	Alexis Tolentino (Fr)	0:20:04.7
77	75	St. Lawrence	Pat Foley (Fr)	0:20:05.3
78	76	Homewood-Flossmoor	Anthony Zinn (So)	0:20:07.6
79		Richards	Arthur Stringham (So)	0:20:08.2
80	77	Morton	Joel Garcia (So)	0:20:10.6
81	78	Liberyville	Max Pickus (So)	0:20:14.6
82		Reavis	Erick Delgado (So)	0:20:18.1
83	79	Oak Lawn	Mike Everett (Fr)	0:20:19.7
84	80	Marian Catholic	Daniel Anderson (So)	0:20:23.6
85	81	Morton	Jonathan Chacon (So)	0:20:24.2
86	82	Shepard	Andrew Miller (So)	0:20:26.2
87	83	Oak Forest	Dave Rodriguez (So)	0:20:27.4
88	84	Marist	Mark Malatt (Fr)	0:20:27.7
89	85	Liberyville	Steve Hiller (So)	0:20:28.1
90	86	Oak Forest	Aj Collazo (So)	0:20:28.9
91	87	Bremen	Steve Fuentes (So)	0:20:29.6
92	88	Bremen	Jonathan Keeling (Fr)	0:20:30.4
93	89	Bremen	Marco Camacho (Fr)	0:20:32.7
94	90	Oak Lawn	Dan Thompson (So)	0:20:35.0
95	91	Hinsdale South	Greg Krasick (So)	0:20:37.0
96	92	St. Lawrence	Nick Martz (Fr)	0:20:39.1
97	93	Shepard	Sebastian Hernandez (Fr)	0:20:41.5
98	94	Rich Central	Ryan Gunn (Fr)	0:20:44.5
99	95	Oak Forest	Mike Schipits (Fr)	0:20:54.0
100	96	Homewood-Flossmoor	Adam Dreyfus (So)	0:20:57.6
101	97	Stagg	Chris Sarna (Fr)	0:20:59.7
102	98	Bremen	Jerry Hall (Fr)	0:21:01.0
103	99	Hinsdale South	Vilius Butauskas (Fr)	0:21:02.9
104	100	Brother Rice	Tom Tinerella (Fr)	0:21:05.7
105	101	Brother Rice	Adam Sahs (Fr)	0:21:08.1
106	102	Bremen	Luke Bronson (Fr)	0:21:11.2
107	103	Rich Central	Ukeme Ebong (Fr)	0:21:16.3
108	104	Stagg	Mark Piechalak (So)	0:21:18.6
109	105	St. Lawrence	Ed Kozupski (Fr)	0:21:19.9
110	106	Argo	Evan Nelson (So)	0:21:26.4
111	107	Shepard	Phillip Brumbaugh (So)	0:21:30.2
112	108	Hinsdale South	Michael Koltis (Fr)	0:21:31.2
113	109	Argo	Michael Neri (Fr)	0:21:37.1
114	110	Argo	Dominic Cialoni (So)	0:21:40.0
115		Eisenhower	Omar Hernandez (Fr)	0:21:40.8
116	111	Shepard	Jay Guerero (Fr)	0:21:41.9
117		St. Joseph	Aaron Priego (Fr)	0:21:42.5
118	112	Marian Catholic	Dominic Roche (Fr)	0:21:43.3
119	113	Shepard	Jojo Gatherright (Fr)	0:21:51.6
120	114	Oak Lawn	Matt Deplaris (So)	0:22:04.8
121	115	Marian Catholic	Mike Debonfioli (Fr)	0:22:07.4
122	116	Homewood-Flossmoor	Jordan Daly (So)	0:22:08.1
123		Reavis	Christopher Lindich (So)	0:22:43.3
124	117	Marian Catholic	John Coleman (Fr)	0:22:50.6
125	118	Hinsdale South	David Auclair (So)	0:22:57.5
126	119	Marian Catholic	Charlie Walsh (Fr)	0:23:12.2
127	120	Rich Central	Reggie Edwards (So)	0:23:13.6
128		Richards	Donell Chenault (Fr)	0:23:14.6
129	121	Rich Central	Mark Adams (So)	0:23:23.0

130		St. Joseph	John Gustafson (Fr)	0:23:35.7
131	122	Homewood-Flossmoor	Leo Pratt (Fr)	0:23:36.2
132	123	Bremen	Matthew Garrison (Fr)	0:23:53.2
133		Eisenhower	Alex Buzgau (Fr)	0:24:05.3
134		Tinley Park	Keifer Thomas (So)	0:28:26.6
135	124	Hinsdale South	Navin Abraham (Fr)	0:29:42.7
136	125	Rich Central	Ryan Saunders (Fr)	0:31:06.7

Program (C) 1985-2006 Fred Kreppert, Yorkville, IL (630) 553-7245 fred@kompusport.c
 Results by Kreppert Kompusport Software, Yorkville, IL http://www.kompusport.com

FINAL TEAM STANDINGS:

Place	School	Score	Scoring Places												
1	Lyons Township	28	2,	3,	6,	8,	9,	15,	21						
2	Sandburg	49	1,	4,	5,	17,	22,	27,	58						
3	Marist	84	7,	11,	12,	23,	31,	34,	84						
4	Andrew	132	14,	16,	30,	33,	39,	44,	55						
5	Liberyville	209	29,	35,	36,	38,	71,	78,	85						
6	St. Lawrence	223	19,	24,	48,	57,	75,	92,	105						
7	Brother Rice	226	13,	26,	51,	64,	72,	100,	101						
8	Stagg	241	20,	43,	45,	66,	67,	97,	104						
9	Oak Lawn	261	18,	46,	49,	69,	79,	90,	114						
10	Argo	280	25,	40,	53,	56,	106,	109,	110						
11	Morton	292	28,	59,	61,	70,	74,	77,	81						
12	Oak Forest	319	47,	54,	62,	73,	83,	86,	95						
13	Homewood-Flossmoor	352	52,	63,	65,	76,	96,	116,	122						
14	Shepard	360	37,	41,	62,	93,	107,	111,	113						
15	Hinsdale South	368	10,	60,	91,	99,	108,	118,	124						
16	Marian Catholic	399	42,	50,	80,	112,	115,	117,	119						
17	Bremen	430	68,	87,	88,	89,	98,	102,	123						
18	Rich Central	470	32,	94,	103,	120,	121,	125							
19	Douglas Academy	No Score - Had only 0 finishers													
20	Eisenhower	No Score - Had only 3 finishers													
21	Proviso West	No Score - Had only 0 finishers													
22	Reavis	No Score - Had only 3 finishers													
23	Richards	No Score - Had only 2 finishers													
24	Simeon	No Score - Had only 0 finishers													
25	St. Joseph	No Score - Had only 2 finishers													
26	St. Rita	No Score - Had only 0 finishers													
27	Tinley Park	No Score - Had only 1 finisher													

Program (C) 1985-2006 Fred Kreppert, Yorkville, IL (630) 553-7245 fred@kompusport.c
 Results by Kreppert Kompusport Software, Yorkville, IL http://www.kompusport.com



FINAL TEAM STANDINGS: (by total team time)

Place	School	Score	Avg	Diff	Scoring Times				
1	Lyons Township	83:06	16:37	0:53	16:09,	16:12,	16:49,	16:54,	1
2	Sandburg	85:32	17:06	2:05	16:07,	16:38,	16:41,	17:54,	1
3	Marist	88:44	17:45	1:31	16:49,	17:39,	17:41,	18:15,	1
4	Andrew	91:22	18:16	0:59	17:49,	17:53,	18:20,	18:32,	1
5	Liberyville	94:22	18:52	1:38	18:19,	18:35,	18:43,	18:48,	1
6	St. Lawrence	94:51	18:58	2:07	17:59,	18:17,	18:08,	19:21,	2

Kreppert Kompusport Software

Computerized Sports Timing & Scoring

- Home
- Up
- Search
- Contents
- Feedback



Sept. 11, 2001

And our flag was still there, o'er the Land of the Free, and the Home of the Brave.
God Bless America!

- Individual Results
- Final Team Standings (by points)
- Final Team Standings (by time)

43rd Annual Reavis Rams Invitational

September 9, 2006
Boys Varsity
3.0 Miles

RACE RESULTS

Course record is 0:15:25.6 by Ryan Kuphall of Lyons Township on Sept. 11, 2004

Place	Overall Score	School	Name	Time
1	1	Hinsdale South	Brian Denk (Jr)	0:15:27.9
2	2	Hinsdale South	Lee Vloek (Jr)	0:15:36.9
3	3	Hinsdale South	Brandon Hummer (Jr)	0:15:55.1
4	4	LyonsTownship	Kevin Campbell (Jr)	0:16:04.4
5	5	Marist	Roy Witty (Sr)	0:16:05.1
6	6	LyonsTownship	Jake Discipio (Sr)	0:16:06.1
7	7	LyonsTownship	Sam Kehoe (So)	0:16:07.8
8	8	Brother Rice	Rich Eber (Jr)	0:16:08.7
9	9	LyonsTownship	Nell Driscoll (Sr)	0:16:09.6

10	10	Hinsdale South	Loren Beres (Sr)	0:16:11.0
11	11	Andrew	Matt Rychel (Jr)	0:16:15.0
12	12	LyonsTownship	Paul Busse (Sr)	0:16:16.7
13	13	Stagg	Nate Bohne (Jr)	0:16:17.2
14	14	Brother Rice	Matt Corley (Sr)	0:16:22.2
15	15	Marist	Kevin Randolph (Sr)	0:16:23.5
16	16	Stagg	Nick Sustersic (Jr)	0:16:23.8
17	17	Andrew	Connor Williams (Sr)	0:16:27.0
18	18	Andrew	Kevin Omahen (Sr)	0:16:30.8
19	19	Andrew	Brandon Grode (Sr)	0:16:34.8
20	20	Marian Catholic	Adam Brzeszkiewicz (Sr)	0:16:37.3
21	21	Sandburg	Corey Puckett (Jr)	0:16:39.4
22	22	Hinsdale South	Max Rodrigues (So)	0:16:40.1
23	23	Reavis	John Flores (Sr)	0:16:40.9
24	24	Shepard	Wesley Sewell (Sr)	0:16:41.3
25	25	Brother Rice	Dan Hasty (Jr)	0:16:41.7
26	26	LyonsTownship	Drew Peterson (Sr)	0:16:44.2
27	27	Hinsdale South	Alex Wright (Sr)	0:16:45.1
28	28	Stagg	Rick Davey (Jr)	0:16:49.9
29	29	Richards	Scott Hankes (Sr)	0:16:51.8
30	30	Brother Rice	Tim Murphy (Jr)	0:16:53.9
31	31	LyonsTownship	Sean Francis (Jr)	0:16:59.3
32	32	Marist	Tom Dehlin (Jr)	0:16:59.9
33		Rich Central	Reggie Wynne (Sr)	0:17:02.3
34		Rich Central	carl Burres (Sr)	0:17:05.1
35	33	Morton	Juan Juarez (Sr)	0:17:09.2
36	34	Stagg	Wade DeRose (Sr)	0:17:10.4
37	35	Oak Lawn	Craig Maher (Sr)	0:17:12.7
38	36	Marian Catholic	Ryan Bruni (Sr)	0:17:13.2
39	37	Morton	Edgar Guzman (Sr)	0:17:13.6
40	38	Marian Catholic	Tim Stanis (Jr)	0:17:14.2
41	39	Brother Rice	Kevin Brejcha (Sr)	0:17:14.7
42	40	Stagg	Filip Pilatowski (So)	0:17:16.6
43	41	Sandburg	Jake White (Jr)	0:17:17.1
44	42	Brother Rice	Adam Currier (Jr)	0:17:17.5
45	43	Stagg	Bob Toussaint (Jr)	0:17:22.5
46	44	Oak Lawn	Will Stanko (Sr)	0:17:22.9
47	45	Reavis	Stephen Oldenburg (Sr)	0:17:27.0
48	46	Oak Forest	Ed Hoholik (Sr)	0:17:27.6
49	47	Oak Forest	Brian Frank (Sr)	0:17:28.0
50	48	Marist	Tony Cinnerella (Sr)	0:17:34.3
51	49	Bremen	Keith Fuentes (Jr)	0:17:34.7
52	50	Morton	Danny Bulster (Jr)	0:17:37.7
53	51	Sandburg	Bill Hinderman (Jr)	0:17:39.5
54	52	Reavis	Anthony Inacay (So)	0:17:40.2
55	53	Richards	Tom Crivilone (Jr)	0:17:41.0
56	54	Oak Forest	Ralph Woolard (So)	0:17:43.1
57	55	Marist	Ben Salabura (Sr)	0:17:43.4
58	56	Tinley Park	Matt Shulz (Sr)	0:17:44.6
59	57	Argo	Bart Zadlo (Jr)	0:17:45.5
60	58	Sandburg	John DeMatteo (Sr)	0:17:46.6
61	59	Reavis	Daniel Szewczyk (Jr)	0:17:49.8
62	60	Stagg	Leo Pathy (Jr)	0:17:51.2
63	61	Reavis	James Johnson (So)	0:17:53.2
64	62	Richards	Fernando Godinez (Sr)	0:17:55.9
65	63	Marian Catholic	Ryan Merriman (Jr)	0:17:57.0
66	64	Marian Catholic	Matt Rossbach (Sr)	0:17:58.9
67	65	Sandburg	Chris Frazzini (Jr)	0:18:00.0
68	66	Argo	Gabriel Torres (Jr)	0:18:04.2
69	67	Bremen	David Newton (Jr)	0:18:06.4

70	68	Tinley Park	Adam Noreen (So)	0:18:07.5
71	69	Marist	Kurt Rudolph (Sr)	0:18:08.6
72	70	Hinsdale South	Patrick Zanayed (Sr)	0:18:09.9
73	71	Reavis	Daniel Laskowski (So)	0:18:09.9
74	72	Shepard	Kyle Abrahamsen (Sr)	0:18:10.8
75	73	Richards	Jim Murray (Jr)	0:18:12.3
76	74	Marian Catholic	Justin Vanderbilt (Sr)	0:18:14.1
77	75	Andrew	Nick Ziganto (Jr)	0:18:14.9
78	76	Morton	Angel Perez (Sr)	0:18:17.5
79	77	Shepard	Kurt Nowag (Jr)	0:18:18.0
80	78	Andrew	Will Scott (Jr)	0:18:20.0
81	79	Bremen	Tony Burbatt (Sr)	0:18:20.7
82	80	Morton	Timmy Bulster (Jr)	0:18:23.5
83	81	Marist	Brian Enright (Jr)	0:18:24.2
84	82	Argo	Bruce Lockett (Sr)	0:18:25.7
85		Douglas Academy	Unknown Athlete	0:18:26.2
86	83	Oak Forest	Dan Stock (Jr)	0:18:29.4
87	84	Bremen	Benjamin Zielinski (Jr)	0:18:30.0
88	85	Sandburg	David Brugioni (Jr)	0:18:30.7
89	86	Argo	Matt Fudala (Jr)	0:18:32.7
90	87	Brother Rice	Marty Rohan (Jr)	0:18:36.1
91	88	Oak Forest	Zach Novicki (Sr)	0:18:38.0
92	89	Bremen	Austin Arianoutsos (Sr)	0:18:38.5
93	90	Marian Catholic	Mike Roche (Jr)	0:18:39.1
94	91	Morton	Jose Balbuena (Sr)	0:18:39.9
95	92	Andrew	Robin Joseph (Jr)	0:18:40.7
96	93	Oak Forest	Tim Mocco (Jr)	0:18:43.0
97	94	Oak Lawn	Michael Zero (Jr)	0:18:43.6
98	95	Bremen	Tommy Sifuentez (Sr)	0:18:45.9
99	96	Richards	Brian Hanks (Sr)	0:18:46.6
100	97	Sandburg	Joe Martinez (Jr)	0:18:50.9
101	98	Homewood-Flossmoor	Arun Dahiya (Jr)	0:18:53.6
102	99	Argo	Rory O'Connor (Jr)	0:19:03.6
103	100	Argo	John Shue (Sr)	0:19:05.2
104	101	Shepard	Ryan O'Neill (Sr)	0:19:10.8
105	102	Eisenhower	Will Allen (Jr)	0:19:12.7
106	103	Eisenhower	Oscar Sanchez (Jr)	0:19:14.4
107	104	Richards	Steve Galdek (Jr)	0:19:14.8
108	105	Eisenhower	Robert Dompeling (Jr)	0:19:15.8
109	106	Bremen	Eric Fleming (Jr)	0:19:17.2
110	107	Tinley Park	Aric Shollenberger (Sr)	0:19:21.0
111	108	Eisenhower	Adrian Rodriguez (Jr)	0:19:22.8
112	109	Morton	Carlos Brito (Jr)	0:19:26.2
113	110	Reavis	Timothy Patula (Jr)	0:19:27.2
114	111	Oak Forest	Ryan Burke (Jr)	0:19:29.3
115	112	Argo	Johnny Vazquez (Jr)	0:19:31.7
116	113	Shepard	Ken de Groh III (Jr)	0:19:44.9
117	114	Oak Lawn	Juan Zapata (Sr)	0:19:45.3
118	115	Eisenhower	Arnaldo Sandoval (Jr)	0:19:47.9
119	116	Oak Lawn	Keith Vandewerken (Sr)	0:19:49.2
120	117	St. Lawrence	Matt Madera (Sr)	0:20:01.3
121	118	Oak Lawn	Josh Habisch (Jr)	0:20:08.0
122	119	St. Rita	Mark Biszewski (Sr)	0:20:29.2
123	120	St. Lawrence	T.J. Sanchez (Sr)	0:20:30.6
124	121	St. Lawrence	Dennis Doherty (Sr)	0:20:35.3
125	122	St. Rita	Rob Glowacki (Jr)	0:20:51.5
126	123	St. Rita	Tom Phillips (So)	0:20:57.9
127	124	Tinley Park	Kendall Hicks (Jr)	0:20:59.6
128	125	St. Lawrence	Tom Tervanis (Sr)	0:21:09.2
129	126	St. Lawrence	Pete Dilger (Sr)	0:21:10.4

130	127	Tinley Park	Brandon O'Neill (So)	0:21:17.2
131	128	Eisenhower	Justin Kozak (Sr)	0:21:18.1
132	129	Tinley Park	Clifton Ely (Jr)	0:21:18.7
133	130	Tinley Park	Ian Delarosa (Sr)	0:21:20.3
134		Rich Central	Joseph Augustiniak (Sr)	0:21:25.0
135	131	Homewood-Flossmoor	Jon Dennison (So)	0:21:31.7
136	132	Homewood-Flossmoor	Bryan Clark (Fr)	0:21:39.2
137	133	St. Rita	David Straple (So)	0:22:05.8
138	134	Shepard	Martel Riley (Jr)	0:22:22.3
139	135	Richards	Shane Gallegos (Jr)	0:22:24.7
140	136	Eisenhower	WALTER Marquardt (Jr)	0:22:27.7
141	137	Homewood-Flossmoor	Randall Sagers (Fr)	0:23:23.9
142	138	St. Rita	Andrew McCarthy (Sr)	0:24:57.3
143	139	St. Rita	Connor Taff (Fr)	0:25:29.4
144	140	Homewood-Flossmoor	Max Butzbach (Fr)	0:27:17.0

Program (C) 1985-2006 Fred Kreppert, Yorkville, IL (630) 553-7245 fred@kompusport.c
 Results by Kreppert Kompusport Software, Yorkville, IL http://www.kompusport.com

FINAL TEAM STANDINGS:

Place	School	Score	Scoring Places												
1	LyonsTownship	38	4,	6,	7,	9,	12,	26,	31						
2	Hinsdale South	38	1,	2,	3,	10,	21,	27,	70						
3	Brother Rice	116	8,	14,	25,	30,	39,	42,	87						
4	Stagg	131	13,	16,	28,	34,	40,	43,	60						
5	Andrew	140	11,	17,	18,	19,	75,	78,	92						
6	Marist	155	5,	15,	32,	48,	55,	69,	81						
7	Marian Catholic	221	20,	36,	38,	63,	64,	74,	90						
8	Sandburg	236	21,	41,	51,	58,	65,	85,	97						
9	Reavis	240	23,	45,	52,	59,	61,	71,	110						
10	Morton	276	33,	37,	50,	76,	80,	91,	109						
11	Richards	313	29,	53,	62,	73,	96,	104,	135						
12	Oak Forest	318	46,	47,	54,	63,	68,	93,	111						
13	Bremen	368	49,	67,	79,	84,	89,	95,	106						
14	Shepard	387	24,	72,	77,	101,	113,	134							
15	Argo	390	57,	66,	82,	86,	99,	100,	112						
16	Oak Lawn	403	35,	44,	94,	114,	116,	118							
17	Tinley Park	482	56,	68,	107,	124,	127,	129,	130						
18	Eisenhower	533	102,	103,	105,	108,	115,	126,	136						
19	St. Lawrence	609	117,	120,	121,	125,	126								
20	St. Rita	635	119,	122,	123,	133,	133,	139							
21	Homewood-Flossmoor	638	98,	131,	132,	137,	140								
22	Douglas Academy	No Score	- Had only 1 finisher												
23	Libertyville	No Score	- Had only 0 finishers												
24	Proviso West	No Score	- Had only 0 finishers												
25	Rich Central	No Score	- Had only 3 finishers												
26	Simeon	No Score	- Had only 0 finishers												
27	St. Joseph	No Score	- Had only 0 finishers												

Program (C) 1985-2006 Fred Kreppert, Yorkville, IL (630) 553-7245 fred@kompusport.c
 Results by Kreppert Kompusport Software, Yorkville, IL http://www.kompusport.com

FINAL TEAM STANDINGS: (by total team time)

PORTER CROSS-COUNTRY

LOCKPORT BOYS GIRLS

SANDBURG

AND VARS

AT DELWOOD PARK

DATE 9-12-66

WEATHER 16.2 WIND NO COURSE

DISTANCE 3.0 COURSE RECORD

17 46

DISTANCE	RUNNER	SCHOOL	TIME	LP	CS
1	Engnell	LP	18:22	1	
2	TOTUSZ	LP	:30	2	
3	PICKOWSKI	LP	:54	3	
4	PUCKER	CS	19:03		4
5	STANMAN TO	LP	:10	5	
6	LACIAK	LP	:15	6	
7	FARMON	LP	:32	7	
8	SULLIVAN	LP	:45	X	
9	KELP	LP	:46		
10	WILDE	(S)	:55		9
11	CARLAND	(S)	20:17		10
12	DEWITT	CS	:34		11
13	BURGE	CS			12
14	HUGAN	CS	21:22		
15	SPENGLER	CS	:23		
16	FRAZINI	CS	:23		
17	BRUGIONI	CS	:26		
18	TYCER	LP	:39		
19	MARTINEZ	CS	:49		
20	LATULA	CS	24:10		
21	CANZONA	CS	22:43		
22					
23					
24					
25					
26					
27					
28					
29					

PORTER CROSS COUNTRY

LOCKPORT BOYS GIRLS

VS. SANDBURGH AND

FIS

AT DELWOOD PARK

DATE 9-12-66

WEATHER Cool/Rainy

WIND NU

COURSE

DISTANCE 3.0

COURSE RECORD

32

DISTANCE	RUNNER	SCHOOL	TIME	LP	(S)
1	McMILLAN	CS	19:11		1
2	WYLER	CS	:21		2
3	LOCKPORT	LP	19:21	3	
4	HIVEL	CS	:29		4
5	BUTCHER	LP	20:10	5	
6	MARLEDA	CS	:38		6
7	THOMAS	LP	20:42	7	
8	FRANK	CS	21:11		8
9	WATSON	CS	:27		9
10	WATSON	CS	:28		10
11	WATSON	LP	22:33	11	
12	WATSON	CS	:52		12
13	WATSON	CS	:57		
14	WATSON	LP	:59		
15	WATSON	LP	23:46		
16	WATSON	CS	:48		
17	STRUNK	LP	24:43		
18	PIOTRUSKI	LP	:53		
19	WATSON	LP	25:41		
20	WATSON	CS	:55		
21	WATSON	CS	26:03		
22	WATSON	CS	:67		
23	WATSON	CS	:47		
24	WATSON	CS	:56		
25	WATSON	CS	:57		
26	WATSON	CS	:58		
27	WATSON	CS	27:14		
28	WATSON	CS	32:14		
29					

2006 Notre Dame Invitational Boys Frosh-Soph Results.

1	1 Steve Sulkin	Elmhurst York	15:42	5:14
2	2 Alex Lyons	Lyons Township	16:08	5:23
3	3 Mike Janusek	Lyons Township	16:10	5:24
4	4 Kyle Mcnicholas	Carl Sandburg	16:20	5:27
5	5 David Mcwilliams	Naperville North	16:21	5:27
6	6 Michael Ochoa	Highland Park	16:23	5:28
7	7 Pat Lesiewicz	Schaumburg	16:25	5:29
8	8 Jack Hostetller	Lyons Township	16:28	5:30
9	9 Derek Rieckmann	Lyons Township	16:29	5:30
10	10 Brad Walwer	Springfield	16:30	5:30
11	11 Tyler Jermann	Naperville North	16:31	5:31
12	12 Will Mccracken	Elmhurst York	16:32	5:31
13	13 Phil Allman	Schaumburg	16:33	5:31
14	14 Ryan Haberkorn	Marist	16:46	5:36
15	15 Elliot Hevel	Carl Sandburg	16:47	5:36
16	16 Robby Keeler	Lyons Township	16:47	5:36
17	17 Josiah Husk	Normal U-High	16:54	5:38
18	18 Ben Miller	Glenbard South	16:57	5:39
19	19 Tom Laskowske	Palatine	17:00	5:40
20	20 Adam Cecil	Elmhurst York	17:02	5:41
21	21 Joe Soderberg	Glenbard South	17:04	5:42
22	22 Yosimar Ruiz	Highland Park	17:04	5:42
23	23 Brett Scheuber	Joliet Township	17:07	5:43
24	24 Steve Krauss	Lake Park	17:14	5:45
25	25 Matt Johnson	Elmhurst York	17:15	5:45
26	26 Jay Mcnamara	Schaumburg	17:15	5:45
27	27 Austin Wallace	Lincoln Way East	17:16	5:46
28	28 Juan Perez	Palatine	17:17	5:46
29	29 Will Horvat	Pleasant Valley	17:18	5:46
30	30 Paul Cerutti	Naperville North	17:19	5:47
31	31 Sean Ryan	Sacred Heart Griffin	17:20	5:47
32	32 Mike Herbert	Naperville North	17:23	5:48
33	33 Andrew Wong	Naperville North	17:24	5:48
34	34 Ben Heitkotter	Schaumburg	17:26	5:49
35	35 Matt Nieuendorf	Lincoln Way East	17:26	5:49
36	36 Aaron Peck	Wheaton Warrenville South	17:27	5:49
37	37 John Thornton	Normal Community West	17:30	5:50
38	38 Brandon Stewart	Springfield	17:31	5:50
39	39 Samuel Patterson	Oak Park & River Forest	17:33	5:51
40	40 Adam Bethke	Palatine	17:35	5:52
41	41 Tyler Sill	Elmhurst York	17:35	5:52
42	42 Conner Fanning	Sacred Heart Griffin	17:36	5:52
43	43 Joe Panilonis	Lincoln Way East	17:37	5:53
44	44 Sam Morse	Springfield	17:37	5:53
45	45 Garrett Gingras	Glenbard North	17:38	5:53
46	46 Matt Birkel	Peoria Notre Dame	17:39	5:53
47	47 Jarvis Clark	Decatur MacArthur	17:39	5:53
48	48 Jason Beach	Stanford Olympia	17:40	5:54
49	48 Brian Dixon	Glenwood	17:41	5:54
50	49 Matt Weathered	Naperville North	17:41	5:54
51	50 Robert Gilbert	Peoria Notre Dame	17:41	5:54
52	51 Vlad Novikov	Palatine	17:42	5:54

53	52 Jeff Larson	Palatine	17:42	5:54
54	53 Bob Guthrie	Naperville North	17:44	5:55
55	54 Anthony Spatafora	Lyons Township	17:45	5:55
56	55 Jeff Boblick	Lyons Township	17:46	5:56
57	56 Cody Hague	Oak Park & River Forest	17:47	5:56
58	57 Kyle Meyer	Carl Sandburg	17:48	5:56
59	58 Alec Bollman	Palatine	17:48	5:56
60	59 Jim Conboy	Lincoln Way East	17:48	5:56
61	60 Kevin Germino	Marist	17:49	5:57
62	61 Joel Haberkorn	Marist	17:50	5:57
63	62 Matthew Havey	Springfield	17:50	5:57
64	63 Zach Harmeyer	Elmhurst York	17:50	5:57
65	Zach Evans	Pontiac Township	17:51	5:57
66	64 Justin Olson	Palatine	17:51	5:57
67	65 Kirk Saunders	Normal U-High	17:52	5:57
68	Justin Betz	Northridge Prep	17:52	5:58
69	66 Jacob Mahaffey	Mahomet-Seymour	17:53	5:58
70	67 Connor Martin	Elmhurst York	17:53	5:58
71	68 Zach Bozman	Pleasant Valley	17:54	5:58
72	69 Matt Rubins	Pleasant Valley	17:54	5:58
73	70 Gabriel Arenas	Maine South	17:54	5:58
74	71 Clay Elward	Peoria Notre Dame	17:55	5:59
75	72 Nick Wiseman	Oswego	17:55	5:59
76	Colin Morlock	Palatine	17:56	5:59
77	Andy Boyd	Lyons Township	17:56	5:59
78	73 Kevin Binns	Oak Park & River Forest	17:57	5:59
79	74 Justin Lee	Springfield	17:57	5:59
80	75 Jon Menke	Highland Park	17:58	6:00
81	76 Robert Valentin	Wheaton Warrenville South	17:58	6:00
82	77 Nic Weaver	Pleasant Valley	17:59	6:00
83	78 Nate Kozurek	Glenbard South	17:59	6:00
84	79 Ryan Tully	Joliet Catholic	18:00	6:00
85	80 Dj Lieu Dj	Maine South	18:02	6:01
86	81 Emmett Boblick	Oak Park & River Forest	18:03	6:01
87	82 Tyler Tarmann	Normal Community West	18:03	6:01
88	83 Dan Schwemin	Glenbard South	18:04	6:02
89	84 Kevin Binder	Oak Park & River Forest	18:04	6:02
90	85 Michael Costello	Normal Community	18:04	6:02
91	Melvin Smith	East St. Louis Senior Hig	18:05	6:02
92	Justin Tomlin	Carrollton	18:06	6:02
93	Kevin Arndt	Maine West	18:06	6:02
94	Carson Hiser	Decatur Eisenhower	18:06	6:02
95	Luke Kierys	Palatine	18:07	6:03
96	86 Dan August	Lincoln Way East	18:07	6:03
97	87 Bryce Mitchell	Wheaton Warrenville South	18:08	6:03
98	88 Tyler Cipriano	Wheaton Warrenville South	18:09	6:03
99	89 Spencer Bean	Highland Park	18:09	6:03
100	90 Matt Prezkota	Maine South	18:09	6:03
101	91 Matt Dolan	Maine South	18:10	6:04
102	92 Carrick Rice	Glenbard South	18:10	6:04
103	93 Matthew Mazzoni	Wheaton Warrenville South	18:10	6:04
104	94 Mike Mulhausen	Marist	18:11	6:04
105	95 Brian Petersen	Stanford Olympia	18:11	6:04
106	96 Mark Vigil	Wheaton Warrenville South	18:12	6:04
107	97 Kevin Miller	Lake Park	18:12	6:04
108	98 Nick Geyer	Normal U-High	18:13	6:05
109	99 Joey Dubois	Marist	18:14	6:05
110	100 Austin Baer	Normal Community West	18:15	6:05

111	101	Tim Fergus	Lake Park	18:16	6:06
112	102	Mitch Wehrenberg	Normal Community West	18:16	6:06
113	103	Dennis O'flaherty	Carl Sandburg	18:16	6:06
114	104	Kevin Shih	Lincoln Way East	18:17	6:06
115	105	Sean Hosty	Lincoln Way East	18:18	6:06
116	106	Logan Campbell	Normal Community	18:20	6:07
117	107	Pat Gray	Glenwood	18:20	6:07
118	108	Brett Rocheleau	Joliet Catholic	18:21	6:07
119	109	Connor Brown	Normal U-High	18:22	6:08
120		Austin Viano	Carlinville	18:23	6:08
121		Nat Pearson	Palatine	18:24	6:08
122	110	Clay Burley	Limestone	18:27	6:09
123	111	Miles Nelson	West Chicago	18:28	6:10
124	112	Tim Layer	Lake Park	18:29	6:10
125		Mike Abram	Palatine	18:29	6:10
126	113	Ryan Dwyer	Marist	18:29	6:10
127	114	Zachary Dawes	Downers Grove North	18:30	6:10
128	115	Connor Cross	Normal U-High	18:30	6:10
129	116	Ethan Ford	St. Joseph Odgen	18:31	6:11
130	117	Mike Legittino	Bartlett	18:31	6:11
131	118	Hunter Tebbitt	Pleasant Valley	18:31	6:11
132	119	Scott Rothschild	Highland Park	18:32	6:11
133	120	Ethan Jacobsen	Normal Community	18:32	6:11
134		Matt Cannon	Palatine	18:33	6:11
135	121	Like Nally	Lake Park	18:33	6:11
136	122	Jacob Keeney	PLEASANT PLAINS	18:34	6:12
137	123	Ryan Wendel	Glenwood	18:34	6:12
138	124	Drew Salzman	Marist	18:35	6:12
139	125	Brooks Thacker	Wheaton Warrenville South	18:35	6:12
140		Joseph Moran	Lyons Township	18:36	6:12
141	126	Ben Crosby	Glenbard North	18:37	6:13
142		Mitchel Scott-Stirn	Lincoln Way East	18:38	6:13
143	127	Chris Houdek	Glenbard North	18:38	6:13
144	128	Chris Gomez	Schaumburg	18:38	6:13
145		Kyle Nicholson	Decatur MacArthur	18:39	6:13
146	129	Garrrett Sparrow	Stanford Olympia	18:41	6:14
147	130	Josh Trueblood	Pleasant Valley	18:42	6:14
148	131	John Bangert	Peoria Notre Dame	18:44	6:15
149	132	Julius Aguas	Bartlett	18:45	6:15
150	133	Adam Brhel	Bartlett	18:46	6:16
151	134	Hugh Gill	East Peoria	18:46	6:16
152		Ricky Morales	Morton(Berwyn/Cicero)	18:47	6:16
153		Brian Sund	Palatine	18:47	6:16
154	135	Drew Blaase	St. Joseph Odgen	18:48	6:16
155	136	Drew Thomas	East Peoria	18:48	6:16
156	137	Dillon Wallace	Maine South	18:48	6:16
157	138	Mitchell Penninger	Downers Grove North	18:49	6:17
158		Simon Nicholson	Decatur MacArthur	18:51	6:17
159		Peter Knapp	Northridge Prep	18:51	6:17
160		Dave Mulhausen	Marist	18:51	6:17
161	139	Jesse Mcdermeit	Normal Community West	18:52	6:18
162	140	Kent Smith	Wheaton Academy	18:52	6:18
163	141	Alex Kowalczyk	Glenbard North	18:54	6:18
164	142	Nick Gray	Bartlett	18:55	6:19
165		Matt Hunter	Pontiac Township	18:55	6:19
166	143	Clayton Kirk	Oak Park & River Forest	18:57	6:19
167		Jacob Starceovich	Palatine	19:01	6:21
168	144	Josh Johnson	St. Joseph Odgen	19:05	6:22

169	145	Nick Williams	Limestone	19:05	6:22
170	146	Dave Stewart	Oswego	19:06	6:22
171	147	Nick Bravo	Joliet Township	19:06	6:22
172	148	Chris Crowell	Glenwood	19:07	6:23
173		Luis Nicolas	Morton(Berwyn/Cicero)	19:07	6:23
174	149	Mike Perry	Schaumburg	19:08	6:23
175	150	Valmore Jr. Hope	Glenbard North	19:08	6:23
176	151	Hayden Ringer	Normal Community West	19:09	6:23
177	152	Joe Barber	Limestone	19:09	6:23
178	153	Brian McMahon	Sacred Heart Griffin	19:10	6:24
179		Alex Bullard	Decatur Eisenhower	19:10	6:24
180		Robert Deptula	Lyons Township	19:11	6:24
181	154	Ross Baker	St. Joseph Odgen	19:11	6:24
182	155	Tony Cummings	Peoria Notre Dame	19:12	6:24
183	156	Wade Rupard	Normal Community West	19:12	6:24
184	157	Shane Zemel	Downers Grove North	19:14	6:25
185		Robby Kucera	Lyons Township	19:14	6:25
186	158	Austin Beck	Mahomet-Seymour	19:16	6:26
187		Cory Grebe	Wheaton Warrenville South	19:16	6:26
188	159	Jared Morrisette	Joliet Township	19:18	6:26
189	160	Blake Breda	Schaumburg	19:19	6:27
190	161	Chris Koutavas	Carl Sandburg	19:20	6:27
191		Justin Smith	Palatine	19:21	6:27
192		Eric Colish	Palatine	19:22	6:28
193	162	Josh Mintzer	Highland Park	19:22	6:28
194	163	Kris Heemskerck	Glenbard North	19:22	6:28
195	164	Matt Lowens	Maine South	19:23	6:28
196		Landon Getz	Mt. Zion	19:24	6:28
197	165	Stefan Burke	Maine South	19:25	6:29
198	166	Chris Ryan	Sacred Heart Griffin	19:27	6:29
199		Ryan Humphries	Schaumburg	19:28	6:30
200		Norbert Mroczkowski	Maine South	19:28	6:30
201		Alexander Nickerson	Wheaton Warrenville South	19:29	6:30
202	167	Steve Figgins	Oswego	19:29	6:30
203		Ryan McMahon	Schaumburg	19:29	6:30
204	168	Alex Freshour	Stanford Olympia	19:31	6:31
205		Sam Stuckel	El Paso-Gridley	19:32	6:31
206		Mike Grobner	Palatine	19:33	6:31
207		Kenyante Moore	East St. Louis Senior Hig	19:34	6:32
208	169	Tommy Scott	Normal Community	19:37	6:33
209	170	Nick Dieg	Limestone	19:37	6:33
210		Benjamin Miller	Wheaton Warrenville South	19:38	6:33
211		Sean Hyser	Normal Community West	19:39	6:33
212	171	Alex Charter	Mahomet-Seymour	19:39	6:33
213	172	Greg Munoz	Joliet Township	19:39	6:33
214		Matthew Nixon	Wheaton Warrenville South	19:40	6:34
215	173	Dan Eichholzer	Joliet Catholic	19:40	6:34
216	174	Brian Depasqua	Joliet Catholic	19:41	6:34
217	175	Joey Showtis	Sacred Heart Griffin	19:42	6:34
218	176	Tom Stone	Glenwood	19:42	6:34
219	177	Rob Hanson	Normal U-High	19:43	6:35
220		Dan Reid	Carlinville	19:44	6:35
221	178	Maison Crawford	Oregon	19:44	6:35
222		Tyler Claussen	Maine South	19:45	6:35
223		Richie Mckelvey	Maine South	19:45	6:35
224	179	Vince Kroll	Normal U-High	19:45	6:35
225		Ian Walling	Normal U-High	19:49	6:37
226	180	Matt Davis	Wheaton Academy	19:50	6:37

227	181	Joey Randich	Oregon	19:50	6:37
228	182	Dj Muzzy	West Chicago	19:51	6:37
229	183	Matt Burdick	Glenbard South	19:51	6:37
230	184	Sean Keane	Carl Sandburg	19:52	6:38
231		Rob Warndorf	Schaumburg	19:53	6:38
232	185	Nick Miller	West Chicago	19:53	6:38
233	186	Anderson West	West Chicago	19:54	6:38
234		Dan Bandurski	Schaumburg	19:55	6:39
235	187	Nelson Pearson	Glenwood	19:56	6:39
236	188	Nathan Todd	Oregon	19:56	6:39
237		Kevin Toussaint	Marist	19:56	6:39
238	189	Mike Oldham	Joliet Township	19:57	6:39
239		Jordan Lee	Decatur Eisenhower	19:57	6:39
240	190	Jonnie Schwindenhammer	Limestone	19:58	6:40
241	191	Jeffery Kirshman	Oak Park & River Forest	19:58	6:40
242	192	Tyler Samp	Normal Community	19:58	6:40
243	193	Kyle Judge	Joliet Catholic	19:59	6:40
244	194	Garrett Smith	Highland Park	19:59	6:40
245	195	Alex Roberts	Peoria Notre Dame	20:00	6:40
246		Matt Wright	Danville	20:00	6:40
247		Munan Singhal	Normal U-High	20:01	6:41
248		Robert Emmett	Marist	20:02	6:41
249	196	Mike Russo	West Chicago	20:02	6:41
250		Ky Bailey	Normal U-High	20:03	6:41
251	197	Josh Dunn	East Peoria	20:04	6:42
252		Vania Acic	Palatine	20:04	6:42
253		Joseph Jaeschke	Wheaton Warrenville South	20:04	6:42
254	198	Michael Khoury	Peoria Notre Dame	20:05	6:42
255	199	Brad Mueller	Normal Community	20:05	6:42
256	200	Jon Drummer	Glenbard North	20:06	6:42
257	201	Pat Dematteo	Carl Sandburg	20:06	6:42
258		Kevin Meehan	Palatine	20:07	6:43
259	202	Paul Mack	Pleasant Valley	20:07	6:43
260	203	Jacob Jarrett	Mahomet-Seymour	20:07	6:43
261		Daniel Wank	Oak Park & River Forest	20:08	6:43
262		Conor Schickel	Northridge Prep	20:08	6:43
263	204	Luke Harness	Glenwood	20:08	6:43
264		Ben Pavur	Carl Sandburg	20:09	6:43
265		Tom Beischke	Schaumburg	20:11	6:44
266	205	Cole Kassing	PLEASANT PLAINS	20:12	6:44
267		Cody Doughan	Pleasant Valley	20:13	6:45
268		Jeremy Kaiser	Glenbard North	20:13	6:45
269	206	Ben White	St. Joseph Odgen	20:14	6:45
270	207	Adam Devine	Porta	20:15	6:45
271	208	Dan Kresheck	Oregon	20:17	6:46
272	209	Mike Kaschke	Alleman	20:18	6:46
273		Tom Mckevitt	Marist	20:18	6:46
274	210	Ryan Tackitt	Oswego	20:19	6:47
275		Ben Swerdlow	Highland Park	20:20	6:47
276		Andy Poncer	Marist	20:21	6:47
277		Rory Ward	Maine South	20:22	6:48
278	211	Steve Kuhn	Porta	20:23	6:48
279	212	Michael Sinn	Stanford Olympia	20:23	6:48
280	213	Payton Campbell	Normal Community	20:24	6:48
281		Nathan Liggett	Schlarman	20:25	6:49
282		Jordan Broutman	Highland Park	20:26	6:49
283	214	Sean Moll	Bartlett	20:26	6:49
284	215	Evan Morgan	West Chicago	20:27	6:49

285	Nick Dewolf	Carl Sandburg	20:28	6:50
286	Kevin Muszynski	Maine South	20:29	6:50
287	Mark Malatt	Marist	20:30	6:50
288	216 Joshua Williams	Downers Grove North	20:30	6:50
289	217 Kevin Lemke	Joliet Catholic	20:30	6:50
290	218 David Gibbons	Wheaton Academy	20:31	6:51
291	Daniel Le	Glenbard North	20:31	6:51
292	219 Brandon Eaker	East Peoria	20:31	6:51
293	220 Kyle Olson	Oswego	20:31	6:51
294	Gage Fink	Glenwood	20:32	6:51
295	Erik Morales	Pleasant Valley	20:32	6:51
296	221 Channing Seeger	Glenbard South	20:35	6:52
297	Greg Garrett	Glenwood	20:36	6:52
298	Branson Nickerson	Wheaton Warrenville South	20:36	6:52
299	Mack Murphy	Palatine	20:37	6:53
300	Nick Birch	Decatur Eisenhower	20:38	6:53
301	222 Tim Brown	East Peoria	20:39	6:53
302	223 Woody Boero	Mahomet-Seymour	20:41	6:54
303	224 Brant Watson	East Peoria	20:43	6:55
304	Clifton Killings	Springfield Southeast	20:45	6:55
305	225 Alex Hargus	St. Joseph Odgen	20:46	6:56
306	David Randhawa	Glenbard North	20:48	6:56
307	Kevin Mehalek	Marist	20:50	6:57
308	226 Kurt Bucker	Mahomet-Seymour	20:50	6:57
309	Andrew Healey	Pleasant Valley	20:51	6:57
310	Viktor Arabadijiev	Wheaton Warrenville South	20:51	6:57
311	227 Chris Sawyer	Bartlett	20:53	6:58
312	Alex Ghere	Pleasant Valley	20:55	6:59
313	228 Andrew Montague	Downers Grove North	20:56	6:59
314	229 Mike Gratzke	Joliet Township	20:58	7:00
315	230 Kevin Furth	Porta	21:00	7:00
316	Mike Moore	Maine South	21:01	7:01
317	Thomas Graham	Pleasant Valley	21:01	7:01
318	Andy Folchi-Vici	Peoria Notre Dame	21:04	7:02
319	231 Josh Veague	Wheaton Academy	21:05	7:02
320	Alex Schlehuder	Normal Community	21:06	7:02
321	Steve Holbach	Palatine	21:07	7:03
322	232 Dale Donoho	Mahomet-Seymour	21:08	7:03
323	Caleb Johnson	Mahomet-Seymour	21:10	7:04
324	Anthony Le	Peoria Notre Dame	21:13	7:05
325	Joseph Meier	Wheaton Warrenville South	21:13	7:05
326	Mike Drassler	Peoria Notre Dame	21:14	7:05
327	David Morgan	Normal Community	21:17	7:06
328	Lee Betker	Pleasant Valley	21:17	7:06
329	Chad Link	Carlinville	21:18	7:06
330	Matt Skolnick	Highland Park	21:20	7:07
331	Keenan Mcglaughlin	Pleasant Valley	21:21	7:07
332	Andrew Boen	Peoria Notre Dame	21:22	7:08
333	Louis Debella	Carl Sandburg	21:22	7:08
334	Michael Dopler	Pleasant Valley	21:23	7:08
335	Tom Hornstein	Peoria Notre Dame	21:24	7:08
336	Justin Wasik	Maine South	21:25	7:09
337	Andrew Lynch	Marist	21:28	7:10
338	Mark Long	Palatine	21:29	7:10
339	John Altman	Carl Sandburg	21:30	7:10
340	233 Jake Harvey	Joliet Township	21:30	7:10
341	Owen Carlos	Glenbard North	21:31	7:11
342	Zach Lahood	Peoria Notre Dame	21:32	7:11

343		Jeff Perino	Carl Sandburg	21:33	7:11
344	234	Travis Collins	East Peoria	21:34	7:12
345		John Peltz	Marist	21:37	7:13
346		Nathaniel Bass	Normal U-High	21:37	7:13
347	235	Frank Hopper	Porta	21:38	7:13
348		Killian Sottoriva	Carlinville	21:41	7:14
349	236	J D Maloney	PLEASANT PLAINS	21:45	7:15
350		Karl Ochmanek	Morton (Berwyn/Cicero)	21:47	7:16
351		Michael Pemberton	Schlarman	21:48	7:16
352		Josh Dumyah	Normal Community West	21:48	7:16
353		Tirth Patel	Palatine	21:49	7:17
354		Nick Kelm	Glenbard North	21:50	7:17
355		Alvaro Colin	Palatine	21:52	7:18
356	237	Brendan Cavanagh	Sacred Heart Griffin	21:53	7:18
357		Nicholas Morrow	Oak Park & River Forest	21:54	7:18
358		Dustin Charles	Glenwood	21:55	7:19
359		Ryan Wojdyla	Palatine	21:56	7:19
360	238	Alex Barry	Downers Grove North	21:57	7:19
361		Noah Hoglund	Glenbard North	21:58	7:20
362		Mike Wolf	Carl Sandburg	21:59	7:20
363		Nathan Losey	Normal Community West	22:01	7:21
364		Anthony Khoury	Peoria Notre Dame	22:03	7:21
365		Joseph Tedeschi	Wheaton Warrenville South	22:04	7:22
366	239	Matt Wilburn	Wheaton Academy	22:07	7:23
367		Rob Larson	Maine South	22:10	7:24
368	240	Nathan Mosby	Downers Grove North	22:10	7:24
369		Andrew James	Maine South	22:11	7:24
370		Alex Williams	Mahomet-Seymour	22:13	7:25
371		John Burch	Carl Sandburg	22:14	7:25
372	241	Jeff Cole	Joliet Catholic	22:14	7:25
373		Steven Petzold	Glenbard North	22:14	7:25
374		Kenny Kells	Maine South	22:16	7:26
375		Jake Carlson	Maine South	22:18	7:26
376	242	Phillip Pierson	Springfield	22:19	7:27
377		Tyler Jones	Joliet Catholic	22:20	7:27
378		Scott Burke	Maine South	22:20	7:27
379		Alex Goebel	Normal U-High	22:21	7:27
380		Ryan Willett	Normal Community	22:22	7:28
381		Zach Dolan	East Peoria	22:22	7:28
382		Richard Sisson	Danville	22:24	7:28
383		Justin Sitton	Joliet Catholic	22:27	7:29
384		Matt Krause	Mt. Zion	22:31	7:31
385		Scott Huber	Danville	22:33	7:31
386	243	Joe Parenti	Nazareth Academy	22:34	7:32
387		Paul Raef	Palatine	22:35	7:32
388		Devon Smith	Normal Community West	22:36	7:32
389		Christian Schneider	Downers Grove North	22:37	7:33
390	244	Jacob Bayles	St. Joseph Odgen	22:37	7:33
391	245	Zach Mcneil	West Chicago	22:38	7:33
392		Mike Ciupka	Schaumburg	22:42	7:34
393		Stephen Pierce	Normal Community	22:43	7:35
394		Tony Digiacomio	Maine South	22:46	7:36
395		Josh Burns	Normal Community	22:46	7:36
396	246	Ryan Kohs	Nazareth Academy	22:47	7:36
397		Marco Gutierrez	Joliet Township	22:49	7:37
398		Pat Gadawski	Carl Sandburg	22:50	7:37
399	247	Wil Olvera	Alleman	22:51	7:37
400		Steve Francis	Maine South	22:53	7:38

401	Evan Rich	Pontiac Township	22:56	7:39
402	Sam Mckenzie	Schaumburg	22:58	7:40
403	Loren Heusel	Normal Community West	22:59	7:40
404	Brian Sims	Mt. Zion	23:03	7:41
405	Nick Saethre	Maine South	23:09	7:43
406	Adam Sirvinskas	Maine South	23:12	7:44
407	Jared Lyons	Peoria Notre Dame	23:16	7:46
408	Brandon Rosales	Marist	23:20	7:47
409	Mike Dugan	Marist	23:20	7:47
410	Mike Smith	Carrollton	23:23	7:48
411	248 Matt Duff	Nazareth Academy	23:24	7:48
412	Joseph Mcaleer	Downers Grove North	23:25	7:49
413	Ib Abdel-Rahman	Carl Sandburg	23:26	7:49
414	Sean MCGovern	Marist	23:28	7:50
415	David Martin	Maine South	23:29	7:50
416	Alex Stofa	Maine South	23:30	7:50
417	Matt Gombicki	Schaumburg	23:31	7:51
418	Steve Diliberto	Marist	23:32	7:51
419	249 Jason Slad	Nazareth Academy	23:33	7:51
420	Daniyal Ahmad	Palatine	23:37	7:53
421	Anthony Behrends	Normal Community	23:39	7:53
422	Cameron Swanson	Maine South	23:40	7:54
423	250 Michael Schaddel	Sacred Heart Griffin	23:40	7:54
424	Tray Kipp	Mahomet-Seymour	23:47	7:56
425	William Armand	Joliet Catholic	23:51	7:57
426	Nick Savides	Glenbard North	23:51	7:57
427	251 Armando Daiz	Nazareth Academy	23:58	7:59
428	Michael Raney	Normal Community	23:58	8:00
429	252 Josh Holm	Oregon	23:59	8:00
430	Adam Ariola	Normal Community	24:03	8:01
431	Tom Sullivan	Marist	24:04	8:02
432	Dan Murray	Joliet Catholic	24:07	8:03
433	253 Jacob Fields	Alleman	24:08	8:03
434	Jonathon Vanderlaan	Normal Community	24:16	8:06
435	Matt Butzen	Carl Sandburg	24:17	8:06
436	Andrew Olson	Joliet Catholic	24:30	8:10
437	Adam Hage	Marist	24:37	8:13
438	Cody Bianchetta	Schlarman	24:38	8:13
439	Dan Murphy	Marist	24:40	8:14
440	Benjamin Armstrong	Downers Grove North	24:44	8:15
441	254 Joe Harlow	Alleman	24:45	8:15
442	Brian Kubilius	Wheaton Warrenville South	24:50	8:17
443	255 Ravi Reddy	PLEASANT PLAINS	25:05	8:22
444	Joe Klatt	Northridge Prep	25:07	8:23
445	256 Chris Thomas	Porta	25:07	8:23
446	Mitch Dybas	Marist	25:18	8:26
447	Neil Duffey	Wheaton Warrenville South	25:28	8:30
448	Martin Bentley	Marist	25:38	8:33
449	Luke Jackson	Mt. Zion	25:43	8:35
450	Rob Paihr	West Chicago	26:00	8:40
451	Dillon Crosier	Normal Community	26:15	8:45
452	Ben Knitter	Maine South	26:23	8:48
453	257 Greg Nelson	PLEASANT PLAINS	26:44	8:55
454	Jake Bogdanowicz	Palatine	26:51	8:57
455	Josh Nudelmann	Highland Park	27:00	9:00
456	Joshua Chacon	Glenbard North	27:08	9:03
457	Mitch Lahood	Peoria Notre Dame	27:09	9:03
458	258 Eric Baumgartner	Wheaton Academy	27:13	9:05

459	Ott Shaun	Glenbard North	27:31	9:11
460	Ethan Kinsella	Marist	27:41	9:14
461	Max Hooper	Glenbard North	27:59	9:20
462	259 Matt MacLennan	Alleman	29:58	10:00
463	Aaron Peacher	Normal Community West	30:09	10:03
464	Brandon Yagihashi	Maine South	33:35	11:12
465	Kevin Salik	Downers Grove North	33:42	11:14
466	Ayden Zarkhah	Downers Grove North	33:42	11:14

Top of Page

2006 Notre Dame Invitational Boys Frosh-Soph Team Results.

- Lyons Township
2 3 8 9 16 (54) (55) = 38
Lyons, Janusek, Hostetler, Rieckmann, Keeler, Spatafora,
Boblick
- Elmhurst York
1 12 20 25 41 (63) (67) = 99
Sulkin, McCracken, Cecil, Johnson, Sill, Harmeyer, Martin
- Naperville North
5 11 30 32 33 (49) (53) = 111
McWilliams, Jermann, Cerutti, Herbert, Wong, Weathered, Guthrie
- Palatine
19 28 40 51 52 (58) (64) = 190
Laskowske, Perez, Bethke, Novikov, Larson, Bollman, Olson
- Schaumburg
7 13 26 34 128 (149) (160) = 208
Lesiewicz, Allman, McNamara, Heitkotter, Gomez, Perry, Breda
- Springfield
10 38 44 62 74 (242) = 228
Walwer, Stewart, Morse, Havey, Lee, Pierson
- Lincoln Way East
27 35 43 59 86 (104) (105) = 250
Wallace, Nieudorf, Panilonis, Conboy, August, Shih, Hosty
- Glenbard South
18 21 78 83 92 (183) (221) = 292
Miller, Soderberg, Kozurek, Schwemin, Rice, Burdick, Seeger

9. Highland Park
6 22 75 89 119 (162)(194) = 311
Ochoa, Ruiz, Menke, Bean, Rothschild, Mintzer, Smith
10. Marist
14 60 61 94 99 (113)(124) = 328
Haberkorn, Germino, Haberkorn, Mulhausen, Dubois, Dwyer, Salzman
11. Oak Park & River Forest
39 56 73 81 84 (143)(191) = 333
Patterson, Hague, Binns, Boblick, Binder, Kirk, Kirshman
12. Carl Sandburg
4 15 57 103 161 (184)(201) = 340
McNicholas, Hevel, Meyer, O'Flaherty, Koutavas, Keane, DeMatteo
13. Pleasant Valley
29 68 69 77 118 (130)(202) = 361
Horvat, Bozman, Rubins, Weaver, Tebbitt, Trueblood, Mack
14. Wheaton Warrenville South
36 76 87 88 93 (96)(125) = 380
Peck, Valentin, Mitchell, Cipriano, Mazzoni, Vigil, Thacker
15. Normal U-High
17 65 98 109 115 (177)(179) = 404
Husk, Saunders, Geyer, Brown, Cross, Hanson, Kroll
16. Peoria Notre Dame
46 50 71 131 155 (195)(198) = 453
Birkel, Gilbert, Elward, Bangert, Cummings, Roberts, Khoury
17. Lake Park
24 97 101 112 121 = 455
Krauss, Miller, Fergus, Layer, Nally
18. Normal Community West
37 82 100 102 139 (151)(156) = 460
Thorton, Tarmann, Baer, Wehrenberg, McDermeit, Ringer, Rupard
19. Maine South
70 80 90 91 137 (164)(165) = 468
Arenas, Lieu DJ, Prezkota, Dolan, Wallace, Lowens, Burke
20. Sacred Heart Griffin
31 42 153 166 175 (237)(250) = 567
Ryan, Fanning, McMahon, Ryan, Showtis, Cavanagh, Schaddel
21. Glenbard North
45 126 127 141 150 (163)(200) = 589
Gingras, Crosby, Houdek, Kowalczyk, Hope, Heemskerk, Drummer
22. Glenwood
48 107 123 148 176 (187)(204) = 602
Dixon, Gray, Wendel, Crowell, Stone, Pearson, Harness
23. Stanford Olympia
47 95 129 168 212 = 651
Beach, Petersen, Sparrow, Freshour, Sinn
24. Normal Community
85 106 120 169 192 (199)(213) = 672
Costello, Campbell, Jacobsen, Scott, Samp, Mueller, Campbell
25. Joliet Township
23 147 159 172 189 (229)(233) = 690
Scheuber, Bravo, Morrissette, Munoz, Oldham, Gratzke, Harvey
26. Joliet Catholic
79 108 173 174 193 (217)(241) = 727
TULLY, ROCHELEAU, EICHHOLZER, DePasqua, JUDGE, LEMKE, COLE
27. Bartlett
117 132 133 142 214 (227) = 738
Legittino, Aguas, Brhel, Gray, Moll, Sawyer

28. St. Joseph Odgen
116 135 144 154 206 (225)(244) = 755
Ford, Blaase, Johnson, Baker, White, Hargus, Bayles
29. Limestone
110 145 152 170 190 = 767
Burley, Williams, Barber, Dieg, Schwindenhammer
30. Oswego
72 146 167 210 220 = 815
Wiseman, Stewart, Figgins, Tackitt, Olson
31. Mahomet-Seymour
66 158 171 203 223 (226)(232) = 821
Mahaffey, Beck, Charter, Jarrett, Boero, Bucker, Donoho
32. Downers Grove North
114 138 157 216 228 (238)(240) = 853
DAWES, PENNINGER, ZEMEL, WILLIAMS, MONTAGUE, BARRY, MOSBY
33. West Chicago
111 182 185 186 196 (215)(245) = 860
Nelson, Muzzy, Miller, West, Russo, Morgan, McNeil
34. East Peoria
134 136 197 219 222 (224)(234) = 908
Gill, Thomas, Dunn, Eaker, Brown, Watson, Collins
35. Oregon
178 181 188 208 252 = 1007
Crawford, Randich, Todd, Kresheck, Holm
36. Wheaton Academy
140 180 218 231 239 (258) = 1008
Smith, Davis, Gibbons, Veague, Wilburn, Baumgartner
37. PLEASANT PLAINS
122 205 236 255 257 = 1075
KEENEY, KASSING, MALONEY, REDDY, NELSON
38. Porta
207 211 230 235 256 = 1139
Devine, Kuhn, Furth, Hopper, Thomas
39. Alleman
209 247 253 254 259 = 1222
Kaschke, Olvera, Fields, Harlow, MacLennan
40. Nazareth Academy
243 246 248 249 251 = 1237
Parenti, Kohs, Duff, Slad, Daiz

Top of Page

2006 Notre Dame Invitational Boys Junior Varsity Results.

1	1 Winston Zack	Wheaton Warrenville South	16:22	5:28
2	2 Ryan Patena	Lyons Township	16:30	5:30
3	3 Jake Cusack	Naperville North	16:33	5:31
4	4 Chenu Jayweckreme	Naperville North	16:36	5:32
5	5 Greg Voegtle	Schaumburg	16:37	5:33
6	6 Corey Puckett	Carl Sandburg	16:37	5:33
7	7 Bryan Arturo	Naperville North	16:39	5:33
8	8 Adam Stephens	Lyons Township	16:41	5:34
9	9 Nick Penev	Schaumburg	16:49	5:37
10	10 David Li	Naperville North	16:50	5:37
11	11 John Weatherton	Palatine	16:51	5:37
12	Mike Latona	Hersey	16:53	5:38
13	12 Ben Misak	Pleasant Valley	16:54	5:38
14	13 Joel Morrison	Wheaton Warrenville South	16:56	5:39
15	14 Tim Lesiewicz	Schaumburg	17:02	5:41
16	15 Paul Kwak	Palatine	17:03	5:41
17	Ben Zeilke	Hersey	17:06	5:42
18	16 Matt Anderson	Palatine	17:07	5:43
19	17 Casey Szulc	Lyons Township	17:07	5:43
20	18 Anthony Carrano	Lyons Township	17:10	5:44
21	19 Jared Wissmiller	Downers Grove North	17:10	5:44
22	20 Derek Box	Naperville North	17:10	5:44
23	Mike Harris	Lincoln Way East	17:13	5:45
24	21 Brett Lustgarten	Glenbard North	17:15	5:45
25	22 Sam Mortimer	Hinsdale Central	17:15	5:45
26	23 Kyle Sleik	Naperville North	17:16	5:46
27	24 Alex Phan	Pleasant Valley	17:16	5:46
28	25 Kevin Leclair	Palatine	17:17	5:46
29	26 Lewis Conley	Palatine	17:17	5:46
30	Mark Ferriera	Lincoln Way East	17:20	5:47
31	27 Jake White	Carl Sandburg	17:21	5:47
32	28 Merlin Boone	Naperville North	17:27	5:49
33	Jeremy Schuler	Naperville North	17:28	5:50
34	29 Gregory Patricoski	Wheaton Warrenville South	17:28	5:50
35	30 Ramunas Stanciauskas	Wheaton Warrenville South	17:29	5:50
36	31 Michael Lauer	Wheaton Warrenville South	17:30	5:50
37	32 Michael Ball	Downers Grove North	17:30	5:50
38	33 Cody Tebbitt	Pleasant Valley	17:32	5:51
39	34 Carter Roberts	Pleasant Valley	17:33	5:51
40	35 Evan Martin	Downers Grove North	17:33	5:51
41	36 Eric Noll	Wheaton Warrenville South	17:33	5:51
42	37 Paul Smith	Lyons Township	17:34	5:52
43	38 Nick Mortimer	Hinsdale Central	17:35	5:52
44	39 William Henry	Downers Grove North	17:35	5:52
45	40 Chris Frazzini	Carl Sandburg	17:36	5:52
46	41 Joseph Lambert	Downers Grove North	17:39	5:53
47	42 Robert Turnholt	Downers Grove North	17:40	5:54
48	43 Bill Hinderman	Carl Sandburg	17:41	5:54
49	Mike Tyliniski	Naperville North	17:46	5:56
50	44 Doug Moore	Hinsdale Central	17:47	5:56
51	45 Brian Cepuran	Palatine	17:47	5:56

52	46	Mike Schweinberg	Lyons Township	17:47	5:56
53	47	Ethan Montague	Downers Grove North	17:48	5:56
54	48	Matt Wolfson	Sacred Heart Griffin	17:51	5:57
55	49	Tim Filarski	Hinsdale Central	17:53	5:58
56	50	Jacob Niskulin	Normal Community	17:53	5:58
57	51	Brain Williams	Wheaton Warrenville South	17:54	5:58
58		John Luca	Carrollton	17:55	5:59
59		Jeff O'brien	Lincoln Way East	17:56	5:59
60	52	Tony Catalano	Carl Sandburg	17:57	5:59
61	53	Eric Erspamer	Bartlett	17:58	6:00
62	54	Eric Adams	Normal Community	17:58	6:00
63	55	Ben Farley	Glenbard North	17:59	6:00
64		Brandon Shaver	Normal U-High	17:59	6:00
65		Christopher Fox	Downers Grove North	18:00	6:00
66	56	Remington Berg	Carl Sandburg	18:01	6:01
67	57	Terrence Thigpen	Palatine	18:01	6:01
68		John Sterr	Downers Grove North	18:03	6:01
69	58	Matt Mckinney	Limestone	18:06	6:02
70		Nick Houska	Normal U-High	18:07	6:03
71	59	Eric Olson	Hinsdale Central	18:10	6:04
72		James Boudeman	Stanford Olympia	18:10	6:04
73	60	Tommy Palos	Pleasant Valley	18:11	6:04
74		Joshua Blondell	Downers Grove North	18:11	6:04
75		Eric Biehl	Stanford Olympia	18:12	6:04
76		Jeffrey Afryl	Downers Grove North	18:12	6:04
77	61	Matt Peters	Lyons Township	18:13	6:05
78		Logan Black	Naperville North	18:13	6:05
79		Jay Taylor	Lyons Township	18:14	6:05
80		Sean Mcbride	Downers Grove North	18:16	6:06
81		Joseph Malik	Downers Grove North	18:17	6:06
82	62	David Brugioni	Carl Sandburg	18:18	6:06
83		Kyle Stimpson	Lyons Township	18:20	6:07
84		Will Rante	Lyons Township	18:22	6:08
85		Mike Marik	Lyons Township	18:23	6:08
86		Darius Jones	East St. Louis Senior Hig	18:25	6:09
87		Michael Murphy	Wheaton Warrenville South	18:27	6:09
88	63	Kurt Hodges	Hinsdale Central	18:28	6:10
89	64	Matt Landstrom	Marist	18:28	6:10
90	65	Steven Kinney	Normal Community West	18:30	6:10
91		Mike Skoda	Lyons Township	18:32	6:11
92		Joe Martinez	Carl Sandburg	18:33	6:11
93		Mathew Knight	Oak Park & River Forest	18:34	6:12
94	66	Bobby Silk	Hinsdale Central	18:35	6:12
95		Matt Stork	Lyons Township	18:35	6:12
96		Leo Gonzales	Lyons Township	18:36	6:12
97	67	Trey Dhabalt	Sacred Heart Griffin	18:37	6:13
98		Andrew Bollman	Palatine	18:37	6:13
99		Mack Lewis	East St. Louis Senior Hig	18:38	6:13
100		Andrew Kretschmar	Palatine	18:39	6:13
101		Chris Wojdyla	Palatine	18:39	6:13
102		Francpiero Delmedico	Downers Grove North	18:41	6:14
103	68	Andrew Fross	Quincy	18:42	6:14
104		Jeff Dragon	Wheaton Warrenville South	18:43	6:15
105		Andy Doten	Lyons Township	18:45	6:15
106	69	Cody Clark	Limestone	18:46	6:16
107	70	Vince Kenney	Normal Community West	18:46	6:16
108		Tyler Fulks	Glenwood	18:47	6:16
109		Andrew Silk	Hinsdale Central	18:48	6:16

110	Daniel Smith	Downers Grove North	18:49	6:17
111	71 Drew Frey	Normal Community West	18:50	6:17
112	Bobby Johnson	Glenwood	18:51	6:17
113	72 Bryce Hassall	Bartlett	18:54	6:18
114	Jon O'toole	Hinsdale Central	18:56	6:19
115	Ryan Walters	Downers Grove North	18:56	6:19
116	73 Nick Garcia	Sacred Heart Griffin	18:56	6:19
117	Nicholas Rudy	Downers Grove North	18:57	6:19
118	Kyle Miller	Wheaton Warrenville South	18:59	6:20
119	74 Tom Galloway	Schaumburg	19:01	6:21
120	Jason Stegink	Maine South	19:03	6:21
121	Pat Spengler	Carl Sandburg	19:04	6:22
122	Joseph Sterr	Downers Grove North	19:07	6:23
123	75 David Elder	Bartlett	19:07	6:23
124	76 Aaron Baessler	Bartlett	19:10	6:24
125	Arturo Antonio	Palatine	19:11	6:24
126	77 Andrew Wise	Springfield	19:12	6:24
127	78 Mark Mejicano	Marist	19:13	6:25
128	Tim Hogan	Carl Sandburg	19:13	6:25
129	79 Adam Hasz	Schaumburg	19:14	6:25
130	Austen Mack-Crane	Downers Grove North	19:14	6:25
131	Adam Wilson	Downers Grove North	19:15	6:25
132	80 Clay Gordon	Normal Community West	19:15	6:25
133	81 Dan Cleinmark	Normal Community	19:16	6:26
134	David Kowalenko	Glenwood	19:17	6:26
135	82 Brad Petzold	Glenbard North	19:18	6:26
136	John Menard	Downers Grove North	19:18	6:26
137	Nathan Bell	Wheaton Warrenville South	19:20	6:27
138	83 John Wiencek	Marist	19:23	6:28
139	Michael Nickels	Oak Park & River Forest	19:24	6:28
140	Jim Doheny	Hinsdale Central	19:24	6:28
141	Thomas Anderson	Downers Grove North	19:26	6:29
142	84 Ryan Curry	Sacred Heart Griffin	19:27	6:29
143	Edwin Fonseca	Alleman	19:27	6:29
144	85 Dean Ohnemus	Quincy	19:30	6:30
145	Vinay Tamragouri	Wheaton Warrenville South	19:30	6:30
146	86 Brian Shanahan	Bartlett	19:31	6:31
147	Samuel McCreynolds	Downers Grove North	19:31	6:31
148	Robert Southard	Downers Grove North	19:33	6:31
149	87 Tony Garrow-Smith	Pleasant Valley	19:34	6:32
150	Tim Anderson	Palatine	19:34	6:32
151	Ryan Curtner	Carrollton	19:36	6:32
152	Timothy Sparacio	Downers Grove North	19:37	6:33
153	88 Logan Bresnahan	Normal Community West	19:39	6:33
154	89 Dan Soso	Marist	19:40	6:34
155	Ryan Zmora	Downers Grove North	19:41	6:34
156	90 Ben Ahrens	Sacred Heart Griffin	19:44	6:35
157	91 Alex Turner	Limestone	19:44	6:35
158	92 Quinten Hoogenboom	Glenbard North	19:49	6:37
159	93 Anthony Uy	Sacred Heart Griffin	19:52	6:38
160	Pete Taylor	Glenwood	19:56	6:39
161	94 Thomas Jamison	Springfield	19:59	6:40
162	Dustin Babler	Downers Grove North	20:01	6:41
163	Daniel Havenga	Downers Grove North	20:03	6:41
164	95 Daniel Haile	Springfield	20:05	6:42
165	Joseph Sidrys	Downers Grove North	20:06	6:42
166	Patrick McLaughlin	Wheaton Warrenville South	20:07	6:43
167	96 Gordon Mueller	Pleasant Valley	20:07	6:43

168	Nathan O'neil	Downers Grove North	20:08	6:43
169	97 Matt Loss	Normal Community	20:10	6:44
170	98 Will Burg	Springfield Lanphier	20:11	6:44
171	99 Dane Perkins	Bartlett	20:11	6:44
172	Kevin Verre	Maire South	20:12	6:44
173	100 George Chao	Normal Community	20:12	6:44
174	Luke Tecson	Downers Grove North	20:12	6:44
175	Siva Nalla	Downers Grove North	20:13	6:45
176	Steve Fox	Pleasant Valley	20:14	6:45
177	Rob Carman	Peoria Notre Dame	20:16	6:46
178	101 Mike Goff	Springfield Lanphier	20:23	6:48
179	Jordan Rowe	Mt. Zion	20:24	6:48
180	Kevin Gorman	Peoria Notre Dame	20:27	6:49
181	102 David Ghantous	Normal Community	20:29	6:50
182	103 Matt Kelly	Schaumburg	20:32	6:51
183	104 Paul Gordon	Normal Community	20:34	6:52
184	Steven Mrozak	Wheaton Warrenville South	20:35	6:52
185	105 Derek Leyendecker	Quincy	20:37	6:53
186	Matthew Eng	Wheaton Warrenville South	20:37	6:53
187	Ryan Holdridge	Wheaton Warrenville South	20:38	6:53
188	106 Daren Hamblin	Normal Community West	20:38	6:53
189	Joel Newlin	Peoria Notre Dame	20:38	6:53
190	107 Steve Schleicher	Bartlett	20:39	6:53
191	108 Brian Enright	Marist	20:40	6:54
192	109 Robert Fitzgerald	Marist	20:40	6:54
193	Robert Brown	Stanford Olympia	20:45	6:55
194	110 Mark Thomas	Schaumburg	20:45	6:55
195	Adam Goodell	Downers Grove North	20:46	6:56
196	Eric Kaplan	Bartlett	20:47	6:56
197	111 Nathan Stark	Normal Community West	20:51	6:57
198	112 Craig Kowski	Limestone	20:53	6:58
199	Drew Shradel	Pleasant Valley	20:53	6:58
200	Gary Lin	Hinsdale Central	20:55	6:59
201	Rob Lauder	Normal Community	20:57	6:59
202	113 Justin Richards	Quincy	21:00	7:00
203	Jordan Frank	Downers Grove North	21:04	7:02
204	Matt Krezwick	Carl Sandburg	21:05	7:02
205	Kevin Labno	Downers Grove North	21:07	7:03
206	114 Trevor Herbert	Springfield Lanphier	21:10	7:04
207	Aj Lopez	Normal Community	21:12	7:04
208	Sam Mcnamara	Pleasant Valley	21:13	7:05
209	Chris Mcconnell	Oswego	21:14	7:05
210	Jordan Munk	Downers Grove North	21:18	7:06
211	Shawn Sturms	Normal Community West	21:26	7:09
212	115 Michael Mansfield	Mahomet-Seymour	21:27	7:09
213	116 Phil Dempsey	Mahomet-Seymour	21:29	7:10
214	Alex Willett	Normal Community	21:34	7:12
215	Brian Hogan	Alleman	21:39	7:13
216	Mark Canzona	Carl Sandburg	21:42	7:14
217	Tom Amidei	Nazareth Academy	21:42	7:14
218	Skyler Ashley	Normal Community	21:43	7:15
219	117 Robert Galvin	Marist	21:44	7:15
220	Zachary Mcleod	Downers Grove North	21:50	7:17
221	118 Joe Logan	Mahomet-Seymour	21:55	7:19
222	Eric Thonn	Downers Grove North	21:59	7:20
223	Thomas Malleck	Downers Grove North	22:00	7:20
224	119 Zach Kniery	Springfield Lanphier	22:02	7:21
225	Fletcher Bohne	Normal Community West	22:05	7:22

226	Richard Osborn	Downers Grove North	22:07	7:23
227	Jeff Billingsley	Normal Community West	22:10	7:24
228	Luke Rodriguez	Normal Community	22:12	7:24
229	Alex Moore	Normal Community	22:12	7:24
230	Kevin Hassell	Normal Community	22:14	7:25
231	120 Tiger Logan	Quincy	22:17	7:26
232	Alex Jager	Pleasant Valley	22:23	7:28
233	121 Mike Dudas	Springfield Lanphier	22:27	7:29
234	David Mcdaniel	Mt. Zion	22:32	7:31
235	Matt Brudniewicz	Elmwood Park	22:37	7:33
236	122 Adam Olson	Springfield Lanphier	22:38	7:33
237	123 Josh Bishop	Quincy	22:41	7:34
238	124 Sean Barnwell	Springfield Lanphier	22:47	7:36
239	Steve Burrello	Springfield Lanphier	22:47	7:36
240	Patrick Hurst	Elmwood Park	22:48	7:36
241	Trenton Bodenbach	Carrollton	22:49	7:37
242	Sly Hardy	Springfield Lanphier	22:52	7:38
243	Derek Spanton	Normal Community	22:53	7:38
244	125 Thomas Thoren	Mahomet-Seymour	22:55	7:39
245	126 Nick Reed	Limestone	22:56	7:39
246	Brian Drabik	Downers Grove North	22:59	7:40
247	127 Danny Heinrich	Mahomet-Seymour	23:05	7:42
248	128 Seth Dice	Quincy	23:06	7:42
249	Jeff Mckinzie	Normal U-High	23:06	7:42
250	James Staley	Springfield Lanphier	23:12	7:44
251	Jake Caldwell	Normal Community West	23:12	7:44
252	Alexander Reed	Wheaton Warrenville South	23:26	7:49
253	Frank Alcala	Elmwood Park	23:27	7:49
254	Austin Moore	Quincy	23:40	7:54
255	Ty Conness	Downers Grove North	23:45	7:55
256	Corey Rogers	Springfield Lanphier	23:46	7:56
257	Mike Wawzenek	Nazareth Academy	23:46	7:56
258	Todd Duke	Downers Grove North	23:47	7:56
259	Philip O'keefe	Downers Grove North	23:50	7:57
260	Michael Mazurek	Wheaton Warrenville South	23:52	7:58
261	Greg Loumos	Downers Grove North	23:56	7:59
262	129 Jordan Hanley	Glenbard North	24:06	8:02
263	David Dudas	Springfield Lanphier	24:09	8:03
264	Ross Keegan	Normal Community	24:23	8:08
265	Scotty Hamilton	Normal Community	24:31	8:11
266	Mark Newman	Springfield Lanphier	24:41	8:14
267	130 Galen Brothers-Furry	Springfield	25:00	8:20
268	Lanard Hogan	Springfield Lanphier	25:01	8:21
269	131 Evan Monson	Mahomet-Seymour	25:21	8:27
270	132 Jeff Shudrowitz	Springfield	25:25	8:29
271	Taylor Smith	Downers Grove North	26:28	8:50
272	Kyle Carson	Normal Community	26:36	8:52
273	Brett Witek	Downers Grove North	26:54	8:58
274	Noah Katula	Carl Sandburg	26:57	8:59
275	Michael Drabik	Downers Grove North	27:16	9:06
276	Brendan Green	Nazareth Academy	28:07	9:23
277	Michael Gennardo	Downers Grove North	28:24	9:28
278	Chris Snyder	Springfield Lanphier	28:24	9:28
279	Terrance Harris	Springfield Lanphier	30:25	10:09
280	Christopher Priebe	Downers Grove North	37:03	12:21

Top of Page

2006 Notre Dame Invitational Boys Varsity Results.

1	1 Kevin Havel	Hersey	14:34	4:52
2	Griff Graves	Abingdon	14:41	4:54
3	2 Mike Spain	Schaumburg	14:44	4:55
4	3 Sagar Patel	Palatine	14:53	4:58
5	4 Luke Ryan	Downers Grove North	14:54	4:58
6	5 Jon Roberts	Schaumburg	14:55	4:59
7	6 Matt Smoody	Palatine	14:57	4:59
8	7 Bill Wisser	Hersey	14:59	5:00
9	8 Nathan Troester	Lincoln Way East	15:03	5:01
10	9 Noble Schermerhorn	Deerfield	15:04	5:02
11	10 Kyle Kirchner	Lincoln Way East	15:06	5:02
12	11 Cory Nanni	Normal Community West	15:09	5:03
13	12 Devin Allbaugh	Pleasant Valley	15:11	5:04
14	13 John Navarro	Glenbard South	15:13	5:05
15	14 Tom Sideras	Carl Sandburg	15:15	5:05
16	15 T R Pursell	Limestone	15:17	5:06
17	16 Kevin Adamowski	Carl Sandburg	15:20	5:07
18	17 Nick Holmes	Limestone	15:25	5:09
19	18 Kyle Gibson	Naperville North	15:26	5:09
20	19 Justin Smith	Carl Sandburg	15:27	5:09
21	20 Jim Link	Schaumburg	15:28	5:10
22	21 Myles Scott-Stirn	Lincoln Way East	15:30	5:10
23	22 Patrick Geoghegan	Oak Park & River Forest	15:31	5:11
24	23 Peter Casa	Wheaton Warrenville South	15:31	5:11
25	24 Dan Harper	Naperville North	15:32	5:11
26	25 Blake Fisher	Naperville North	15:35	5:12
27	26 Kevin O'brien	Palatine	15:36	5:12
28	27 Nathan Rutz	Schaumburg	15:37	5:13
29	28 Neal Anderson	Glenwood	15:37	5:13
30	29 Mike Trattner	Naperville North	15:38	5:13
31	30 Daniel Kuhlman	Glenbard South	15:39	5:13
32	31 Matt Dettloff	Palatine	15:39	5:13
33	32 Chuck Archer	Carl Sandburg	15:41	5:14
34	33 Alan D'ambrogio	Elmhurst York	15:42	5:14
35	34 Mark Talbot	Elmhurst York	15:42	5:14

36	Kevin Forde	Normal U-High	15:44	5:15
37	Thomas Fielder	Hinsdale Central	15:44	5:15
38	35 Eddie Lopez	Palatine	15:50	5:17
39	36 Matt Rychel	Andrew	15:51	5:17
40	37 Jon Newman	Naperville North	15:51	5:17
41	38 Ron Revord	Lincoln Way East	15:53	5:18
42	39 Kevin Campbell	Lyons Township	15:55	5:19
43	40 Mike Marbach	Carl Sandburg	15:57	5:19
44	Conner Millar	Rantoul	15:58	5:20
45	41 Justin Sebens	Mahomet-Seymour	15:58	5:20
46	42 Trace Carlson	Oregon	15:59	5:20
47	43 Neil Driscoll	Lyons Township	15:59	5:20
48	44 Chris Frank	Sacred Heart Griffin	16:00	5:20
49	45 John Sadlik	Naperville North	16:01	5:21
50	46 Jake Discipio	Lyons Township	16:01	5:21
51	47 Evan Possley	Wheaton Warrenville South	16:02	5:21
52	48 Joe Myszka	Schaumburg	16:03	5:21
53	49 Aaron Silver	Downers Grove North	16:03	5:21
54	50 Mark Amarillas	Quincy	16:04	5:22
55	51 Charlie Paul	Pleasant Valley	16:04	5:22
56	52 Mike Young	Carl Sandburg	16:04	5:22
57	53 Zach Dahleen	Carl Sandburg	16:04	5:22
58	54 Sam Kehoe	Lyons Township	16:05	5:22
59	55 Erich Seimetz	Schaumburg	16:05	5:22
60	56 Connor Williams	Andrew	16:05	5:22
61	57 Colin McCormick	Sacred Heart Griffin	16:06	5:22
62	58 Brian Burkhardt	Schaumburg	16:07	5:23
63	59 Roy Witty	Marist	16:08	5:23
64	60 Blake Irwin	Pleasant Valley	16:09	5:23
65	61 Nate Bohne	Stagg	16:09	5:23
66	62 Josh Garrett	Glenwood	16:09	5:23
67	63 Kentwan Carter	East St. Louis Senior Hig	16:10	5:24
68	Aaron Osborne	Springfield	16:11	5:24
69	64 Mike Tisza	Hersey	16:12	5:24
70	65 Alex Mourousias	Palatine	16:13	5:25
71	66 Brian Spisiak	Elmhurst York	16:13	5:25
72	67 Troy Pittman	Mahomet-Seymour	16:14	5:25
73	68 Brian Mcguire	Alleman	16:16	5:26
74	69 Roger Pinon	Quigley Prep	16:17	5:26
75	Dave Callicutt	Hinsdale Central	16:18	5:26
76	70 Mark Crowley	Lincoln Way East	16:18	5:26
77	71 Jordan Lang	Pleasant Valley	16:19	5:27
78	72 Kevin O'brien	Glenbard South	16:20	5:27
79	73 Paul Boyer	Naperville North	16:21	5:27
80	74 Michael Stoliar	Highland Park	16:21	5:27
81	Pete Richard	Hinsdale Central	16:22	5:28
82	75 Tim O'hare	Maine South	16:23	5:28
83	76 Austin Grealish	Lake Park	16:24	5:28
84	77 Nick Sustersic	Stagg	16:24	5:28
85	78 Drew Peterson	Lyons Township	16:24	5:28
86	79 Mike McCartan	Hersey	16:25	5:29
87	80 Danny McMahon	Sacred Heart Griffin	16:25	5:29
88	Jeremy Klein	Hinsdale Central	16:25	5:29
89	81 Adam Aydt	Glenwood	16:26	5:29
90	82 Jacob Midden	Sacred Heart Griffin	16:26	5:29
91	83 Ulises Reynoso	Palatine	16:26	5:29
92	84 Mark Phillips	Wheaton Academy	16:27	5:29
93	85 Tim Hird	Alleman	16:27	5:29

94	86	Carl Carbonell	Elmhurst York	16:28	5:30
95	87	Chris Poulard	Normal Community	16:28	5:30
96	88	Alex Rummelhart	Lake Park	16:29	5:30
97	89	Mike Edwards	Elmhurst York	16:29	5:30
98	90	Mitch Pajcic	Hersey	16:29	5:30
99	91	Austin O'brien	Pleasant Valley	16:30	5:30
100	92	Karl Karrasch	Maine South	16:30	5:30
101	93	Daniel Phistry	Downers Grove North	16:31	5:31
102	94	Alan Graves	Downers Grove North	16:32	5:31
103	95	Tyler Tschida	Joliet Township	16:32	5:31
104	96	Brandon Grode	Andrew	16:33	5:31
105	97	Dan Krauss	Highland Park	16:33	5:31
106	98	Casey Fergus	Lake Park	16:34	5:32
107	99	Jonny Kaufmann	Normal Community West	16:34	5:32
108	100	Joe Hosty	Lincoln Way East	16:34	5:32
109	101	Joe Sullivan	Deerfield	16:35	5:32
110	102	Scott Freidlander	Deerfield	16:35	5:32
111	103	Brett Beaugureau	Maine South	16:36	5:32
112	104	Kulayifi Haji	Lane Tech	16:38	5:33
113	105	Sean Francis	Lyons Township	16:38	5:33
114	106	Brenden Sullivan	West Chicago	16:39	5:33
115	107	Greg Staley	Glenwood	16:39	5:33
116	108	Jon Carrigan	Glenwood	16:40	5:34
117	109	Edgar Guzman	Morton(Berwyn/Cicero)	16:40	5:34
118	110	Charlie Mueller	Glenbard South	16:41	5:34
119	111	Juan Juarez	Morton(Berwyn/Cicero)	16:43	5:35
120	112	Tom Dehlin	Marist	16:43	5:35
121	113	Erik Stanton	Hersey	16:44	5:35
122	114	Eric Johansen	Hersey	16:44	5:35
123	115	Mike Della Penna	Lake Park	16:45	5:35
124	116	Mike Hemming	Pleasant Valley	16:45	5:35
125	117	Zach Switzer	Heyworth	16:45	5:35
126	118	Brett Sprague	Glenbard North	16:47	5:36
127	119	Michael Lifson	Downers Grove North	16:47	5:36
128	120	Jacob Wear	Sacred Heart Griffin	16:47	5:36
129	121	Jacob Brower	Downers Grove North	16:48	5:36
130	122	Dalton Boland	Glenbard North	16:48	5:36
131	123	Ryan Lynn	Maine South	16:49	5:37
132	124	Rick Davey	Stagg	16:50	5:37
133	125	Kevin Omahen	Andrew	16:50	5:37
134	126	Craig Watson	Lake Park	16:51	5:37
135	127	Kevin Pavnica	West Chicago	16:52	5:38
136	128	John Hamilton	Lyons Township	16:53	5:38
137	129	Matt Gatlin	Oswego	16:54	5:38
138	130	Zach Bowling	Heyworth	16:54	5:38
139	131	David Mchale	Wheaton Warrenville South	16:55	5:39
140	132	Sean Berbert	Wheaton Academy	16:55	5:39
141	133	Jesse Holliger	Normal Community West	16:56	5:39
142	134	Doug Herrera	Elmhurst York	16:56	5:39
143	135	Ken Bates	Lake Park	16:57	5:39
144	136	George Pecoraro	Joliet Township	16:58	5:40
145	137	Dan Hearne	Lincoln Way East	16:59	5:40
146	138	Cameron Pendleton	Joliet Township	16:59	5:40
147	139	Tyson Jones	Glenbard North	16:59	5:40
148	140	Andrew Becker	Downers Grove North	16:59	5:40
149	141	Brenden Metz	Plainfield South	17:00	5:40
150	142	Mike Matuszak	Glenbard North	17:01	5:41
151	143	Sergei McNulty	Deerfield	17:01	5:41

152	144	Matt Sciaivone	Maine West	17:02	5:41
153	145	Chris Mendez	Lane Tech	17:02	5:41
154	146	Bill Hopkins	Oswego	17:02	5:41
155	147	Tim Bates	Glenbard North	17:03	5:41
156	148	Jacob Barker	Pleasant Valley	17:03	5:41
157	149	Eduardo Sanchez	Lane Tech	17:03	5:41
158	150	Kent Frayn	Lane Tech	17:04	5:42
159	151	Brian Billie	Glenbard South	17:04	5:42
160	152	Frank Puschautz	Northridge Prep	17:04	5:42
161	153	Kyle Lueken	Limestone	17:08	5:43
162	154	Matt Cillick	Lake Park	17:08	5:43
163	155	Chris Gray	Glenwood	17:09	5:43
164	156	Brian Katamay	Maine West	17:09	5:43
165	157	Rojin Thomas	Elmhurst York	17:10	5:44
166	158	Eric Garcia	Oswego	17:10	5:44
167	159	Patrick Walsh	Northridge Prep	17:11	5:44
168	160	Joe Zambetti	Bartlett	17:11	5:44
169	161	Danny Bulster	Morton(Berwyn/Cicero)	17:11	5:44
170	162	Steven Ross	Normal Community West	17:11	5:44
171	163	Victor Pinon	Quigley Prep	17:12	5:44
172	164	Joel Wojcik	Lane Tech	17:12	5:44
173	165	Eric Ward	Peoria Notre Dame	17:12	5:44
174	166	Jason Zack	Wheaton Warrenville South	17:13	5:45
175	167	Tom Abell	Glenbard North	17:13	5:45
176	168	Patrick Ford	St. Joseph Odgen	17:13	5:45
177	169	Chad Carlstone	Deerfield	17:14	5:45
178	170	C.j. Watkins	Bartlett	17:14	5:45
179	171	Kevin Randolph	Marist	17:14	5:45
180	172	Orlando Manzanares	Springfield Lanphier	17:15	5:45
181	173	Rocky Barfield	Springfield Lanphier	17:15	5:45
182	174	Scott Johann	Maine West	17:16	5:46
183	175	Matthew Mitchell	Wheaton Warrenville South	17:16	5:46
184	176	Tony Cinnerella	Marist	17:18	5:46
185	177	Steve Prescott	Bartlett	17:18	5:46
186	178	Drew Mueller	Normal Community	17:19	5:47
187	179	Mark Phan	Limestone	17:19	5:47
188	180	Curtis Mccall	East St. Louis Senior Hig	17:19	5:47
189	181	David Vanderlaan	Normal Community	17:20	5:47
190	182	John Binder	Oak Park & River Forest	17:20	5:47
191	183	Brant Basting	Normal Community West	17:20	5:47
192	184	Wade Derosé	Stagg	17:22	5:48
193	185	Austin Mudd	Sacred Heart Griffin	17:22	5:48
194	186	Nic Patti	Normal Community	17:23	5:48
195	187	Jake Kaufmann	Glenbard North	17:23	5:48
196	188	Jaimse Heanifesh	Quincy	17:24	5:48
197	189	Marco Torrez	Alleman	17:24	5:48
198	190	Peter Serb	Northridge Prep	17:25	5:49
199	191	Kyle Reynolds	Limestone	17:25	5:49
200	192	David Smejkal	Wheaton Warrenville South	17:26	5:49
201	193	Greg Jeffries	Andrew	17:26	5:49
202		James Mclendon	Springfield	17:26	5:49
203	194	Colin Mccarey	Oak Park & River Forest	17:27	5:49
204	195	Dan Knapp	Peoria Notre Dame	17:27	5:49
205	196	Patrick Ryan	Sacred Heart Griffin	17:27	5:49
206	197	Filip Pilatowski	Stagg	17:28	5:50
207	198	David Lopez	Maine West	17:28	5:50
208		Noah Dunham	Pontiac Township	17:29	5:50
209	199	Jordan Harspt	St. Joseph Odgen	17:29	5:50

210	200	Brandon Johnson	Glenwood	17:29	5:50
211	201	Mark Roman	Deerfield	17:30	5:50
212	202	Tim Honig	Glenbard South	17:30	5:50
213		Jason Wagner	Waterloo	17:31	5:51
214	203	Devin Lyons	Mahomet-Seymour	17:34	5:52
215	204	Shane Leiby	East Peoria	17:34	5:52
216	205	Bob Toussaint	Stagg	17:35	5:52
217	206	Erich Hartfelder	Maine South	17:36	5:52
218	207	Ricky Mendez	Alleman	17:37	5:53
219	208	Jonny Smart	Normal Community	17:37	5:53
220		Pierce Furrow	El Paso-Gridley	17:39	5:53
221	209	Andrew Birns	Glenbard South	17:40	5:54
222	210	Caleb Young	Normal Community	17:41	5:54
223	211	Stephen Cotton	East St. Louis Senior Hig	17:42	5:54
224	212	Jeremy Hersh	Highland Park	17:42	5:54
225	213	Kyle Groenhagen	Oregon	17:43	5:55
226	214	Declan Mcdonnell	Stagg	17:43	5:55
227	215	Evan Bordewich	Quincy	17:43	5:55
228	216	Sean Swanson	Limestone	17:44	5:55
229	217	Nick Leiby	East Peoria	17:44	5:55
230	218	Dan Smith	Nazareth Academy	17:44	5:55
231	219	Andrew Prince	Springfield Lanphier	17:45	5:55
232	220	Ryan Granholm	Oak Park & River Forest	17:45	5:55
233	221	Jamarr Heanifesh	Quincy	17:46	5:56
234	222	Mike Derenzo	Wheaton Academy	17:47	5:56
235	223	Sean Bredeson Sean	Joliet Catholic	17:48	5:56
236	224	Rick Sloma	Maine West	17:48	5:56
237	225	Ben Salabura	Marist	17:49	5:57
238	226	Gerry Medina	Quigley Prep	17:50	5:57
239	227	Doug Mateas	West Chicago	17:51	5:57
240	228	Reid Basting	Normal Community West	17:52	5:58
241	229	Hassan Atabbi	Maine West	17:53	5:58
242	230	Alfred Brown	Springfield Lanphier	17:54	5:58
243	231	Tim Strohbeen	Alleman	17:54	5:58
244	232	Steve Lechner	Northridge Prep	17:55	5:59
245	233	Max Avila	Quigley Prep	17:56	5:59
246	234	Jordan Stipp	Danville	17:56	5:59
247	235	Jeff Bush	Normal Community West	17:57	5:59
248	236	Demond Carter	East St. Louis Senior Hig	17:57	5:59
249	237	Kaleb Baker	Oregon	17:58	6:00
250	238	Johnathon Buck	Quincy	17:58	6:00
251	239	Joe Fish	Oswego	17:58	6:00
252	240	Jake Ferris	Plainfield South	17:59	6:00
253	241	Timothy Watts	Oak Park & River Forest	17:59	6:00
254	242	Josh Boyer	Peoria Notre Dame	17:59	6:00
255	243	Angel Perez	Morton(Berwyn/Cicero)	18:00	6:00
256	244	Dan Brown	Oregon	18:01	6:01
257	245	Brock Williams	Limestone	18:02	6:01
258	246	Kevin Seske	Maine South	18:03	6:01
259	247	Will Scott	Andrew	18:06	6:02
260	248	Kenton Northen	St. Joseph Odgen	18:08	6:03
261	249	Bobbie Rachford	Bartlett	18:08	6:03
262	250	Omar Bruno	Morton(Berwyn/Cicero)	18:09	6:03
263	251	Nick Johnson	Bartlett	18:09	6:03
264	252	Michael Runge	Peoria Notre Dame	18:09	6:03
265	253	Chris Gallardo	Lane Tech	18:10	6:04
266	254	Nathan Bush	Alleman	18:10	6:04
267	255	Timmy Bulster	Morton(Berwyn/Cicero)	18:11	6:04

268	256	Travis Ziemke	Bartlett	18:12	6:04
269	257	Nick Ziganto	Andrew	18:13	6:05
270	258	Andrew Smith	Wheaton Academy	18:14	6:05
271	259	Chris Sally	Deerfield	18:15	6:05
272	260	Jeremiah Heanifesh	Quincy	18:16	6:06
273	261	Conner Eling	Quincy	18:16	6:06
274	262	Steve Roberts	Mahomet-Seymour	18:17	6:06
275	263	Brandon Tillema	Elmwood Park	18:18	6:06
276	264	Greg Hartwig	Bartlett	18:20	6:07
277	265	Dustin Kinkelaar	Mahomet-Seymour	18:21	6:07
278	266	Randall Peterson	Oregon	18:21	6:07
279	267	Lee Bennett	West Chicago	18:22	6:08
280	268	Richard Lowery	Danville	18:23	6:08
281	269	Mark Keating	Oak Park & River Forest	18:23	6:08
282	270	George Holohan	Northridge Prep	18:24	6:08
283	271	Tanner Buel	Highland Park	18:25	6:09
284	272	Andrew Kumler	Mahomet-Seymour	18:27	6:09
285	273	Michael Tomb	Oak Park & River Forest	18:29	6:10
286		Cody Dirks	Porta	18:31	6:11
287	274	David Musick	West Chicago	18:32	6:11
288	275	Brett Florin	Oregon	18:32	6:11
289	276	Mike Nix	St. Joseph Odgen	18:33	6:11
290	277	Trent Padovich	Oswego	18:34	6:12
291		Tyler Thomas	Decatur Eisenhower	18:35	6:12
292	278	Mason Brown	East Peoria	18:36	6:12
293	279	Kurt Rudolph	Marist	18:36	6:12
294	280	Dan Bonnell	Heyworth	18:39	6:13
295	281	Rj Baldwin	Normal Community	18:39	6:13
296		Tom Forman	El Paso-Gridley	18:40	6:14
297	282	Tim Waldvogel	Plainfield South	18:40	6:14
298	283	Jose Balbuena	Morton(Berwyn/Cicero)	18:40	6:14
299	284	Tyler Ammerman	Danville	18:41	6:14
300	285	Bill Langevin	Marist	18:43	6:15
301	286	Rigoberto Bernal	Joliet Township	18:44	6:15
302	287	Chris Milham	Maine West	18:44	6:15
303	288	Shai Weinstein	Wheaton Academy	18:45	6:15
304		Dillon Ziegler	Decatur Eisenhower	18:46	6:16
305	289	Shawn Lemke	Joliet Catholic	18:48	6:16
306	290	Ricky Galvan	Joliet Township	18:54	6:18
307		James Rick	Waterloo	18:55	6:19
308	291	Brian Schwerdtfeger	Oswego	18:56	6:19
309	292	Mario Mccottrell	East St. Louis Senior Hig	18:57	6:19
310	293	Luke Allison	St. Joseph Odgen	18:59	6:20
311	294	Dave Timm	East Peoria	19:02	6:21
312	295	Dave Alvarez	Quigley Prep	19:03	6:21
313	296	David Dzubanski	Maine South	19:05	6:22
314	297	Michael Bower	Liberty	19:06	6:22
315	298	Trent Wiewel	Liberty	19:06	6:22
316	299	John Mccombs	Joliet Township	19:10	6:24
317		Ariel Burnes	Springfield Southeast	19:13	6:25
318	300	Alan Balzer	Liberty	19:14	6:25
319	301	Jordan Thomas	Oregon	19:16	6:26
320	302	David Petersons	Wheaton Academy	19:19	6:27
321	303	Collin Price	St. Joseph Odgen	19:21	6:27
322	304	Christopher Remele	Elmwood Park	19:23	6:28
323	305	Patrick Wright	Elmwood Park	19:25	6:29
324	306	Matt Derenzo	Wheaton Academy	19:30	6:30
325	307	Mitch Konrardy	Oswego	19:32	6:31

326	Aaron Michaud	Springfield Southeast	19:35	6:32
327	Josh Smith	Waterloo	19:36	6:32
328	308 Matt Young	East Peoria	19:38	6:33
329	309 Josh Lopez	Alleman	19:38	6:33
330	310 Brock Kingsland	East Peoria	19:39	6:33
331	311 Tom Lahood	Peoria Notre Dame	19:39	6:33
332	312 Blake Colclasure	Mahomet-Seymour	19:41	6:34
333	313 Jarek Palmer	Peoria Notre Dame	19:43	6:35
334	314 Vibhav Reddy	Danville	19:45	6:35
335	315 Russ Gegenheimer	Joliet Catholic	19:47	6:36
336	316 Nick Arquelles	Quigley Prep	19:48	6:36
337	317 Matt Peseley	Peoria Notre Dame	19:50	6:37
338	Sam Robinson	Pontiac Township	19:51	6:37
339	Michael Larson	Schlarman	19:51	6:37
340	318 Hayden Kingery	Heyworth	19:52	6:38
341	319 Nate Finch	Highland Park	19:52	6:38
342	320 Arturo Vergara	Highland Park	19:57	6:39
343	321 Aris Bivens	Danville	20:00	6:40
344	322 Aaron Rush	Liberty	20:02	6:41
345	323 Bruce Scavuzzo	Quigley Prep	20:04	6:42
346	324 Patrick Clark	Liberty	20:11	6:44
347	Deron Duncan	Waterloo	20:13	6:45
348	325 Obert Jeffery	Liberty	20:13	6:45
349	Zach Palmer	Rantoul	20:15	6:45
350	326 Drew Myers	Danville	20:16	6:46
351	327 Michael Doroba	Elmwood Park	20:17	6:46
352	328 Kevin Duffels	Joliet Township	20:17	6:46
353	329 Adam Johnson	Plainfield South	20:18	6:46
354	330 Kevin Lanham	Nazareth Academy	20:20	6:47
355	331 Aaron Komoroski	Plainfield South	20:25	6:49
356	Josh Bennett	PLEASANT PLAINS	20:37	6:53
357	332 Michael Dietrich	Liberty	20:41	6:54
358	333 Tom Dinon	Nazareth Academy	20:42	6:54
359	Justin Kilby	PLEASANT PLAINS	20:53	6:58
360	334 Matt Cheek	Joliet Catholic	20:55	6:59
361	Jordan Rudzinski	Rantoul	21:07	7:03
362	335 John Thomas	Nazareth Academy	21:08	7:03
363	Jake Bultmann	Porta	21:16	7:06
364	336 Dan Mescher	Northridge Prep	21:18	7:06
365	Nathan Kalaskie	Springfield Southeast	21:37	7:13
366	337 Ryan Jarema	Joliet Catholic	21:37	7:13
367	338 Robert Roberson	Elmwood Park	21:44	7:15
368	339 Adam Slad	Nazareth Academy	21:47	7:16
369	340 Abhishek Patel	Nazareth Academy	21:47	7:16
370	Jarrood Davenport	PLEASANT PLAINS	21:49	7:17
371	341 John Milton	Heyworth	21:54	7:18
372	342 Morrqeem Hobson	Springfield Lanphier	22:02	7:21
373	343 Bobby Lee	Nazareth Academy	22:05	7:22
374	344 Damian Cesarz	Elmwood Park	22:32	7:31
375	345 Justin Kilhoffer	Heyworth	22:41	7:34
376	Mike Bean	El Paso-Gridley	22:47	7:36
377	David Schildman	PLEASANT PLAINS	22:58	7:40
378	346 Paulus Kuprys	Northridge Prep	24:06	8:02
379	347 Nick Szalinski	Joliet Catholic	24:07	8:03
380	348 John Linville	Danville	24:34	8:12
381	Hayden Patrilli	Rantoul	28:29	9:30
382	Ken Knuppel	Porta	28:40	9:34

Top of Page

2006 Notre Dame Invitational Boys Varsity Team Results.

1. Palatine
3 6 26 31 35 (65) (83) = 101
Patel, Smoody, O'Brien, Dettloff, Lopez, Mourousias, Reynoso
2. Schaumburg
2 5 20 27 48 (55) (58) = 102
Spain, Roberts, Link, Rutz, Myszka, Seimetz, Burkhardt
3. Carl Sandburg
14 16 19 32 40 (52) (53) = 121
Sideras, Adamowski, Smith, Archer, Marbach, Young, Dahleen
4. Naperville North
18 24 25 29 37 (45) (73) = 133
Gibson, Harper, Fisher, Trattner, Newman, Sadlik, Boyer
5. Lincoln Way East
8 10 21 38 70 (100) (137) = 147
Troester, Kirchner, Scott-Stirn, Revord, Crowley, Hosty, Hearne
6. Hersey
1 7 64 79 90 (113) (114) = 241
Havel, Wisser, Tisza, McCartan, Pajcic, Stanton, Johansen
7. Lyons Township
39 43 46 54 78 (105) (128) = 260
Campbell, Driscoll, Discipio, Kehoe, Peterson, Francis, Hamilton
8. Pleasant Valley
12 51 60 71 91 (116) (148) = 285
Allbaugh, Paul, Irwin, Lang, O'Brien, Hemming, Barker
9. Elmhurst York
33 34 66 86 89 (134) (157) = 308
D'Ambrogio, Talbot, Spisiak, Carbonell, Edwards, Herrera, Thomas
10. Downers Grove North
4 49 93 94 119 (121) (140) = 359
RYAN, SILVER, PHISTRY, GRAVES, LIFSON, BROWER, BECKER

11. Glenbard South
13 30 72 110 151 (202)(209) = 376
Navarro, Kuhlman, O'Brien, Mueller, Billie, Honig, Birns
12. Sacred Heart Griffin
44 57 80 82 120 (185)(196) = 383
Frank, McCormick, McMahon, Midden, Wear, Mudd, Ryan
13. Glenwood
28 62 81 107 108 (155)(200) = 386
Anderson, Garrett, Aydt, Staley, Carrigan, Gray, Johnson
14. Lake Park
76 88 98 115 126 (135)(154) = 503
Grealish, Rummelhart, Fergus, Della Penna, Watson, Bates, Cillick
15. Andrew
36 56 96 125 193 (247)(257) = 506
Rychel, Williams, Grode, Omahen, Jeffries, Scott, Ziganto
16. Deerfield
9 101 102 143 169 (201)(259) = 524
Schermerhorn, Sullivan, Freidlander, McNulty, Carlstone, Roman, Sally
17. Wheaton Warrenville South
23 47 131 166 175 (192) = 542
Casa, Possley, McHale, Zack, Mitchell, Smejkal
18. Limestone
15 17 153 179 191 (216)(245) = 555
Pursell, Holmes, Lueken, Phan, Reynolds, Swanson, Williams
19. Normal Community West
11 99 133 162 183 (228)(235) = 588
Nanni, Kaufmann, Holliger, Ross, Basting, Basting, Bush
20. Maine South
75 92 103 123 206 (246)(296) = 599
O'Hare, Karrasch, Beaugureau, Lynn, Hartfelder, Seske, Dzubanski
21. Stagg
61 77 124 184 197 (205)(214) = 643
Bohne, Sustersic, Davey, DeRose, Pilatowski, Toussaint, McDonnell
22. Glenbard North
118 122 139 142 147 (167)(187) = 668
Sprague, Boland, Jones, Matuszak, Bates, Abell, Kaufmann
23. Lane Tech
104 145 149 150 164 (253) = 712
Haji, Mendez, Sanchez, Frayn, Wojcik, Gallardo
24. Marist
59 112 171 176 225 (279)(285) = 743
Witty, Dehlin, Randolph, Cinnerella, Salabura, Rudolph, Langevin
25. Alleman
68 85 189 207 231 (254)(309) = 780
McGuire, Hird, Torrez, Mendez, Strohbeen, Bush, Lopez
26. Mahomet-Seymour
41 67 203 262 265 (272)(312) = 838
Sebens, Pittman, Lyons, Roberts, Kinkelaar, Kumler, Colclasure
27. Normal Community
87 178 181 186 208 (210)(281) = 840
Poulard, Mueller, vanderLaan, Patti, Smart, Young, Baldwin
28. Oak Park & River Forest
22 182 194 220 241 (269)(273) = 859

- Geoghegan, Binder, McCarey, Granholm, Watts, Keating, Tomb
29. Morton (Berwyn/Cicero)
109 111 161 243 250 (255)(283) = 874
Guzman, Juarez, Bulster, Perez, Bruno, Bulster, Balbuena
30. Maine West
144 156 174 198 224 (229)(287) = 896
Sciavone, Katamay, Johann, Lopez, Sloma, Atabbi, Milham
31. Quincy
50 188 215 221 238 (260)(261) = 912
AMARILLAS, HEANIFESH, BORDEWICH, HEANIFESH, BUCK, HEANIFESH,
ELING
32. Joliet Township
95 136 138 286 290 (299)(328) = 945
Tschida, Pecoraro, Pendleton, Bernal, Galvan, McCombs, Duffels
33. Oswego
129 146 158 239 277 (291)(307) = 949
Gatlin, Hopkins, Garcia, Fish, Padovich, Schwerdtfeger,
Konrardy
34. Highland Park
74 97 212 271 319 (320) = 973
Stoliar, Krauss, Hersh, Buel, Finch, Vergara
35. East St. Louis Senior Hig
63 180 211 236 292 = 982
Carter, McCall, Cotton, Carter, McCottrell
36. Wheaton Academy
84 132 222 258 288 (302)(306) = 984
Phillips, Berbert, DeRenzo, Smith, Weinstein, Petersons,
DeRenzo
37. Quigley Prep
69 163 226 233 295 (316)(323) = 986
Pinon, Pinon, Medina, Avila, Alvarez, Arguelles, Scavuzzo
38. West Chicago
106 127 227 267 274 = 1001
Sullivan, Pavnica, Mateas, Bennett, Musick
39. Oregon
42 213 237 244 266 (275)(301) = 1002
Carlson, Groenhagen, Baker, Brown, Peterson, Florin, Thomas
40. Northridge Prep
152 159 190 232 270 (336)(346) = 1003
Puschautz, Walsh, Serb, Lechner, Holohan, Mescher, Kuprys
41. Bartlett
160 170 177 249 251 (256)(264) = 1007
Zambetti, Watkins, Prescott, Rachford, Johnson, Ziemke, Hartwig
42. Springfield Lanphier
172 173 219 230 342 = 1136
Manzanares, Barfield, Prince, Brown, Hobson
43. Peoria Notre Dame
165 195 242 252 311 (313)(317) = 1165
Ward, Knapp, Boyer, Runge, LaHood, Palmer, Peseley
44. St. Joseph Odgen
168 199 248 276 293 (303) = 1184
Ford, Harspt, Northen, Nix, Allison, Price
45. Heyworth
117 130 280 318 341 (345) = 1186
Switzer, Bowling, Bonnell, Kingery, Milton, Kilhoffer
46. East Peoria
204 217 278 294 308 (310) = 1301
Leiby, Leiby, Brown, Timm, Young, Kingsland

47. Plainfield South
141 240 282 329 331 = 1323
Metz, Ferris, Waldvogel, Johnson, Komoroski
48. Danville
234 268 284 314 321 (326)(348) = 1421
Stipp, Lowery, Ammerman, Reddy, Bivens, Myers, Linville
49. Joliet Catholic
223 289 315 334 337 (347) = 1498
SEAN, LEMKE, GEGENHEIMER, CHEEK, JAREMA, SZALINSKI
50. Elmwood Park
263 304 305 327 338 (344) = 1537
Tillema, Remele, Wright, Doroba, Roberson, Cesarz
51. Liberty
297 298 300 322 324 (325)(332) = 1541
Bower, Wiewel, Balzer, Rush, Clark, Jeffery, Dietrich
52. Nazareth Academy
218 330 333 335 339 (340)(343) = 1555
Smith, Lanham, Dinon, Thomas, Slad, Patel, Lee

BOYS VARSITY – OLYMPIC DIV.

- 1 Benet Academy - 37
- 2 Illiana Christian - 55
- 3 Providence - 66
- 4 Bremen - 104
- 5 Oak Forest - - 112
- 6 Tinley Park - 160
- 7 Rich East - 171
- 8 St Laurence - 244
- 9 Rich South - 247

No Score:

Crete-Monee
Evergreen Park
Hillcrest
Joliet Catholic
Rich Central

BOYS VARSITY – CHAMPIONSHIP DIV.

- 1 Brother Rice - 67
- 2 Stagg - 80
- 3 Andrew - 96
- 4 Sandburg - 138
- 5 Bolingbrook - 138
- 6 Thornton Township - 151
- 7 Reavis - 215
- 8 Joliet towns - 219
- 9 Richards - 228
- 10 Shepard - 229
- 11 Oak Lawn - 270
- 12 TF South - 279
- 13 Bloom - 280
- 14 Eisenhower - 399

CHAMPIONSHIP VARSITY BOYS

<u>PLACE</u>	<u>NAME</u>	<u>SCHOOL</u>	<u>TIME</u>
1	Myles Garze	Bolingbrook	15.29
2	John Tessling	Bloom	15.39
3	Rich Eber	Brother Rice	15.59
4	Matt Rychel	Andrew	16.11
5	Nate Bohne	Stagg	16.19
6	John Glass	Bolingbrook	16.19
7	Matt Corley	Brother Rice	16.20
8	Wesley Sewell	Shepard	16.22
9	Nick Susteric	Stagg	16.22
10	Brandon Grode	Andrew	16.331
11	Connor Williams	Andrew	16.34
12	Tyler Tschida	Joliet Township	16.36
13	Jim Glavas	Brother Rice	16.37
14	Mike Ryndak	Bolingbrook	16.39
15	Donnovun Nush	Thornton Township	16.44
16	John Flores	Reavis	16.44
17	Kevin Omahen	Andrew	16.45
18	Corey Puckett	Sandburg	16.48
19	Tim Murphy	Brother Rice	16.54
20	Cameron Pendleton	Joliet Township	16.59
21	Wade De Rose	Stagg	17.02
22	Rick Davey	Stagg	17.08
23	Filip Pilatowski	Stagg	17.09
24	Jurl Vinegun	Thornton Township	17.12
25	Adam Currier	Brother Rice	17.13
26	Kyle McNichols	Sandburg	17.16
27	Zach Achleen	Sandburg	17.16
28	Will Stanko	OLCHS	17.18
29	Dan Hasty	Brother Rice	17.20
30	Angel Perez	Thornton Township	17.21
31	Craig Maher	OLCHS	17.22
32	Jake White	Sandburg	17.23
33	Fernando Godinez	Richards	17.24
34	Kyle Middleton	Shepard	17.27
35	Tony Catalano	Sandburg	17.29
36	Bill Hinderman	Sandburg	17.30
37	Tom Crivilone	Richards	17.31
38	Anton Jefferson	Thornton Township	17.32
39	Max Oldenburg	Reavis	17.33
40	TJ Sayre	TF South	17.35
41	Cody Eiteen	TF South	17.35
42	Chris Frazzini	Sandburg	17.35
43	Jim Murray	Richards	17.38
44	Jared Green	Thornton Township	17.40
45	Jimmy Graham	Thornton Township	17.41
46	Jason Hantek	Bolingbrook	17.44
47	Jerome Kotel	TF South	17.44
48	Jim Johnson	Reavis	17.45
49	Scott Hankes	Richards	17.46

CHAMPIONSHIP VARSITY BOYS

<u>PLACE</u>	<u>NAME</u>	<u>SCHOOL</u>	<u>TIME</u>
50	Brett Scheuber	Joliet Township	17.48
51	Leo Pathy	Stagg	17.48
52	Declan McDonnell	Stagg	17.49
53	Dan Laskowski	Reavis	17.51
54	Greg Jeffries	Andrew	17.52
55	Kyle Abrahamsen	Shepard	17.53
56	Dan Corcoran	Brother Rice	17.58
57	Justin Gertz	Bloom	17.58
58	Nick Ziganto	Andrew	17.59
59	Dan Szewczyk	Reavis	18.00
60	Kurt Nowag	Shepard	18.01
61	Ron Sherrod	Bloom	18.01
62	Will Scott	Andrew	18.11
63	Billy McGrath	TF South	18.17
64	Chris LeClair	OLCHS	18.18
65	Bob Dompeling	Eisenhower	18.27
66	Brian Hankes	Richards	18.28
67	Juan Zapata	OLCHS	18.43
68	Ricky Galvan	Joliet Township	18.46
69	Rigoberto Bernal	Joliet Township	18.56
70	Kevin Duffels	Joliet Township	18.57
71	Kevin Hardy	Bolingbrook	19.04
72	Ryan O'Neill	Shepard	19.09
73	Kevin Ekstrom-Strange	Bloom	19.13
74	James McCombs	Joliet Township	19.15
75	Tim Patula	Reavis	19.24
76	Oscar Sanchez	Eisenhower	19.30
77	Will Allen	Eisenhower	19.31
78	Joel Litterio	Reavis	19.33
79	Ainaldo Sandoval	Eisenhower	19.33
80	Mike Zero	OLCHS	19.52
81	Nasim Samra	OLCHS	19.53
82	Adrian Rodriguez	Eisenhower	20.00
83	Steve Galdek	Richards	20.06
84	Keith Vandeworken	OLCHS	20.22
85	Ken De Groh III	Shepard	20.49
86	Abel Ortiz	Bolingbrook	21.13
87	Willie Drake IV	Bloom	21.21
88	Jeremy Heim	TF South	21.23
89	Francois Kaleta	Shepard	21.24
90	Salah Khaznel	Richards	21.28
91	Chris Burusek	Bolingbrook	21.30
92	Walt Marquardt	Eisenhower	21.40

CHAMPIONSHIP SOPHOMORE BOYS


<u>PLACE</u>	<u>NAME</u>	<u>SCHOOL</u>	<u>TIME</u>
1	Ryan Kelly	Minooka	17.28
2	Rick Olmedo	Eisenhower	17.32
3	Matt Gutierrez	Bolingbrook	17.33
4	Pat Weisserber	OLCHS	17.35
5	Brian Bekoski	Minooka	17.39
6	Mike Prokop	Shepard	17.43
7	Brian Corcoran	Brother Rice	17.45
8	Jesus Hernandez	Bolingbrook	17.46
9	Chad Linhart	Andrew	17.50
10	Kyle Meyer	Sandburg	17.51
11	Brian McGrath	Andrew	17.52
12	Matt Deplaris	OLCHS	17.52
13	Dan Darling	Andrew	17.54
14	Corey Rios	Brother Rice	18.00
15	Kevin Wolz	Stagg	18.09
16	Alex Kluchki	Andrew	18.12
17	Ryan Serafino	Andrew	18.21
18	Dan Cuevas	Joliet Township	18.27
19	Julian hoshell	Minooka	18.28
20	Kunle Dearamola	Thornton Township	18.29
21	Sajith Bandara	Andrew	18.32
22	Allan Urbaniak	Shepard	18.41
23	Sterling Fobbs	Thornton Township	18.44
24	Eben Lancerio	OLCHS	18.47
25	Mike Goodale	Minooka	18.48
26	Mike Oldham	Joliet Township	18.57
27	Dave McKiernan	Andrew	19.01
28	Dennis O'Flaherty	Sandburg	19.04
29	Andrew Miller	Shepard	19.06
30	Nick Ries	Minooka	19.08
31	Chris Koutcuas	Sandburg	19.12
32	Nick Bravo	Joliet Township	19.13.3
33	Jarred Morrisette	Joliet Township	19.13.7
34	Eric currier	Brother Rice	19.14
35	Matthew Page	Bloom	19.15
36	Matthew Rodriguez	Bloom	19.20
37	Jesse Stanford	Bolingbrook	19.21
38	J.J. Frausto	Minooka	19.29
39	Trevor Spencer	Stagg	19.36
40	Tom Busen	Stagg	19.42
41	Matt Szott	Stagg	19.46
42	Rob Valeez	OLCHS	19.47
43	Greg Munoz	Joliet Township	19.50
44	Sean Tovar	Brother Rice	19.55
45	Sean Keane	Sandburg	20.03
46	Mike Everett	OLCHS	20.04

CHAMPIONSHIP SOPHOMORE BOYS

<u>PLACE</u>	<u>NAME</u>	<u>SCHOOL</u>	<u>TIME</u>
47	Jason Abbott	OLCHS	20.05
48	Sebastian Hernandez	Shepard	20.07
49	Joeie Ruettiger	Minooka	20.08
50	Tony Messina	Brother Rice	20.12
51	Montrell Grimes	Bloom	20.17
52	Chris Sarna	Stagg	20.21
53	Arthur Stringham	Richards	20.22
54	Tom Hansen	OLCHS	20.23
55	Mike Gratzke	Joliet Township	20.27
56	Pat DeMatteo	Sandburg	20.28
57	Nick DeWolf	Sandburg	20.29
58	Joe Slodyezka	Reavis	20.33
59	David Milko	Stagg	20.35
60	Adam Sahs	Brother Rice	20.37
61	Brian Cody	Brother Rice	20.45
62	Ben Pavur	Sandburg	20.51
63	Jeff Silva	Bolingbrook	21.01
64	Erick Delgado	Reavis	21.10
65	Anthony McGec	Thornton Township	21.12
66	Gary Johnson	Thornton Township	21.20
67	Phil brumbaugh	Shepard	21.26
68	Lefondro Butler	Thornton Township	21.35
69	David Mitchell	Thornton Township	21.39
70	Jeremy Muhammad	Thornton Township	21.46
71	Gintas Sidrys	Stagg	21.47
72	Jay Guerero	Shepard	21.47
73	Tony Yueung	Bolingbrook	22.07
74	Dan Hannapel	Shepard	22.23
75	Donell chenault	Richards	22.35
76	Omar Hernandez	Eisenhower	22.41
77	Kyle Berg	Joliet Township	22.41
78	Chris Lindich	Reavis	22.59
79	Zach Hagner	Bolingbrook	23.09
80	Robby McGrath	TF South	23.15
81	Mario Bovino	TF South	23.24
82	Andrew Cartwright	TF South	23.55
83	Trevor Carreon	Bloom	23.56
84	Dave Kantor	Reavis	26.23
85	Mack Swelling	Bloom	

Kreppert Kompusport Software

Computerized Sports Timing & Scoring

[Home](#)
[Up](#)
[Search](#)
[Contents](#)
[Feedback](#)


Sept. 11, 2001

And our flag was still there, o'er the Land of the Free, and the Home of the Brave.
God Bless America!

Individual Results
Final Team Standings (by points)
Final Team Standings (by time)

2006 Palatine Invitational

September 23, 2006
Boys Varsity
3.0 miles

RACE RESULTS

Course record is 0:14:00.6 by Sean McNamara of York H.S. on Sept. 25, 2004

Place	Ovral Score	School	Name	Time
1	1	Geneseo	Dan Chenoweth (Sr)	0:14:17.2
2	2	York	Michael Fry (Sr)	0:14:17.9
3	3	York	Tom Achtien (Jr)	0:14:19.9
4	4	Hersey	Kevin Havel (Jr)	0:14:23.2
5	5	Loyola Academy	Tom Robbins (Sr)	0:14:28.5
6	6	Palatine	Sagar Patel (Sr)	0:14:34.6
7	7	Palatine	Mat Smoody (Jr)	0:14:36.9
8	8	York	Nick Kuczvara (Sr)	0:14:41.8
9	9	Prairie Ridge	Ryan Hoklas (Sr)	0:14:43.1

10	10	Hersey	Billy Wisser (Jr)	0:14:43.9
11	11	St. Charles North	Scott Speare (Jr)	0:14:45.7
12	12	Prospect	David Anczyk (Sr)	0:14:46.3
13	13	Crystal Lake Central	Derek Ericson (Sr)	0:14:46.9
14	14	York	Mark Sulkin (Sr)	0:14:55.1
15	15	Sandburg	Kevin Adamowski (Sr)	0:14:57.0
16	16	Sandburg	Brad LaRocque (Sr)	0:14:58.0
17	17	St. Charles North	Chris DeSilva (Jr)	0:15:00.8
18	18	St. Charles North	Bryan Barker (Sr)	0:15:03.3
19	19	Sandburg	Tom Sideras (Sr)	0:15:04.4
20	20	Dundee Crown	Nick Nunez (Sr)	0:15:05.0
21	21	Sandburg	Justin Smith (Sr)	0:15:07.5
22	22	York	Kevin Spicer (Sr)	0:15:08.9
23	23	Loyola Academy	Matt Heniz (Sr)	0:15:09.4
24	24	Palatine	Kevin O'Brien (Jr)	0:15:11.2
25	25	Fremd	Andrew Jacobi (Sr)	0:15:14.3
26	26	Cary Grove	Weber Ryan (Sr)	0:15:14.6
27	27	Hononegah	Ryan Jacobs (Sr)	0:15:17.2
28	28	Mundelein	Mike Spillone (Sr)	0:15:17.5
29	29	St. Charles North	Zack Johnson (Sr)	0:15:19.0
30	30	Crystal Lake Central	Carson Sterchi (Jr)	0:15:20.3
31	31	Palatine	Matt Dettloff (Sr)	0:15:20.6
32	32	York	Mark Talbot (Jr)	0:15:20.9
33	33	McHenry	Curtis Weisenberger (Jr)	0:15:21.2
34	34	Prairie Ridge	Billy TenBusch (Jr)	0:15:21.5
35	35	Cary Grove	Mike Klein (Sr)	0:15:22.6
36	36	Palatine	Eddie Lopez (Jr)	0:15:24.4
37	37	Sandburg	Mike Marbach (Jr)	0:15:25.8
38	38	Barrington	Matt Barns (Jr)	0:15:27.1
39	39	Hononegah	Robert Anderson (Sr)	0:15:27.4
40	40	St. Charles North	Jose Sanchez-Vasquez (Sr)	0:15:27.8
41	41	Prospect	Mike Styzek (Jr)	0:15:29.3
42	42	Vernon Hills	Moe Bahrani (Jr)	0:15:30.1
43	43	Lyons Township	Mike Janusek (So)	0:15:32.3
44	44	Sandburg	Mike Young (Sr)	0:15:33.4
45	45	St. Charles North	Max Clink (So)	0:15:34.8
46	46	Prairie Ridge	Josh Horeled (Sr)	0:15:36.2
47	47	Barrington	Kenny Fairleigh (Sr)	0:15:36.7
48	48	Prospect	Arthur Baptist (Sr)	0:15:38.3
49	49	Lyons Township	Jake Discipio (Sr)	0:15:38.9
50	50	St. Charles East	John Deutsch (Jr)	0:15:39.7
51	51	Lyons Township	Neil Driscoll (Sr)	0:15:40.3
52	52	Sandburg	Chuck Archer (Sr)	0:15:40.8
53	53	Prairie Ridge	Harrison Bueno (Sr)	0:15:41.3
54	54	Barrington	Dan Quarfoot (Jr)	0:15:41.8
55	55	Palatine	Alex Mourousias (Jr)	0:15:42.9
56	56	Lyons Township	Kevin Campbell (Jr)	0:15:44.0
57	57	Lyons Township	Sam Kehoe (So)	0:15:44.5
58	58	Carmel	Mike Pirih (Sr)	0:15:48.2
59	59	Buffalo Grove	Clay Locke (Jr)	0:15:48.6
60	60	Maine South	Tim O'Hara (Jr)	0:15:49.0
61	61	Lyons Township	Paul Busse (Sr)	0:15:49.4
62	62	Crystal Lake Central	Tyler Whitfield (Jr)	0:15:49.9
63	63	Dundee Crown	Connor Kustief (Jr)	0:15:50.4
64	64	Hersey	Mike Tisza (Jr)	0:15:50.8
65	65	Loyola Academy	Eddie O'Connor (Sr)	0:15:52.0
66	66	Fenton	Mike Siemers (Jr)	0:15:52.5
67	67	Elgin	Yosef Tewolde (Sr)	0:15:52.9
68	68	Lake Forest	Timmy Lyons (Sr)	0:15:53.4
69	69	Maine South	Karl Karrasch (Sr)	0:15:53.8

70	70	Loyola Academy	Dan Steinfels (Jr)	0:15:55.1
71	71	Hersey	Erik Stanton (So)	0:15:55.9
72	72	Crystal Lake Central	Ben Flavin (So)	0:15:56.3
73	73	Prospect	Keith Renaud (Sr)	0:15:56.6
74	74	Fenton	Nathan Smith (So)	0:15:57.0
75	75	Loyola Academy	Mark Donohue (Fr)	0:15:57.3
76	76	St. Charles East	Blake-Sotern (Sr)	0:15:58.0
77	77	Geneseo	Ryan Kotecki (Jr)	0:15:59.2
78	78	Hononegah	Kevin Jacobs (Fr)	0:16:01.7
79	79	St. Charles East	Alex Deckrow (Sr)	0:16:02.8
80	80	Prospect	Kevin Hayek (Sr)	0:16:03.2
81	81	Crystal Lake Central	Steve Fenton (Jr)	0:16:03.5
82	82	Vernon Hills	Max Candocia (So)	0:16:03.9
83	83	York	Rojin Thomas (Jr)	0:16:04.4
84	84	Prairie Ridge	Chris Fleming (Sr)	0:16:05.9
85	85	Cary Grove	Dan Fallon (Jr)	0:16:06.1
86	86	Loyola Academy	Brian McGuire (Sr)	0:16:06.8
87	87	Loyola Academy	Jeff O'Connor (Jr)	0:16:07.4
88	88	Mundelein	Jason Khuen (Sr)	0:16:08.3
89	89	Dundee Crown	Ryan Enot (Sr)	0:16:08.8
90	90	Cary Grove	Mike McNamara (Jr)	0:16:09.3
91	91	Barrington	Mike Pfiefer (Jr)	0:16:09.7
92	92	Crystal Lake Central	Max Davies (Sr)	0:16:10.1
93	93	Hersey	Mike McCartan (Jr)	0:16:11.4
94	94	St. Charles North	Mike Strasser (Jr)	0:16:12.6
95	95	Fenton	Frank Postelnick (Jr)	0:16:14.5
96	96	Cary Grove	Dan Bartz (Jr)	0:16:14.8
97	97	Geneseo	Blake Wyffels (Sr)	0:16:15.1
98	98	Hononegah	Matt Brinkmeier (So)	0:16:15.4
99	99	Crystal Lake Central	Brian Clarke (Sr)	0:16:15.8
100	100	Prospect	Tommy Lawler (Jr)	0:16:16.4
101	101	Maine South	Ryan Lynn (So)	0:16:16.8
102	102	Buffalo Grove	Brian Cleary (Sr)	0:16:17.1
103	103	Lyons Township	Alex Lyons (So)	0:16:17.3
104	104	Libertyville	Sean Somers (Sr)	0:16:18.0
105	105	Fremd	Ashwin Iyengar (Sr)	0:16:18.5
106	106	Libertyville	Taylor Kraemer (Sr)	0:16:19.6
107	107	Lake Forest	Andrew Dewar (Jr)	0:16:21.2
108	108	Hersey	Mitch Pajcic (Jr)	0:16:21.7
109	109	St. Charles East	Patrick Matthews (Jr)	0:16:22.1
110	110	Geneseo	Josh Lodge (So)	0:16:22.5
111	111	Cary Grove	Eric Ozarowski (Sr)	0:16:22.8
112	112	Barrington	Micah Koenig (So)	0:16:23.0
113	113	Buffalo Grove	J.J. Hannigan (Sr)	0:16:23.4
114	114	Hononegah	Tommy Farrell (Jr)	0:16:23.7
115	115	McHenry	Manuel Yeverino (Jr)	0:16:26.5
116	116	Elgin	Eric DeNeui (Jr)	0:16:28.0
117	117	Mundelein	Matt Hoffmeyer (Jr)	0:16:28.8
118	118	Prospect	Alex Manaois (Sr)	0:16:30.4
119	119	Fenton	Andrew Gonzalez (So)	0:16:30.7
120	120	Buffalo Grove	Tim Cardwell (Sr)	0:16:31.8
121	121	Maine West	Matt Schiavone (Jr)	0:16:32.2
122	122	Geneseo	Nate Silver (Sr)	0:16:32.6
123	123	Fenton	Martin Heinrich (Sr)	0:16:35.0
124	124	Maine South	Erich Hartfelder (Jr)	0:16:35.7
125	125	St. Patrick	Kevin Persaud (Fr)	0:16:36.6
126	126	Prairie Ridge	Elijah Handelsman (Sr)	0:16:37.4
127	127	Vernon Hills	Luke Gorski (Jr)	0:16:38.0
128	128	Maine West	David Lopez (Sr)	0:16:38.6
129	129	Dundee Crown	Jeremy Leifel (Sr)	0:16:39.0

130	130	Buffalo Grove	Erik Solberg (Jr)	0:16:40.5
131	131	Cary Grove	Jeff Boivin (Jr)	0:16:42.2
132	132	Mundelein	Jason Langslet (Sr)	0:16:43.4
133	133	Palatine	Ulises Reynoso (Sr)	0:16:43.9
134	134	Hononegah	Jordan Wolf (Sr)	0:16:44.4
135	135	Fremd	Matt Bruns (Jr)	0:16:44.8
136	136	Carmel	Frank Huschitt (Jr)	0:16:45.4
137	137	Elgin	Edgar Rodriguez (Jr)	0:16:46.4
138	138	Hersey	Mike Latona (Sr)	0:16:47.4
139	139	Mundelein	Tony Volpentesta (Sr)	0:16:48.7
140	140	Fremd	Bobby Shields (Jr)	0:16:49.3
141	141	St. Patrick	Bryan Garcia (Fr)	0:16:50.1
142	142	Buffalo Grove	Dan Rosenthal (Sr)	0:16:50.7
143	143	Maine West	Scott Johann (Sr)	0:16:51.7
144	144	Carmel	Marcus Campione (Jr)	0:16:52.4
145	145	Mundelein	Tom Maillard (Sr)	0:16:53.7
146	146	Dundee Crown	Bob Morley (Sr)	0:16:54.8
147	147	Lake Forest	Will Chaney (Sr)	0:16:56.0
148	148	Elgin	Jose Duarte (Fr)	0:16:56.9
149	149	Maine South	Brett Beaugureau (Sr)	0:16:57.7
150	150	Libertyville	Tim Taylor (Sr)	0:16:58.3
151	151	Fremd	Matt Jacobson (Jr)	0:16:59.7
152	152	Barrington	Jon Chang (Sr)	0:17:00.6
153	153	Carmel	Kent Rieger (Jr)	0:17:01.0
154	154	Maine West	Rick Sloma (Jr)	0:17:03.1
155	155	Dundee Crown	Zack Cassidy (Sr)	0:17:06.1
156	156	Libertyville	Adam MacTaggart (Jr)	0:17:06.5
157	157	Mundelein	Tim Unger (Sr)	0:17:07.1
158	158	St. Patrick	Matthew Albert (Fr)	0:17:08.0
159	159	Hononegah	Ron Leonhardt (Sr)	0:17:08.7
160	160	Fenton	Mitchell Sopocio (Jr)	0:17:09.3
161	161	Maine West	Chris Potempa (Jr)	0:17:09.8
162	162	Lake Forest	Matt Engel (Sr)	0:17:10.5
163	163	Maine West	Hassan Atabbi (Sr)	0:17:10.8
164	164	Maine South	Kevin Seske (Jr)	0:17:11.5
165	165	Elgin	Nicholas Sienza (Sr)	0:17:12.0
166	166	Fremd	Jeff Vella (Jr)	0:17:15.6
167	167	Lake Forest	Jared Maloney (Sr)	0:17:17.4
168	168	Maine West	Chris Milham (Jr)	0:17:18.2
169	169	St. Patrick	Erik Schmidt (Jr)	0:17:18.5
170	170	Dundee Crown	Vince Caliendo (Jr)	0:17:19.0
171	171	Fenton	Arnold Montenegro (Jr)	0:17:20.4
172	172	Barrington	Prashant Jayaraman (Sr)	0:17:20.7
173	173	Libertyville	Mike Ryan (Jr)	0:17:21.1
174	174	Carmel	Joe Jeka (Jr)	0:17:22.6
175	175	Buffalo Grove	Justin Varughese (Jr)	0:17:23.5
176	176	Lake Forest	Alec Dimario (Jr)	0:17:23.9
177	177	Libertyville	Colin Quinn (Jr)	0:17:24.9
178		Homewood-Flossmoor	Arun Dahiya (Jr)	0:17:26.1
179	178	Lake Forest	Devon McDermott (Jr)	0:17:28.6
180	179	St. Patrick	Naeem Gallardo (Sr)	0:17:29.5
181	180	Prairie Ridge	Kyle Berillo (Jr)	0:17:34.2
182	181	Maine South	David Dzubanski (Sr)	0:17:40.5
183	182	Geneseo	Rob Brenny (Jr)	0:17:48.1
184	183	St. Charles East	Michael Richlak (Jr)	0:17:48.8
185	184	Carmel	James Halford (Jr)	0:17:49.5
186	185	Vernon Hills	Binet Lee (So)	0:17:52.3
187	186	St. Charles East	Nick Cramer (So)	0:17:53.8
188	187	Geneseo	Chad Ford (Fr)	0:17:55.5
189	188	St. Patrick	Steve Betancourt (Fr)	0:17:59.1

190	189	Carmel	D.J. Fairfield (Sr)	0:18:09.2
191	190	McHenry	Jake Everett (Sr)	0:18:16.1
192	191	Elgin	Joseph Whiting (Sr)	0:18:20.4
193	192	Vernon Hills	Gary Sawyer (Fr)	0:18:20.7
194	193	Elgin	Kevin Serna (Sr)	0:18:55.7
195	194	Vernon Hills	Brennan Feed (Sr)	0:19:07.8
196	195	St. Patrick	Andres Sanchez (Jr)	0:19:09.9
197	196	Vernon Hills	Robert Watson (Sr)	0:19:15.7
198	197	McHenry	Kevin Miller (Jr)	0:19:50.4
199	198	McHenry	Mike Shanahan (Jr)	0:20:08.5

Program (C) 1985-2006 Fred Kreppert, Yorkville, IL (630) 553-7245 fred@kompusport.c
Results by Kreppert Kompusport Software, Yorkville, IL http://www.kompusport.com

FINAL TEAM STANDINGS:

Place	School	Score	Scoring Places						
1	York	49	2,	3,	8,	14,	22,	32,	83
2	Palatine	104	6,	7,	24,	31,	36,	55,	133
3	Sandburg	108	15,	16,	19,	21,	37,	44,	52
4	St. Charles North	115	11,	17,	18,	29,	40,	45,	94
5	Prairie Ridge	226	9,	34,	46,	53,	84,	126,	180
6	Loyola Academy	238	5,	23,	65,	70,	75,	86,	87
7	Hersey	242	4,	10,	64,	71,	93,	108,	138
8	Prospect	254	12,	41,	48,	73,	80,	100,	118
9	Lyons Township	256	43,	49,	51,	56,	57,	61,	103
10	Crystal Lake Central	258	13,	30,	62,	72,	81,	92,	99
11	Cary Grove	332	26,	35,	85,	90,	96,	111,	131
12	Barrington	342	38,	47,	54,	91,	112,	152,	172
13	Hononegah	356	27,	39,	78,	98,	114,	134,	159
14	Geneseo	407	1,	77,	97,	110,	122,	182,	187
15	Dundee Crown	447	20,	63,	89,	129,	146,	155,	170
16	Fenton	477	66,	74,	95,	119,	123,	160,	171
17	St. Charles East	497	50,	76,	79,	109,	183,	186	
18	Maine South	503	60,	69,	101,	124,	149,	164,	181
19	Mundelein	504	28,	88,	117,	132,	139,	145,	157
20	Buffalo Grove	524	59,	102,	113,	120,	130,	142,	175
21	Fremd	556	25,	105,	135,	140,	151,	166	
22	Vernon Hills	628	42,	82,	127,	185,	192,	194,	196
23	Elgin	633	67,	116,	137,	148,	165,	191,	193
24	Lake Forest	651	68,	107,	147,	162,	167,	176,	178
25	Carmel	665	58,	136,	144,	153,	174,	184,	189
26	Libertyville	689	104,	106,	150,	156,	173,	177	
27	Maine West	707	121,	128,	143,	154,	161,	163,	168
28	McHenry	733	33,	115,	190,	197,	198		
29	St. Patrick	772	125,	141,	158,	169,	179,	188,	195
30	Homewood-Flossmoor	No Score	- Had only 1 finisher						

Program (C) 1985-2006 Fred Kreppert, Yorkville, IL (630) 553-7245 fred@kompusport.c
Results by Kreppert Kompusport Software, Yorkville, IL http://www.kompusport.com

FINAL TEAM STANDINGS: (by total team time)

Place	School	Score	Avg	Diff	Scoring Times
-------	--------	-------	-----	------	---------------

ANDREW THUNDERBOLTS

Joe Mortimer Invitational

September 28, 2006

COMBINED RESULTS

Place	School	Freshman	Sophomore	Total
1	Sandburg	120	121	241
2	Andrew	289	112	401
3	Lincoln-Way Central	310	115	425
4	Downers Grove South	133	442	575
5	St. Laurence	232	346	578
6	Illiana Christian	350	260	610
7	Oak Forest	337	294	631
8	Joliet Township	427	352	779
9	Lockport	111	748	859
10	Oak Lawn	315	554	869
11	Brother Rice	151	736	887
12	Hinsdale South	297	606	903
13	Shepard	292	658	950
14	Bolingbrook	213	757	970
15	Joliet Catholic	553	439	992
16	Lemont	741	283	1024
17	Homewood-Flossmoor	545	483	1028
18	Bremen	524	522	1046
19	Plainfield Central	462	611	1073
20	Riverside-Brookfield	362	728	1090
21	Thornton Township Coop	726	488	1214
22	Mount Carmel	756	582	1338
23	Rich Central	573	804	1377
24	T.F. South	635	832	1467
25	Hillcrest	758	808	1566
26	Eisenhower	778	831	1609
27	Richards	835	929	1764
28	Evergreen Park	876	905	1781
29	St. Rita	833	956	1789
30	Bloom	No Score	491	No Score
31	Bradley	No Score	663	No Score
32	Lincoln-Way East	No Score	171	No Score
33	Providence Catholic	No Score	1002	No Score
34	Rich South	428	No Score	No Score
35	Stagg	No Score	239	No Score
36	Tinley Park	No Score	761	No Score

JOE MORTIMER INVITATIONAL RESULTS9/28/06
FROSH1.8 MILES
@ TURTLEHEAD LAKE

	<u>NAME</u>	<u>YEAR</u>	<u>TEAM</u>	<u>TIME</u>
1	Brian Corcoran	Freshman	Br. Rice	10:09
2	Kyle Meyer	Freshman	Sandburg	10:10
3	Matt Gutierrez	Freshman	Bolingbrook	10:13
4	Mike Prokop	Freshman	Shepard	10:13
5	Jesus Hernandez	Freshman	Bolingbrook	10:15
6	Spencer Zidrach	Freshman	Downers Grove South	10:23
7	Erick Barraza	Freshman	Plainfield Central	10:24
8	Matt Lawrence	Freshman	Plainfield Central	10:28
9	Josh Lopez	Freshman	Lockport	10:41
10	Tim Testroet	Freshman	Homewood-Flossmoor	10:44
11	Ryan Tully	Freshman	Joliet Catholic	10:45
12	Samuel Robinson	Freshman	Lincoln-Way Central	10:46
13	Tony Scott	Freshman	Andrew	10:49
14	Drew Walczak	Freshman	Downers Grove South	10:55
15	Sean Tovar	Freshman	Br. Rice	10:58
16	Roy Adcock	Freshman	Lockport	10:59
17	Brandon Sheeran	Freshman	St. Laurence	10:59
18	Tom Hansen	Freshman	Oak Lawn	11:00
19	Chris Koutavas	Freshman	Sandburg	11:02
20	Robert Valdez	Freshman	Oak Lawn	11:03
21	Sean Keane	Freshman	Sandburg	11:05
22	Brandon Maralda	Freshman	Lockport	11:07
23	Lee Koepke	Freshman	Lemont	11:12
24	Matt Gierut	Freshman	Downers Grove South	11:12
25	Andy Lonergan	Freshman	Hinsdale South	11:16
26	Tim Schereck	Freshman	Andrew	11:17
27	Eddie Degitis	Freshman	Lockport	11:18
28	Jo Jo Gatherright	Freshman	Shepard	11:18
29	John Altman	Freshman	Sandburg	11:19
30	Pat Foley	Freshman	St. Laurence	11:20
31	Eric Currier	Freshman	Br. Rice	11:20
32	Vilius Bautuluskas	Freshman	Hinsdale South	11:22
33	Bridale Robinson	Freshman	Rich South	11:23
34	Dave Melone	Freshman	Riverside Brookfield	11:23
35	Nick Martz	Freshman	St. Laurence	11:24
36	Jon Kneeling	Freshman	Bremen	11:25
37	Paul Thomas	Freshman	Lockport	11:27
38	Nick Bravo	Freshman	Joliet Township	11:28
39	Bryan Conger	Freshman	Downers Grove South	11:28
40	Mark Carlson	Freshman	Bolingbrook	11:29
41	Lorren Roberts	Freshman	Rich South	11:30
42	Kark Razon	Freshman	Riverside Brookfield	11:31
43	Patrick Foley	Freshman	Lincoln-Way Central	11:31
44	Anthony McGee	Freshman	Thornton-Township	11:32
45	Matt DeJong	Freshman	Illiana Christian	11:33
46	Ryan Gunn	Freshman	Rich Central	11:34
47	Mike Schipits	Freshman	Oak Forest	11:35
48	John Tomaszewski	Freshman	Andrew	11:35
49	Nick De Wolf	Freshman	Sandburg	11:36
50	Chris Mattison	Freshman	Downers Grove South	11:37

JOE MORTIMER INVITATIONAL RESULTS

9/28/06

1.8 MILES

FROSH

@ TURTLEHEAD LAKE

	<u>NAME</u>	<u>YEAR</u>	<u>TEAM</u>	<u>TIME</u>
51	Adam Sahs	Freshman	Br. Rice	11:37
52	Brian Tempelman	Freshman	Illiana Christian	11:38
53	Brian Cody	Freshman	Br. Rice	11:39
54	Sebastian Hernandez	Freshman	Shepard	11:39
55	Jeff Silva	Freshman	Bolingbrook	11:40
56	Justin Weldon	Freshman	Andrew	11:40
57	Jeff Perino	Freshman	Sandburg	11:41
58	Joe Caffarini	Freshman	Lincoln-Way Central	11:42
59	Nouman Ali*** (no stick)	Freshman	Hinsdale South	11:43
60	Tre White	Freshman	Lockport	11:44
61	Ed Kazupski	Freshman	St. Laurence	11:45
62	Cody Moss	Freshman	Oak Forest	11:45
63	Peter Lyson	Freshman	Riverside Brookfield	11:46
64	Mike Wolf	Freshman	Sandburg	11:46
65	Korey Popko	Freshman	Illiana Christian	11:47
66	Jamal Britton	Freshman	Hillcrest	11:48
67	John Burch	Freshman	Sandburg	11:49
68	Ed McDaniel	Freshman	Oak Forest	11:49
69	Tom tinerella	Freshman	Br. Rice	11:50
70	Mat Piotrowski	Freshman	Lockport	11:50
71	Mike Honn	Freshman	Downers Grove South	11:51
72	Mike Everett	Freshman	Oak Lawn	11:52
73	Carlos Brito	Freshman	Oak Lawn	11:53
74	Luke Bronson	Freshman	Bremen	11:54
75	Craig Toren	Freshman	Illiana Christian	11:54
76	TJ Ryan	Freshman	Oak Forest	11:56
77	Bryan Clark	Freshman	Homewood-Flossmoor	11:56
78	Marco Gutierrez	Freshman	Joliet Township	11:59
79	Mike Koltis	Freshman	Hinsdale South	12:00
80	Jerry Hall	Freshman	Bremen	12:01
81	Mike Knapzyk	Freshman	Lockport	12:02
82	Nathan Reedy	Freshman	Mount Carmel	12:03
83	Ukeme Ebong	Freshman	Rich Central	12:03
84	Pathik Gandhi	Freshman	Oak Forest	12:04
85	Steve Strunka	Freshman	Lockport	12:04
86	Darren Burks	Freshman	Rich South	12:05
87	Pat Gadawski	Freshman	Sandburg	12:05
88	Mario Bovino	Freshman	T.F. South	12:06
89	Bob Derango	Freshman	St. Laurence	12:07
90	Jake Ranallo	Freshman	Plainfield Central	12:07
91	Jeff Cole	Freshman	Joliet Catholic	12:08
92	Jake Harvey	Freshman	Joliet Township	12:08
93	Sal Marquez	Freshman	St. Laurence	12:09
94	Joe Alfano	Freshman	Br. Rice	12:10
95	Tim Short	Freshman	Shepard	12:11
96	Larry Navaez	Freshman	St. Laurence	12:11
97	Pierre Hurley	Freshman	Lincoln-Way Central	12:12
98	Pat Williams	Freshman	St. Laurence	12:12
99	Matt Crescent	Freshman	T.F. South	12:13
100	Matt Beary	Freshman	Lincoln-Way Central	12:16

JOE MORTIMER INVITATIONAL RESULTS**9/28/06****1.8 MILES****FROSH****@ TURTLEHEAD LAKE**

	<u>NAME</u>	<u>YEAR</u>	<u>TEAM</u>	<u>TIME</u>
101	Erik Benard	Freshman	Downers Grove South	12:16
102	Kevin Onchuck	Freshman	Hinsdale South	12:17
103	Sam Miles	Freshman	Downers Grove South	12:18
104	Mike Ramsey	Freshman	Lincoln-Way Central	12:20
105	Phil High	Freshman	Rich South	12:20
106	Shawn Barowsky	Freshman	Lockport	12:21
107	Kyle Berg	Freshman	Joliet Township	12:21
108	Taylor Zarremba	Freshman	Riverside Brookfield	12:22
109	Louis DeBella	Freshman	Sandburg	12:23
110	Tony Yueung	Freshman	Bolingbrook	12:23
111	Dan Hannapel	Freshman	Shepard	12:26
112	Josh Wegler	Freshman	Joliet Township	12:29
113	Jon Oberheim	Freshman	Illiana Christian	12:32
114	Omar Hernandez	Freshman	Eisenhower	12:32
115	Alex Majolic	Freshman	Riverside Brookfield	12:33
116	Eric Binter	Freshman	Downers Grove South	12:33
117	Donell Chenault	Freshman	Richards	12:34
118	Jay Guererro	Freshman	Shepard	12:34
119	Jonathan Bropork	Freshman	Riverside Brookfield	12:35
120	Mike Sitter	Freshman	Riverside Brookfield	12:40
121	Connor Tafle	Freshman	St. Rita	12:43
122	Robby McGrath	Freshman	T.F. South	12:48
123	Raphael Gonzalez	Freshman	Br. Rice	12:49
124	Alex Campos	Freshman	Joliet Township	12:53
125	Tyler Wilson	Freshman	Rich Central	12:55
126	Patrick Blanchet	Freshman	Shepard	12:56
127	Alex Buzgau	Freshman	Eisenhower	12:58
128	Leo Pratt	Freshman	Homewood-Flossmoor	13:01
129	Chuck LaFaire	Freshman	Oak Forest	13:01
130	Jimmy Mossberger	Freshman	Joliet Township	13:05
131	Tim Roberts	Freshman	Joliet Township	13:07
132	Andy Weisgerber	Freshman	Oak Lawn	13:07
133	Adonis Bailey	Freshman	Shepard	13:09
134	Dan Murray	Freshman	Joliet Catholic	13:10
135	Zach Hagner	Freshman	Bolingbrook	13:10
136	Mike Herman	Freshman	Downers Grove South	13:11
137	Mike Maloney	Freshman	Mount Carmel	13:11
138	Matt Kirwan	Freshman	Shepard	13:12
139	Austin Chalkey	Freshman	Joliet Catholic	13:13
140	Matt Butzan	Freshman	Sandburg	13:14
141	Devante McCloud	Freshman	Rich Central	13:25
142	Nick Swanson	Freshman	Downers Grove South	13:25
143		Freshman	Hinsdale South	13:26
144	Pat Carroll	Freshman	Br. Rice	13:26
145	Kelis King	Freshman	Thornton-Township	13:36
146	Arya Mohaimani	Freshman	Andrew	13:37
147	Matt Berglund	Freshman	Br. Rice	13:42
148	Andrew Cartwright	Freshman	T.F. South	13:42
149	Robert Mandes	Freshman	Oak Lawn	13:43
150	Zach Recard	Freshman	Shepard	13:43

JOE MORTIMER INVITATIONAL RESULTS**9/28/06****1.8 MILES****FROSH****@ TURTLEHEAD LAKE**

	<u>NAME</u>	<u>YEAR</u>	<u>TEAM</u>	<u>TIME</u>
151	Cody Reed	Freshman	Shepard	13:43
152	Max Butzbach	Freshman	Homewood-Flossmoor	13:44
153	Eric Ouinette	Freshman	Br. Rice	13:45
154	Antoine Ollison	Freshman	Joliet Township	13:45
155	Robert Gertos	Freshman	Oak Lawn	13:46
156	Matt Garrison	Freshman	Bremen	13:55
157	Ryan Robinson	Freshman	Shepard	13:58
158	Alex Westphal	Freshman	Oak Forest	14:04
159	Andrew Soulian	Freshman	Oak Forest	14:10
160	Quinton Ford	Freshman	Downers Grove South	14:13
161	Jaylen Wilson	Freshman	Hillcrest	14:27
162	Jamal Hubbard	Freshman	Oak Forest	14:31
163	Wesley Brown	Freshman	Rich South	14:31
164	Dylan Curry	Freshman	Joliet Township	14:37
165		Freshman	Hinsdale South	14:54
166	Sean Williams	Freshman	Br. Rice	14:58
167		Freshman	Hinsdale South	15:07
168		Freshman	Hinsdale South	15:08
169	Tristan Britt	Freshman	Evergreen Park	15:09
170	Matt Bailey	Freshman	Evergreen Park	15:29
171	Cole Krupa	Freshman	Oak Forest	15:59
172	Ian Paetow	Freshman	Br. Rice	16:07
173		Freshman	Hinsdale South	16:10
174	Brandon Randle	Freshman	Hillcrest	16:22
175	Steve Scheide	Freshman	St. Rita	16:45
176	Keith Burghgraef	Freshman	Illiana Christian	17:05
177	Bo Turczi	Freshman	Illiana Christian	19:09

JOE MORTIMER INVITATIONAL RESULTS

9/28/06

2.83 MILES

SOPH

@ TURTLEHEAD LAKE

	<u>NAME</u>	<u>YEAR</u>	<u>TEAM</u>	<u>TIME</u>
1	Zach Dahleen	Sophomore	Sandburg	15:26
2	Craig Scheivie	Sophomore	Downers Grove South	15:58
3	Neal Casey	Sophomore	Lemont	16:00
4	Kyle McNicholas	Sophomore	Sandburg	16:01
5	Ethan Simmons	Sophomore	Lincoln-Way Central	16:01
6	Ralph Woolard	Sophomore	Oak Forest	16:13
7	Filip Pilatowski	Sophomore	Stagg	16:20
8	Paulius Dragunas	Sophomore	Hinsdale South	16:28
9	Rick Olmedo	Sophomore	Eisenhower	16:32
10	Cody Eitzen	Sophomore	T.F. South	16:35
11	Tom Willmot	Sophomore	Lincoln-Way Central	16:36
12	Brett Scheuber	Sophomore	Joliet Township	16:38
13	Kunle Daramla	Sophomore	Thornton-Township	16:41
14	Mike Carlson	Sophomore	St. Laurence	16:42
15	Dan Darling	Sophomore	Andrew	16:43
16	Brian McGrath	Sophomore	Andrew	16:44
17	Nolan Grace	Sophomore	Bradley	16:46
18	Mark Bohdan	Sophomore	Lockport	16:48
19	Tom Van Kley	Sophomore	Illiana Christian	16:48
20	Chad Linhart	Sophomore	Andrew	16:49
21	Kevin Wolz	Sophomore	Stagg	16:50
22	Miguel Alvarez	Sophomore	Riverside-Brookfield	16:51
23	Nathan Sprietzer	Sophomore	Lincoln-Way Central	16:54
24	Joe Pavilonis	Freshman	Lincoln-Way East	16:54
25	Adam Noreen	Sophomore	Tinley Park	16:55
26	Cory Rios	Sophomore	Br. Rice	16:55
27	Matt DePlaris	Sophomore	Oak Lawn	16:58
28	Alex Kluchki	Sophomore	Andrew	16:59
29	Chris Batzel	Sophomore	St. Laurence	16:59
30	Jim Conboy	Freshman	Lincoln-Way East	17:00
31	Patrick Chojnacki	Sophomore	Lincoln-Way Central	17:01
32	Elliot Hevel	Sophomore	Sandburg	17:05
33	Sajith Bandara	Sophomore	Andrew	17:07
34	Dave McKiernan	Sophomore	Andrew	17:09
35	Luke Krygsheld	Sophomore	Illiana Christian	17:11
36	Ryan Serafino	Sophomore	Andrew	17:17
37	Dan August	Freshman	Lincoln-Way East	17:19
38	Mytchel Scott-Stirn	Freshman	Lincoln-Way East	17:19
39	Mike Moreno	Sophomore	Hinsdale South	17:21
40	Julio Martinez	Sophomore	Plainfield Central	17:22
41	Adam Pronoitis	Sophomore	Sandburg	17:23
42	Sean Hosty	Freshman	Lincoln-Way East	17:24
43	Dennis O'Flaherty	Sophomore	Sandburg	17:25
44	Jonathan Walker	Sophomore	Rich Central	17:27
45	Joe Gasca	Sophomore	Lincoln-Way Central	17:39
46	Nick Fimek	Sophomore	Lincoln-Way East	17:40
47	Brett Rocheleau	Sophomore	Joliet Catholic	17:42
48	Allan Urbanaik	Sophomore	Shepard	17:44
49	Ebenezer Lancerio	Sophomore	Oak Lawn	17:45
50	Matthew Rodriguez	Freshman	Bloom Township	17:46

JOE MORTIMER INVITATIONAL RESULTS

9/28/06

SOPH

2.83 MILES

@ TURTLEHEAD LAKE

	<u>NAME</u>	<u>YEAR</u>	<u>TEAM</u>	<u>TIME</u>
51	Austin Wallace	Sophomore	Lincoln-Way East	17:47
52	Sterling Fobbs	Sophomore	Thornton-Township	17:49
53	Danny Eichholzer	Sophomore	Joliet Catholic	17:50
54	Steve Szyal	Sophomore	Andrew	17:51
55	Dan Niemiec	Sophomore	Lemont	17:51
56	Jesse Stanford	Sophomore	Bolingbrook	17:52
57	Jacob Adams	Sophomore	Stagg	17:53
58	Emmett Houlihan	Sophomore	Homewood-Flossmoor	17:54
59	Pat McAllister	Sophomore	St. Laurence	17:55
60	Joe Johnson	Sophomore	Downers Grove South	17:55
61	Matt Krolic	Sophomore	Oak Forest	17:58
62	Mike Bullock	Sophomore	Illiana Christian	17:59
63	Andrew Miller	Sophomore	Shepard	18:01
64	Steve Ahlgrim	Sophomore	Lincoln-Way Central	18:01
65	Montrell Grimes	Freshman	Bloom Township	18:01
66	DJ White	Sophomore	Illiana Christian	18:02
67	Noel Biggs	Sophomore	Bremen	18:03
68	Ethan Wood	Sophomore	Lemont	18:04
69	Mike Oldham	Sophomore	Joliet Township	18:04
70	Matt Szott	Freshman	Stagg	18:05
71	Matthew Page	Sophomore	Bloom Township	18:08
72	Sam Pedley	Sophomore	Oak Forest	18:08
73	Kol Karas	Sophomore	Oak Forest	18:10
74	Shawn Buras	Sophomore	Lincoln-Way Central	18:13
75	Julius Medez	Freshman	Lincoln-Way East	18:17
76	Brian DePasqua	Sophomore	Joliet Catholic	18:21
77	Steve Dillenberg	Sophomore	Lemont	18:22
78	Joel Crevier	Sophomore	Illiana Christian	18:23
79	Greg Munoz	Sophomore	Joliet Township	18:24
80	Ryan Abernathy	Sophomore	Lemont	18:25
81	John Tervanis	Sophomore	St. Laurence	18:26
82	Fred Soppet	Sophomore	Oak Forest	18:27
83	Phil Rizzo	Sophomore	Evergreen Park	18:27
84	Ben Greer	Freshman	Stagg	18:29
85	Pat DeMatteo	Sophomore	Sandburg	18:31
86	Johnathan Brown	Sophomore	Bolingbrook	18:32
87	Anthony Zinn	Sophomore	Homewood-Flossmoor	18:34
88	Kyle Woods	Sophomore	Lemont	18:34
89	Pat Reilly	Sophomore	Lincoln-Way East	18:35
90	Jarred Morrisette	Sophomore	Joliet Township	18:35
91	Alex Gleason	Freshman	Lincoln-Way East	18:36
92	Charles Carbonel	Sophomore	Plainfield Central	18:37
93	Richard Sparks	Sophomore	Stagg	18:37
94	Jed Oyeyemi	Sophomore	Hillcrest	18:40
95	Tony Messina	Sophomore	Br. Rice	18:40
96	Nick Cielicki	Sophomore	Lincoln-Way East	18:41
97	Joshua Moore	Sophomore	Mount Carmel	18:44
98	Adam Dreyfus	Sophomore	Homewood-Flossmoor	18:45
99	Sam Gerald	Sophomore	Hillcrest	18:47
100	Dave Prieto	Sophomore	Bremen	18:48

JOE MORTIMER INVITATIONAL RESULTS9/28/06
SOPH2.83 MILES
@ TURTLEHEAD LAKE

	<u>NAME</u>	<u>YEAR</u>	<u>TEAM</u>	<u>TIME</u>
101	Evan Porter	Sophomore	Lincoln-Way Central	18:49
102	Mike Gratzke	Sophomore	Joliet Township	18:50
103	Chris Sarna	Freshman	Stagg	18:52
104	Thomas Busen	Freshman	Stagg	18:56
105	Jon Dennison	Sophomore	Homewood-Flossmoor	19:02
106	Doug Gaines	Freshman	Lincoln-Way East	19:03
107	Matt Morgan	Sophomore	Downers Grove South	19:10
108	Scott Kamp**	Sophomore	Illiana Christian	19:11
109	Kyle Judge	Sophomore	Joliet Catholic	1:12
110	Joe Badagliacco	Sophomore	Bremen	19:15
111	Matt Pavlacka	Freshman	Lincoln-Way East	19:17
112	Ben Paur	Sophomore	Sandburg	19:20
113	Arthur Stringham	Sophomore	Richards	19:24
114	Kevin Hearne	Freshman	Lincoln-Way East	19:26
115	Mick Johnson	Sophomore	Illiana Christian	19:27
116	Ed Erickson	Sophomore	Downers Grove South	19:28
117	Michael Pulido	Sophomore	Mount Carmel	19:28
118	Joel Clavising	Sophomore	Illiana Christian	19:29
119	Matt Houser	Sophomore	Mount Carmel	19:29
120	David Milko	Sophomore	Stagg	19:31
121	Matt Pallissard	Sophomore	Bradley	19:32
122	Steve Fuentes	Sophomore	Bremen	19:34
123	Joe Erffmeyer	Sophomore	Bremen	19:35
124	Daniel Carroll	Sophomore	Mount Carmel	19:36
125	Chris Growcock	Sophomore	Mount Carmel	19:39
126	Mark Piechalak	Sophomore	Stagg	19:40
127	Dave Newman	Sophomore	Oak Forest	19:40
128	Dan Krzak	Freshman	Lincoln-Way East	19:43
129	Gintas Sidrys	Sophomore	Stagg	19:43
130	Tanner Bruch	Sophomore	Bradley	19:44
131	Brandon O'Neil	Sophomore	Tinley Park	19:45
132	Joshua Gasienica	Sophomore	Stagg	19:45
133	Sean Lenckus	Sophomore	Plainfield Central	19:46
134	Dave Straple**	Sophomore	St. Rita	19:47
135	Jordan Daley	Sophomore	Homewood-Flossmoor	19:50
136	Hristo Minchev	Sophomore	Riverside-Brookfield	19:51
137	Gary Johnson	Sophomore	Thornton-Township	19:53
138	Phil Brumbaugh	Sophomore	Shepard	19:57
139	Justin Colunga	Sophomore	Lockport	19:57
140	Jeremy Muhammad	Sophomore	Thornton-Township	20:00
141	Mike Leli	Sophomore	Mount Carmel	20:01
142	Bobby Garza	Sophomore	Plainfield Central	20:01
143	Andrew Gadziak	Sophomore	Lincoln-Way East	20:03
144	Jon Gaeta	Sophomore	Andrew	20:04
145	Anthony Hullum	Freshman	Bloom Township	20:07
146	Lefondro Butler	Sophomore	Thornton-Township	20:10
147	Jason Abbott	Sophomore	Oak Lawn	20:13
148	Craig Kallemeyn	Sophomore	Illiana Christian	20:14
149	Mike Flores	Sophomore	Joliet Township	20:18
150	Steve Crane	Sophomore	Andrew	20:22

JOE MORTIMER INVITATIONAL RESULTS

9/28/06

2.83 MILES

SOPH

@ TURTLEHEAD LAKE

	<u>NAME</u>	<u>YEAR</u>	<u>TEAM</u>	<u>TIME</u>
151	John Walsh	Freshman	Stagg	20:23
152	David Mitchell	Sophomore	Thornton-Township	20:30
153	Pat Prunty	Sophomore	Lincoln-Way Central	20:31
154	Justin Sitton	Sophomore	Joliet Catholic	20:36
155	Chris Rice	Freshman	Stagg	20:37
156	Yazan Hamide	Freshman	Stagg	20:40
157	Steve Wong	Sophomore	Downers Grove South	20:42
158	Brian Koltz	Sophomore	Oak Lawn	20:44
159	Nick Hlado	Sophomore	Andrew	20:44
160	Joseph Villarreal	Freshman	Bloom Township	20:00
161	Mark Adams	Sophomore	Rich Central	20:55
162	Jake King	Sophomore	Lincoln-Way East	20:55
163	Ryan Aderman	Sophomore	St. Laurence	21:00
164	Richie Magadlon	Sophomore	Riverside-Brookfield	21:02
165	Zak Hellan	Sophomore	Joliet Township	21:02
166	Tyler Jones	Sophomore	Joliet Catholic	21:08
167	Matt Smith	Sophomore	Illiana Christian	21:14
168	Jabril Speed	Sophomore	Thornton-Township	21:19
169	Miguel Arias	Sophomore	Joliet Township	21:19
170	John Brassea	Freshman	Lincoln-Way East	21:20
171	Christian Moreno	Sophomore	Hinsdale South	21:21
172	Marty Mavec	Sophomore	Joliet Township	21:22
173	Bruce Cheek	Sophomore	Oak Lawn	21:23
174	Ian Toppett	Freshman	Lincoln-Way East	21:26
175	Roger Powers	Sophomore	Illiana Christian	21:35
176	Carlos Rivera	Freshman	Stagg	21:36
177	Bill Armand	Sophomore	Joliet Catholic	21:42
178	Ryan Machay	Freshman	Lincoln-Way East	22:04
179	Jared Shlensky	Freshman	Stagg	22:10
180	Anthony Netzel	Sophomore	Providence Catholic	22:11
181	Trevor Carreon	Sophomore	Bloom Township	22:17
182	Alex Weitzel	Sophomore	Lockport	22:19
183	Adam Dehoyos	Freshman	Bloom Township	22:23
184	David Auclair	Sophomore	Hinsdale South	22:26
185	Santiago Del Real	Sophomore	Mount Carmel	22:30
186	Matt Ivancic	Freshman	Stagg	22:40
187	Eric Jones	Sophomore	Thornton-Township	22:48
188	Joseph South	Sophomore	Thornton-Township	23:00
189	Josh Eiermann	Sophomore	Andrew	23:14
190	Raymond Davis	Sophomore	Rich Central	23:14
191	Riley Lalumendre	Sophomore	Bradley	23:20
192	Tyler Flynn	Sophomore	Andrew	23:20
193	Brett Ryan	Sophomore	Oak Forest	23:45
194	Mack Snelling	Freshman	Bloom Township	23:48
195	Ryan Kaput	Sophomore	Mount Carmel	23:48
196	Keifer Thomas	Sophomore	Tinley Park	23:51
197	Austin Getzloff	Sophomore	Oak Forest	24:01
198	Chris Adams	Freshman	Bloom Township	24:28
199	Kruten Patel	Sophomore	Joliet Catholic	25:05
200	Irvin Carreon	Sophomore	Thornton-Township	25:49
201	Roberto Hoppenwrath	Sophomore	Richards	26:12

ANDREW THUNDERBOLTS

Joe Mortimer Invite (Frosh)
1.80 Miles

September 28, 2006

Place	School	Top Five Places					Points
1	Lockport	9	16	22	27	37	111
2	Sandburg	2	19	21	29	49	120
3	Downers Grove South	6	14	24	39	50	133
4	Brother Rice	1	15	31	51	53	151
5	Bolingbrook	3	5	40	55	110	213
6	St. Laurence	17	30	35	61	89	232
7	Andrew	13	26	48	56	146	289
8	Shepard	4	28	54	95	111	292
9	Hinsdale South	25	32	59	79	102	297
10	Lincoln-Way Central	12	43	58	97	100	310
11	Oak Lawn	18	20	72	73	132	315
12	Oak Forest	47	62	68	76	84	337
13	Illiana Christian	45	52	65	75	113	350
14	Riverside-Brookfield	34	42	63	108	115	362
15	Joliet Township	38	78	92	107	112	427
16	Rich South	33	41	86	105	163	428
17	Plainfield Central	7	8	90	178	179	462
18	Bremen	36	74	80	156	178	524
19	Homewood-Flossmoor	10	77	128	152	178	545
20	Joliet Catholic	11	91	134	139	178	553
21	Rich Central	46	83	125	141	178	573
22	T.F. South	88	99	122	148	178	635
23	Thornton Township Coop	44	145	178	179	180	726
24	Lemont	23	178	179	180	181	741
25	Mount Carmel	82	137	178	179	180	756
26	Hillcrest	66	161	174	178	179	758
27	Eisenhower	114	127	178	179	180	778
28	St. Rita	121	175	178	179	180	833
29	Richards	117	178	179	180	181	835
30	Evergreen Park	169	170	178	179	180	876
31	Bloom						No Score
32	Bradley						No Score
33	Lincoln-Way East						No Score
34	Providence Catholic						No Score
35	Stagg						No Score
36	Tinley Park						No Score

ANDREW THUNDERBOLTS

Joe Mortimer Invite (Soph) 2.83 Miles

September 28, 2006

Place	School	Top Five Places					Points
1	Andrew	15	16	20	28	33	112
2	Lincoln-Way Central	5	11	23	31	45	115
3	Sandburg	1	4	32	41	43	121
4	Lincoln-Way East	24	30	37	38	42	171
5	Stagg	7	21	57	70	84	239
6	Illiana Christian	19	35	62	66	78	260
7	Lemont	3	55	68	77	80	283
8	Oak Forest	6	61	72	73	82	294
9	St. Laurence	14	29	59	81	163	346
10	Joliet Township	12	69	79	90	102	352
11	Joliet Catholic	47	53	76	109	154	439
12	Downers Grove South	2	60	107	116	157	442
13	Homewood-Flossmoor	58	87	98	105	135	483
14	Thornton Township Coop	13	52	137	140	146	488
15	Bloom	50	65	71	145	160	491
16	Bremen	67	100	110	122	123	522
17	Oak Lawn	27	49	147	158	173	554
18	Mount Carmel	97	117	119	124	125	582
19	Hinsdale South	8	39	171	184	204	606
20	Plainfield Central	40	92	133	142	204	611
21	Shepard	48	63	138	204	205	658
22	Bradley	17	121	130	191	204	663
23	Riverside-Brookfield	22	136	164	202	204	728
24	Brother Rice	26	95	204	205	206	736
25	Lockport	18	139	182	204	205	748
26	Bolingbrook	56	86	204	205	206	757
27	Tinley Park	25	131	196	204	205	761
28	Rich Central	44	161	190	204	205	804
29	Hillcrest	94	99	204	205	206	808
30	Eisenhower	9	204	205	206	207	831
31	T.F. South	10	204	205	206	207	832
32	Evergreen Park	83	204	205	206	207	905
33	Richards	113	201	204	205	206	929
34	St. Rita	134	204	205	206	207	956
35	Providence Catholic	180	204	205	206	207	1002
36	Rich South						No Score

38th Annual Pow-Wow Invitational

September 30, 2006
Championship Flight
3.0 miles

RACE RESULTS

Place	School	Name	Time
1	Geneseo	Dan Chenoweth (Sr)	0:15:01.6
2	Lincoln-Way Central	Mark Battista (Sr)	0:15:05.2
3	Sandburg	Kevin Adamowski (Sr)	0:15:24.0
4	Palatine	Sagar Patel (Sr)	0:15:31.0
5	Crystal Lake Central	Derek Ericson (Sr)	0:15:32.1
6	Lincoln-Way East	Nathan Troester (Jr)	0:15:37.9
7	Bolingbrook	Myles Garza (Sr)	0:15:43.7
8	Wheaton-Warrenville South	Peter Casa (Jr)	0:15:45.9
9	New Trier	Mike Schmidt (Jr)	0:15:50.0
10	Downers Grove North	Luke Ryan (Sr)	0:15:55.3
11	York JV	Steve Sulkin (So)	0:15:57.1
12	Oak Park-River Forest	Patrick Geoghegan (Jr)	0:16:00.5
13	Naperville Central	Stephen Couch (Jr)	0:16:13.0
14	Willowbrook	Jeff Stapleton (Jr)	0:16:16.3
15	Highland Park	Mike Stoliar (Sr)	0:16:16.7
16	Hononegah	Robert Anderson (Sr)	0:16:25.0
17	Shepard	Wesley Sewell (Sr)	0:16:30.2
18	Stagg	Nate Bohne (Jr)	0:16:31.3
19	Glenbard East	Brian Peters (Jr)	0:16:33.3
20	Glenbard North	Tyson Jones (Sr)	0:16:40.5
21	Joliet Township	Tyler Tschida (Jr)	0:16:44.9
22	Belvidere	Joe Schmidbauer (Jr)	0:16:57.9
23	Thornton Co-Op	Josh Washington (Sr)	0:17:01.7
24	Oak Forest	Brian Frank (Sr)	0:17:06.3
25	Marian Catholic	Adam Brzeszkiewicz (Sr)	0:17:18.1
26	Rockford Jefferson	Hector Racheco (Sr)	0:17:22.3
27	Richards	Scott Hanks (Sr)	0:17:25.0
28	Rich Central	Carl Burres (Sr)	0:17:35.5
29	Bremen	Tony Burbatt (Sr)	0:17:49.7
30	Homewood-Flossmoor	Arun Dahiya (Jr)	0:18:03.7
31	Crete-Monee	Jeremy Diaz (Jr)	0:21:26.2

Program (C) 1985-2006 Fred Kreppert, Yorkville, IL (630) 553-7245 fred@kompusport.com
Results by Kreppert Kompusport Software, Yorkville, IL http://www.kompusport.com

38th Annual Pow-Wow Invitational

September 30, 2006
Flight 2
3.0 miles

St emb
light
O R

RACE RESULTS

Place	School	Name	Time
1	Lincoln-Way East	Kyle Kirchner (Sr)	0:15:32.0
2	Palatine	Mat Smoody (Jr)	0:15:43.4
3	Sandburg	Brad LaRocque (Sr)	0:15:57.9
4	Downers Grove North	Aaron Silver (Jr)	0:16:08.9
5	New Trier	Colin Gazley (Sr)	0:16:14.5
6	Naperville Central	Evan Thayer (Jr)	0:16:14.7
7	York JV	Mark Talbot (Jr)	0:16:24.8
8	Crystal Lake Central	Carson Sterchi (Jr)	0:16:28.6
9	Stagg	Nick Susterbie (Jr)	0:16:29.0
10	Wheaton-Warrenville South	Evan Possley (Sr)	0:16:29.3
11	Thornton Co-Op	Donovan Nash (Jr)	0:16:31.6
12	Belvidere	A.J. Gedwill (So)	0:16:35.2
13	Glenbard East	Greg Bopp (Sr)	0:16:36.8
14	Geneseo	Ryan Kotecki (Jr)	0:16:37.9
15	Bolingbrook	John Glass (Jr)	0:16:45.5
16	Joliet Township	Cameron Pendleton (Sr)	0:16:55.1
17	Marian Catholic	Tim Stanis (Jr)	0:17:05.2
18	Rockford Jefferson	Mauricio Sanchez (Sr)	0:17:06.9
19	Highland Park	Yosimar Ruiz (So)	0:17:07.5
20	Oak Park-River Forest	John Binder (Sr)	0:17:17.6
21	Shepard	Kyle Middleton (Jr)	0:17:22.1
22	Willowbrook	Chris Unseth (So)	0:17:28.3
23	Lincoln-Way Central	Joe Korte (Sr)	0:17:29.3
24	Glenbard North	Brett Lustgarten (Jr)	0:17:35.3
25	Bremen	David Newton (Jr)	0:17:36.2
26	Hononegah	Jordan Wolf (Sr)	0:17:45.1
27	Oak Forest	Ed Hoholik (Sr)	0:17:47.7
28	Richards	Fernando Godinez (Sr)	0:18:01.7
29	Rich South	Darren Burks (Fr)	0:20:18.1
30	Crete-Monee	LaDarius Borner (So)	0:21:39.5

Program (C) 1985-2006 Fred Kreppert, Yorkville, IL (630) 553-7245 fred@kompusport.com
Results by Kreppert Kompusport Software, Yorkville, IL <http://www.kompusport.com>

38th Annual Pow-Wow Invitational

September 30, 2006
Night 3
3.0 miles

RACE RESULTS

Place	School	Name	Time
1	Lincoln-Way East	Myles Scott-Stirn (Jr)	0:15:40.8
2	Sandburg	Justin Smith (Sr)	0:15:48.4
3	Palatine	Kevin O'Brien (Jr)	0:16:03.5
4	Wheaton-Warrenville South	Winston Zack (Sr)	0:16:08.3
5	Naperville Central	Stephen O'Donnell (Jr)	0:16:09.0
6	New Trier	Lucas Konopka (Sr)	0:16:18.8
7	Downers Grove North	Alan Graves (Sr)	0:16:32.3
8	Rockford Jefferson	James Jordan (Sr)	0:16:37.9
9	York JV	Rojin Thomas (Jr)	0:16:40.2
10	Glenbard East	Jim Fahey (Jr)	0:16:40.7
11	Highland Park	Dan Krauss (Jr)	0:16:41.4
12	Bolingbrook	Mike Ryndak (Sr)	0:16:48.9
13	Glenbard North	Mike Matuszak (Jr)	0:16:55.7
14	Geneseo	Blake Wyffels (Sr)	0:16:58.6
15	Willowbrook	Isaac Trostle (Fr)	0:17:01.3
16	Stagg	Rick Davey (Jr)	0:17:11.6
17	Marian Catholic	Ryan Bruni (Sr)	0:17:15.0
18	Crystal Lake Central	Ben Flavin (So)	0:17:16.4
19	Lincoln-Way Central	Ethan Simmons (So)	0:17:17.2
20	Oak Forest	Ralph Woolard (So)	0:17:17.7
21	Joliet Township	George Pecoraro (Sr)	0:17:18.0
22	Richards	Tom Crivellone (Jr)	0:17:24.1
23	Oak Park-River Forest	colin McCarey (Jr)	0:17:33.5
24	Thornton Co-Op	Jurl Vinegar (Jr)	0:17:38.3
25	Hononegah	Ron Leonhardt (Sr)	0:17:42.6
26	Bremen	Keith Fuentes (Jr)	0:17:44.6
27	Shepard	Wesley Sewell (Sr)	0:17:55.0
28	Belvidere	Scott Ryman (Jr)	0:18:06.7
29	Plainfield Central	J.P. Teach (Jr)	0:18:06.9
30	Homewood-Flossmoor	Emmett Houlihan (So)	0:19:38.5
31	Crete-Monee	Chris Madsen (Fr)	0:19:44.9
32	Rich South	Bridale Robinson (Fr)	0:20:06.0

Program (C) 1985-2006 Fred Kreppert, Yorkville, IL (630) 553-7245 fred@kompusport.com
Results by Kreppert Kompusport Software, Yorkville, IL <http://www.kompusport.com>

CROSS COUNTRY SCORE SHEET

Division: _____

Meet: Sandburg vs Joliet vs _____ vs _____ Date: 10-3-06

Place	Name	School	Time	Place	Name	School	Time
1	fendleton	J	17:47	29	Paver	S	22:25
2	Pocket	S	:56	30	Altman	S	:30
3	Dahleen	S	18:10	31	Debatta	S	:35
4	McNoldas	S	:11	32	Burch	S	:40
5	Kinderman	S	:13	33	s-Harvey	J	:40
6	Scheuber	J	:22	34	✓ Zavala	J	:56
7	White	S	:29	35	s He Helland	J	23:09
8	Meyer	S	:55	36	s Berg	J	:21
9	Bernad	J	19:34	37	Gadawski	S	:28
10	Berg	S	:41	38	Welf	S	:30
11	Berioni	S	:42	39	K Krezwick	S	:39
12	Fazzio	S	:43	40	✓ Fox	J	:40
13	Merrisjane	J	:43	41	s Wegler	J	:42
14	Carame	J	20:13	42	Carson	S	:48
15	Catalano	S	:26	43	✓ Bandy	J	25:50
16	Tronzo	S	:34	44	s Campos	J	:51
17	Wagon	S	:51	45	✓ Moore	J	26:17
18	Dimitro J.	S	:53	46	Katula	S	33:28
19	Spangler	S	:54	47			
20	O'Flaherty	S	:55	48			
21	Koutanis	S	:56	49			
22	Griatzka	J	21:12	50			
23	C Caticio	J	:13	51			
24	Denois	S	:13	52			
25	Kerre	S	:14	53			
26	Parsons	≡	:29	54			
27	Dimitro, P.	S	27:04	55			
28		S	:16	56			

Course: _____

Course Record: _____

Weather: _____

Team: Joliet-Kris...

1. 1
2. 64
3. 20
4. 11
5. 12

Score: 35

Place: 2

Team: Sandburg-V

1. 228
2. 32
3. 5
4. 7
5. 8 9.6

Score: 25

Place: 3

Team: Joliet-F/S

1. 134
2. 115
3. 229
4. 2310
5. 11

Score: 39

Place: 2

Team: Sandburg-F/S

1. 1
2. 2
3. 3
4. 6
5. 78

Score: 19

Place: 1

Kreppert Kompusport Software

Computerized Sports Timing & Scoring

[Home](#)
[Up](#)
[Search](#)
[Contents](#)
[Feedback](#)


Sept. 11, 2001

And our flag was still there, o'er the Land of the Free, and the Home of the Brave.
God Bless America!

Individual Results
Final Team Standings (by points)
Final Team Standings (by time)

2006 Best Invitational

October 7, 2006
Boys Open
3.0 miles

RACE RESULTS

Place	Ovral Score	School	Name	Time
1	1	Palatine	Andrew Bollman (Sr)	0:17:20.2
2	2	Palatine	Colin Morlock (So)	0:17:26.0
3	3	Palatine	Andrew Kretschmar (Jr)	0:17:26.7
4	4	Batavia	Andrew Rymarz (Jr)	0:17:31.0
5		St. Charles East	Michael Richlak (Jr)	0:17:37.9
6	5	Sandburg	Tim Hogan (Jr)	0:17:38.2
7	6	Palatine	Brian Cepuran (Sr)	0:17:51.5
8	7	Palatine	Matt Baran (So)	0:17:59.9
9	8	Palatine	Chris Wojdyla (Sr)	0:18:02.9
10	9	Sandburg	Joe Martinez (Jr)	0:18:07.7
11	10	Palatine	Mike Abram (Fr)	0:18:10.9
12		Palatine	Nat Pearson (Fr)	0:18:15.2

13		Palatine	Steve Repking (Fr)	0:18:16.1
14	11	Batavia	Foster Pottle (Jr)	0:18:17.7
15		Palatine	Brian Sund (Fr)	0:18:18.7
16		Palatine	Justin Smith (Fr)	0:18:20.9
17		Palatine	Bryan Perry (Sr)	0:18:21.4
18		Palatine	Kevin Meehan (So)	0:18:22.0
19	12	Sandburg	David Brugioni (Jr)	0:18:23.0
20		Palatine	Jacob Starcevich (So)	0:18:25.6
21	13	Sandburg	Pat Spengler (Sr)	0:18:33.5
22	14	Batavia	Adam Heranader (Jr)	0:18:40.3
23		Palatine	Mark Long (Fr)	0:18:44.0
24	15	Sandburg	John Altman (Fr)	0:18:44.7
25		Palatine	Eric Colish (So)	0:18:46.6
26		Palatine	Jae Yoo (Jr)	0:18:49.8
27	16	Lincoln-Way Central	Jeff Smith (Jr)	0:18:52.0
28	17	Batavia	Josiah Norville (Jr)	0:18:52.7
29	18	Lincoln-Way Central	Evan Porter (So)	0:19:00.0
30	19	Stevenson	Anush Vasikaran (Jr)	0:19:01.4
31		Palatine	Timmy Anderson (Jr)	0:19:03.7
32	20	Sandburg	Pat DeMatteo (So)	0:19:04.6
33	21	Lincoln-Way Central	Patrick Foley (Fr)	0:19:09.0
34	22	Sandburg	Sean Keane (Fr)	0:19:11.3
35		Sandburg	Jeff Perino (Fr)	0:19:11.7
36	23	Stevenson	Shaun Loomis (Jr)	0:19:13.8
37		Palatine	Matt Cannon (Fr)	0:19:14.5
38		Palatine	Walaid Sehvail (Sr)	0:19:18.4
39	24	Lincoln-Way Central	Shawn Bukas (So)	0:19:18.7
40	25	Stevenson	Michael Lamond (So)	0:19:23.5
41	26	Evanston	Jacob Parzen (Jr)	0:19:25.6
42	27	Evanston	Joshua Martin (Fr)	0:19:28.5
43		Sandburg	Nick DeWolf (Fr)	0:19:30.1
44		Palatine	Mack Murphy (Fr)	0:19:41.7
45	28	Evanston	Jared Mahler (Sr)	0:19:42.2
46	29	Stevenson	Kyle Spesard (So)	0:19:48.9
47		Sandburg	John Burch (Fr)	0:19:53.2
48		Palatine	Tim Doyle (Sr)	0:19:56.0
49	30	Batavia	David Allen (Jr)	0:20:01.8
50	31	Stevenson	Daniel Mater (Sr)	0:20:02.7
51	32	Evanston	Brian Weisberg (So)	0:20:03.4
52	33	Stevenson	Patrick Howard (Jr)	0:20:06.8
53	34	Batavia	Sam Harms (So)	0:20:07.7
54	35	Evanston	Deven Sen (Sr)	0:20:08.4
55		Palatine	Alvaro Colin (Fr)	0:20:09.3
56	36	Stevenson	Byron Norfleet (Fr)	0:20:12.1
57		Sandburg	Louis Dedella (Fr)	0:20:13.3
58		Palatine	Tirth Patel (Fr)	0:20:16.2
59		Glenbard South	Austin Williams (Fr)	0:20:18.9
60		Stevenson	Mark McGrady (Jr)	0:20:24.7
61	37	Lincoln-Way Central	Zach Ferlin (So)	0:20:25.7
62		Palatine	Paul Raef (Fr)	0:20:25.9
63	38	Evanston	Colin Williamson (Fr)	0:20:28.6
64		Sandburg	Pat Gadawski (Fr)	0:20:28.9
65	39	Batavia	Mike Baglieri (So)	0:20:29.2
66		Palatine	Steve Holbach (Fr)	0:20:30.8
67	40	Evanston	Alex Stoklosa (Sr)	0:20:33.3
68		Sandburg	Mike Wolf (Fr)	0:20:34.9
69		Stevenson	Eduardo Perezn (Jr)	0:20:39.5
70		Sandburg	Matt Krezwick (Sr)	0:20:42.1
71		Batavia	Kevin Misura (Jr)	0:20:46.3
72		Stevenson	Corey Hebel (Fr)	0:20:46.8

73	Evanston	Aaron Katz (Sr)	0:20:47.1
74	41 Lincoln-Way Central	Pat Prunty (So)	0:20:51.4
75	Glenbard South	Will Van Eijk (Fr)	0:20:54.3
76	Palatine	Ryan Wojdyla (Fr)	0:20:54.9
77	Stevenson	Bradley Tennant (So)	0:21:10.0
78	Evanston	Andy White (Sr)	0:21:11.2
79	42 Lincoln-Way Central	Joe Caffarini (Fr)	0:21:14.8
80	Evanston	Scott Shepard (Jr)	0:21:20.4
81	Stevenson	Sam Taylor (Jr)	0:21:33.1
82	Sandburg	Mark Canzona (Jr)	0:21:39.5
83	Batavia	Brandon Loughran (So)	0:21:42.4
84	Stevenson	Jonathan Nadel (Fr)	0:22:08.3
85	Batavia	Michael Pottle (Fr)	0:22:25.4
86	Lincoln-Way Central	Mike Ramsay (Fr)	0:22:25.7
87	Evanston	Nick Strom (Fr)	0:22:28.7
88	Stevenson	Doug Schultheis (Jr)	0:22:31.3
89	Lincoln-Way Central	Mat Berry (Fr)	0:22:35.1
90	Sandburg	Matt Butzen (Fr)	0:22:38.6
91	Glenbard South	Bryan Crumpley (Fr)	0:22:39.5
92	Palatine	Jake Bogdanowicz (Fr)	0:22:40.5
93	Palatine	Kyle Mccall (Fr)	0:22:41.4
94	Evanston	Matt Felvey (Fr)	0:23:01.2
95	Batavia	Ryan Penman (Fr)	0:23:08.6
96	Stevenson	Veneel Bhupathiraju (Jr)	0:23:14.2
97	Sandburg	Dave Lukas (Sr)	0:23:47.3
98	Palatine	Peter Davis (Fr)	0:23:47.9
99	Stevenson	Keith Madden (Fr)	0:24:21.3
100	Stevenson	Charles Briggs (Fr)	0:24:29.2
101	Sandburg	Noah Katula (Sr)	0:24:39.0
102	Evanston	Clifton Nelson (Fr)	0:24:39.7
103	Glenbard South	David Ringenberg (So)	0:24:50.4
104	Palatine	Paul Stowick (So)	0:26:07.5
105	Batavia	Kristofer Deahl (Fr)	0:27:50.2

Program (C) 1985-2006 Fred Kreppert, Yorkville, IL (630) 553-7245 fred@kompusport.c
Results by Kreppert Kompusport Software, Yorkville, IL http://www.kompusport.com

FINAL TEAM STANDINGS:

Place	School	Score	Scoring Places							
1	Palatine	19	1,	2,	3,	6,	7,	8,	10	
2	Sandburg	54	5,	9,	12,	13,	15,	20,	22	
3	Batavia	76	4,	11,	14,	17,	30,	34,	39	
4	Lincoln-Way Central	116	16,	18,	21,	24,	37,	41,	42	
5	Stevenson	127	19,	23,	25,	29,	31,	33,	36	
6	Evanston	148	26,	27,	28,	32,	35,	38,	40	
7	Glenbard South	No Score - Had only 4 finishers								
8	St. Charles East	No Score - Had only 1 finisher								

Program (C) 1985-2006 Fred Kreppert, Yorkville, IL (630) 553-7245 fred@kompusport.c
Results by Kreppert Kompusport Software, Yorkville, IL http://www.kompusport.com

FINAL TEAM STANDINGS: (by total team time)

Place	School	Score	Avg	Diff	Scoring Times
-------	--------	-------	-----	------	---------------

Kreppert Kompusport Software

Computerized Sports Timing & Scoring

[Home](#)
[Up](#)
[Search](#)
[Contents](#)
[Feedback](#)


Sept. 11, 2001

And our flag was still there, o'er the Land of the Free, and the Home of the Brave.
God Bless America!

Individual Results
Final Team Standings (by points)
Final Team Standings (by time)

2006 Best Invitational

October 7, 2006
Boys Fr/So
3.0 miles

RACE RESULTS

Place	Ovral Score	School	Name	Time
1	1	Sandburg	Zach Dahleen (So)	0:16:17.2
2	2	Palatine	Tom Laskowske (So)	0:16:22.6
3	3	Sandburg	Kyle McNicholas (So)	0:16:26.0
4	4	Evanston	Matt Moral (So)	0:16:26.3
5	5	Glenbard South	Ben Miller (So)	0:16:28.1
6	6	Palatine	Juan Perez (So)	0:16:31.8
7	7	Lincoln-Way Central	Ethan Simmons (So)	0:16:32.3
8	8	Lincoln-Way Central	Tom Willmot (Sr)	0:16:40.5
9	9	Glenbard South	Joe Soderberg (So)	0:16:47.0
10	10	Batavia	Al Lowe (So)	0:17:03.4
11	11	Sandburg	Kyle Meyer (Fr)	0:17:04.9
12	12	Palatine	Adam Bethke (So)	0:17:14.6

13	13	Palatine	Alec Bollman (Fr)	0:17:17.5
14	14	Lincoln-Way Central	Nathan Spreitzer (So)	0:17:18.9
15	15	Lincoln-Way Central	Pat Chojnacki (So)	0:17:19.3
16	16	Sandburg	Elliot Hevel (So)	0:17:19.7
17	17	Batavia	Tim Dexheimer (So)	0:17:22.8
18	18	Palatine	Jeff Larson (Fr)	0:17:24.1
19	19	Glenbard South	Nate Kozurek (So)	0:17:33.1
20	20	Palatine	Mike Grobner (Fr)	0:17:33.4
21	21	Lincoln-Way Central	Steve Ahlgrim (So)	0:17:39.8
22	22	Evanston	Jamie Merdinger (So)	0:17:41.5
23	23	St. Charles East	Jared Eads (Fr)	0:17:43.4
24	24	Glenbard South	Carrick Rice (So)	0:17:43.7
25	25	Sandburg	Dennis O'Flaherty (So)	0:17:44.4
26	26	Stevenson	Tejus Shankar (So)	0:17:48.5
27	27	St. Charles East	Nick Cramer (So)	0:17:51.2
28	28	St. Charles East	Bradley LeDuc (Fr)	0:17:55.2
29	29	Stevenson	Rob Suerth (So)	0:17:56.6
30	30	St. Charles East	Jacob Osborne (Fr)	0:17:57.7
31	31	Sandburg	Adam Pronoitis (So)	0:18:02.9
32	32	Palatine	Justin Olson (So)	0:18:03.2
33	33	Batavia	Zach Kuzmanic (So)	0:18:08.4
34	34	Evanston	Alex Finnegan (Fr)	0:18:08.8
35	35	Batavia	Ethan DeJongh (Fr)	0:18:11.5
36	36	Evanston	Ben Lev (Fr)	0:18:12.5
37	37	Sandburg	Chris Koutavas (Fr)	0:18:16.9
38	38	Evanston	Brian Bastain (Fr)	0:18:19.0
39	39	Batavia	Michael Schmidt (Fr)	0:18:21.4
40	40	Batavia	Devin Propp (So)	0:18:25.0
41	41	Stevenson	Nikhil Arun (So)	0:18:25.4
42	42	Evanston	Colin White (Fr)	0:18:25.8
43	43	Stevenson	Lin Bo (Sr)	0:18:29.9
44	44	Evanston	Jon Morberly (So)	0:18:30.4
45	45	Lincoln-Way Central	Joe Gasca (So)	0:18:38.2
46	46	Batavia	Stephan Charipar (Fr)	0:18:54.6
47	47	Glenbard South	Matthew Burdick (Fr)	0:18:54.9
48	48	Stevenson	Alex Petti (So)	0:18:59.1
49	49	Lincoln-Way Central	Sam Robinson (Fr)	0:19:06.8
50	50	Stevenson	Adam Pauley (Fr)	0:19:10.2
51	51	Stevenson	Andrew Embree (So)	0:19:13.2
52	52	St. Charles East	Mark Hayes (Fr)	0:19:59.3
53	53	Glenbard South	David Tykvart (So)	0:20:47.4
54	54	St. Charles East	Zachary Cataldo (Fr)	0:26:16.4

 Program (C) 1985-2006 Fred Kreppert, Yorkville, IL (630) 553-7245 fred@kompusport.c
 Results by Kreppert Kompusport Software, Yorkville, IL http://www.kompusport.com


FINAL TEAM STANDINGS:

Place	School	Score	Scoring Places						
1	Palatine	51	2,	6,	12,	13,	18,	20,	32
2	Sandburg	56	1,	3,	11,	16,	25,	31,	37
3	Lincoln-Way Central	65	7,	8,	14,	15,	21,	45,	49
4	Glenbard South	104	5,	9,	19,	24,	47,	53	
5	Batavia	134	10,	17,	33,	35,	39,	40,	46
6	Evanston	134	4,	22,	34,	36,	38,	42,	44
7	St. Charles East	160	23,	27,	28,	30,	52,	54	
8	Stevenson	187	26,	29,	41,	43,	48,	50,	51

Kreppert Kompusport Software

Computerized Sports Timing & Scoring

[Home](#)
[Up](#)
[Search](#)
[Contents](#)
[Feedback](#)



Sept. 11, 2001

And our flag was still there, o'er the Land of the Free, and the Home of the Brave.
God Bless America!

Individual Results
 Final Team Standings (by points)
 Final Team Standings (by time)

2006 Best Invitational

October 7, 2006
 Boys Varsity
 3.0 miles

RACE RESULTS

Place	Ovral Score	School	Name	Time
1	1	Lincoln-Way Central	Mark Battista (Sr)	0:14:51.5
2	2	Stevenson	Robbie Eckardt (Sr)	0:15:15.8
3	3	Glenbard South	John Navarro (Sr)	0:15:33.9
4	4	Glenbard South	Charlie Mueller (Sr)	0:15:40.5
5	5	Glenbard South	Daniel Kuhlman (Sr)	0:15:50.6
6	6	St. Charles East	Blake Sotern (Sr)	0:15:56.8
7	7	Glenbard South	Tim Honig (Sr)	0:15:57.8
8	8	Evanston	Matt D'Arcy (Jr)	0:16:03.8
9	9	Glenbard South	Kevin O'Brien (Sr)	0:16:13.5
10	10	Palatine	Alex Mourousias (Jr)	0:16:20.6
11	11	Batavia	Jared Klein (Jr)	0:16:23.1
12	12	Batavia	Kenny Herrmann (Jr)	0:16:24.8

13	13	Sandburg	Corey Puckett (Jr)	0:16:26.1
14	14	Evanston	Sam LeVon (Jr)	0:16:31.0
15	15	Stevenson	Barrett Wood (Jr)	0:16:34.6
16	16	Palatine	John Weatherton (Sr)	0:16:35.8
17	17	Glenbard South	Brian Billie (Jr)	0:16:39.4
18	18	Batavia	P.J Holt (Sr)	0:16:39.8
19	19	St. Charles East	Alex Deckrow (Sr)	0:16:45.6
20	20	Palatine	Kevin Le Clair (Sr)	0:16:45.8
21	21	Batavia	Andrew Sampson (Jr)	0:16:48.5
22	22	Batavia	Stephan Jurgens (So)	0:16:49.1
23	23	Batavia	Drew Schmitt (So)	0:16:49.5
24	24	Batavia	Paul Jurgens (Sr)	0:16:49.8
25	25	Stevenson	Oliver Rose (So)	0:16:50.1
26	26	Sandburg	Jake White (Jr)	0:16:54.8
27	27	Palatine	Lewis Conley (Jr)	0:16:58.7
28	28	Sandburg	Tony Catalano (Sr)	0:16:58.9
29	29	Sandburg	Chris Frazzini (Jr)	0:17:01.0
30	30	Sandburg	Bill Hinderman (Jr)	0:17:02.4
31	31	Palatine	Paul Kwak (Jr)	0:17:04.0
32	32	Palatine	Chris Perry (Sr)	0:17:07.8
33	33	Palatine	Matt Anderson (Sr)	0:17:08.5
34	34	Lincoln-Way Central	Rob Puttkammer (Jr)	0:17:10.1
35	35	St. Charles East	Jordan Heggen (Fr)	0:17:15.1
36	36	Stevenson	Tyler Bartlow (So)	0:17:16.1
37	37	Stevenson	Johan Laker (Jr)	0:17:16.5
38	38	Glenbard South	Jon Brady (Sr)	0:17:20.1
39	39	Sandburg	Remington Berg (Jr)	0:17:20.6
40	40	Sandburg	John DeMatteo (Sr)	0:17:28.5
41	41	Evanston	Paul Finnegan (Sr)	0:17:33.4
42	42	Stevenson	Evihn Vaszily (So)	0:17:39.2
43	43	St. Charles East	Bart Curtin (Sr)	0:17:41.4
44	44	St. Charles East	Michael Faith (Fr)	0:17:45.1
45	45	Evanston	Nick Boyer (Jr)	0:17:46.6
46	46	Evanston	John Ballantyne (Jr)	0:17:51.6
47	47	Stevenson	Brendon Oliver (So)	0:18:14.6
48	48	St. Charles East	David Arends (Jr)	0:18:22.3
49	49	Evanston	Jordan Medard (Sr)	0:18:34.4
50	50	Lincoln-Way Central	Ryan Stapinski (Jr)	0:18:37.9
51	51	Lincoln-Way Central	Chris Meland (Sr)	0:19:00.4
52	52	Lincoln-Way Central	Mike Hattemer (Sr)	0:19:09.8
53	53	Lincoln-Way Central	Wayne Brock (Jr)	0:19:23.3
54	54	Lincoln-Way Central	Joe Witek (Sr)	0:19:59.1
55	55	St. Charles East	Kyle Sarvas (Sr)	0:20:44.2

Program (C) 1985-2006 Fred Kreppert, Yorkville, IL (630) 553-7245 fred@kompusport.c
Results by Kreppert Kompusport Software, Yorkville, IL http://www.kompusport.com

FINAL TEAM STANDINGS:

Place	School	Score	Scoring Places						
1	Glenbard South	28	3,	4,	5,	7,	9,	17,	38
2	Batavia	84	11,	12,	18,	21,	22,	23,	24
3	Palatine	104	10,	16,	20,	27,	31,	32,	33
4	Stevenson	115	2,	15,	25,	36,	37,	42,	47
5	Sandburg	126	13,	26,	28,	29,	30,	39,	40
6	St. Charles East	147	6,	19,	35,	43,	44,	48,	55
7	Evanston	154	8,	14,	41,	45,	46,	49	

2006 SWSC BLUE CHAMPIONSH AT CHANNAHON COMMUNITY PARK 10/14/06

TEAM RESULTS

TEAM	NAME	FIN	RESULTS	PTS
1. Carl Sandburg High School	Zach Dahleen (10)	1	16:32	1
	Kyle Mcnicholas (10)	2	17:03	2
	Kyle Meyer (9)	4	17:33	4
	Adam Pronoitis (10)	7	18:02	7
	Dennis O'flaherty (10)	9	18:07	9
	Elliot Hevel (10)	11	18:09	
	Chris Koutavas (9)	14	18:24	
	** TEAM TOTAL **		1:27:17	23
2. Lockport Township	Josh Shirley (10)	5	17:34	5
	Josh Lopez (9)	8	18:04	8
	Mark Bodhan (10)	10	18:08	10
	Brandon Marolda (9)	13	18:20	13
	Paul Thomas (9)	19	18:53	19
	Roy Adcock (9)	22	19:01	
	Eddie Degitis (9)	29	19:51	
	** TEAM TOTAL **		1:30:59	55
3. Bolingbrook	Jesus Hernandez (9)	3	17:28	3
	Matt Gutierrez (9)	6	17:43	6
	Mark Carlson (9)	15	18:38	15
	Jesse Stanford (10)	18	18:46	18
	Jonathan Brown (10)	21	18:59	21
	Jeff Silva (9)	28	19:38	
	Tony Yoeung (9)	35	23:07	
	** TEAM TOTAL **		1:31:34	63
4. Stagg High School	Jake Adams (10)	12	18:10	12
	Ben Greer (9)	16	18:43	16
	Matt Szott (9)	17	18:44	17
	Chris Sarna (9)	24	19:08	24
	Tom Busen (9)	26	19:21	26
	Rich Sparks (10)	27	19:30	
	Carlos Rivera (9)	30	20:01	
	** TEAM TOTAL **		1:34:06	95
5. Joliet Township	Mike Oldham (SO)	20	18:54	20
	Jared Morrisette (SO)	23	19:05	23
	Nick Bravo (FR)	25	19:18	25
	Mike Gratzke (SO)	31	20:12	31
	Jake Harvey (FR)	32	20:49	32
	Zak Helland (FR)	33	21:54	
	Kyle Berg (FR)	34	22:08	
	** TEAM TOTAL **		1:38:18	131

2006 SWSC BLUE CHAMPIONSH AT CHANNAHON COMMUNITY PARK 10/14/06

SCORES			
1. Carl Sandburg High School	15	3. Stagg High School	71
2. Lockport Township	57	4. Joliet Township	111

MEN'S Boys Open

INDIVIDUAL RESULTS

FIN	NAME	TEAM	NUM	RESULTS	PTS
1.	Jake White (11)	Carl Sandburg High School	161	17:09.2	1
2.	Chris Frazzini (11)	Carl Sandburg High School	146	17:23.1	2
3.	Bill Hinderman (11)	Carl Sandburg High School	149	17:23.9	3
4.	Tony Catalano (11)	Carl Sandburg High School	140	17:25.7	4
5.	Remington Berg (11)	Carl Sandburg High School	135	17:30.2	5
6.	Corey Puckett (11)	Carl Sandburg High School	158	17:34.9	P
7.	Tyler Blaha-gruszka (11)	Stagg High School	163	17:48.8	7
8.	James Tropper (11)	Lockport Township	132	17:50.7	8
9.	John Dematteo (12)	Carl Sandburg High School	142	17:54.0	P
10.	Tim Hogan (11)	Carl Sandburg High School	150	18:07.6	-
11.	Pete Sullivan (11)	Lockport Township	131	18:22.5	10
12.	Joe Martinez (11)	Carl Sandburg High School	155	18:23.0	-
13.	David Brugioni (11)	Carl Sandburg High School	136	18:32.2	-
14.	Jason Stamanato (11)	Lockport Township	129	18:39.5	11
15.	Chris Shilney (11)	Lockport Township	128	18:50.1	12
16.	Sean Keane (9)	Carl Sandburg High School	152	18:52.6	-
17.	Pat Dematteo (10)	Carl Sandburg High School	143	19:04.9	-
18.	John Mccombs (JR)	Joliet Township	118	19:15.5	13
19.	Jeff Perino (9)	Carl Sandburg High School	157	19:28.7	-
20.	John Altman (9)	Carl Sandburg High School	134	19:35.3	-
21.	Pat Spengler (12)	Carl Sandburg High School	159	19:40.2	-
22.	Pat Burtner (12)	Stagg High School	164	19:48.6	14
23.	Brian Donohue (11)	Stagg High School	165	19:49.5	15
24.	Matt Piotrowski (9)	Lockport Township	127	19:54.0	16
25.	Bill Knobbe (11)	Stagg High School	170	19:56.6	17
26.	Yazan Hamide (9)	Stagg High School	168	19:58.3	18
27.	Jon Kral (12)	Stagg High School	172	19:58.8	P
28.	Nick Dewolf (9)	Carl Sandburg High School	144	20:05.8	-
29.	Trevor Spencer (9)	Stagg High School	183	20:12.0	P
30.	Louis Debella (9)	Carl Sandburg High School	141	20:13.5	-
31.	Pat Gadawski (9)	Carl Sandburg High School	147	20:14.1	-
32.	Gintas Sidrys (10)	Stagg High School	182	20:23.2	-
33.	Dave Miltko (10)	Stagg High School	174	20:24.7	-
34.	John Burch (9)	Carl Sandburg High School	137	20:27.2	-
35.	Mike Knapczyk (9)	Lockport Township	126	20:31.6	P
36.	Tom Trakis (11)	Stagg High School	186	20:31.9	-
37.	Chris Rice (9)	Stagg High School	178	20:35.0	-
38.	Chris Borosak (11)	Bolingbrook	102	20:38.7	-
39.	Mike Wolf (9)	Carl Sandburg High School	162	20:39.0	-
40.	John Walsh (9)	Stagg High School	187	20:41.1	-
41.	Ben Pavur (10)	Carl Sandburg High School	156	20:42.5	-
42.	Luis Bazan (12)	Bolingbrook	101	20:45.8	-
43.	Matt Krezwick (12)	Carl Sandburg High School	153	20:56.7	-
44.	Sean Barowsky (9)	Lockport Township	124	20:57.5	P
45.	Mark Piechalak (10)	Stagg High School	175	21:01.3	-

2006 SWSC BLUE CHAMPIONSH AT CHANNAHON COMMUNITY PARK 10/14/06

INDIVIDUAL RESULTS

FIN	NAME	TEAM	NUM	RESULTS	PTS
46.	Jimmy Mossberger (FR)	Joliet Township	120	21:20.2	23
47.	Joe Guinta (12)	Stagg High School	167	21:26.5	-
48.	Mark Canzona (11)	Carl Sandburg High School	139	21:28.3	-
49.	Nick Fox (JR)	Joliet Township	114	21:30.3	24
50.	Jason Bandy (JR)	Joliet Township	107	21:34.1	25
51.	Alejandro Campos (FR)	Joliet Township	110	21:34.5	26
52.	Miguel Zavala (JR)	Joliet Township	123	21:35.9	P
53.	Jermaine Moore (JR)	Joliet Township	119	21:40.5	P
54.	Josh Wegler (FR)	Joliet Township	122	21:46.0	-
55.	Sam Swearingen (10)	Stagg High School	185	21:48.9	-
56.	Matt Butzen (9)	Carl Sandburg High School	138	21:56.4	-
57.	Dave Lukas (12)	Carl Sandburg High School	154	21:58.3	-
58.	Tim Roberts (FR)	Joliet Township	121	22:17.9	-
59.	Joe Mann (SO)	Joliet Township	116	22:22.3	-
60.	Alex Weitzel (10)	Lockport Township	133	22:31.3	-
61.	Jared Shlensky (9)	Stagg High School	181	22:45.9	-
62.	Matt Ivancic (9)	Stagg High School	169	23:09.1	-
63.	Chris Mezera (11)	Stagg High School	173	23:19.2	-
64.	Antonio Bibian (FR)	Joliet Township	108	23:43.0	-
65.	Steven Strunka (9)	Lockport Township	130	23:48.7	-
66.	Zach Hagner (9)	Bolingbrook	105	24:03.2	-
67.	Noah Katula (12)	Carl Sandburg High School	151	24:59.0	-
68.	Dylan Curry (FR)	Joliet Township	112	26:03.0	-
69.	Jay Campbell (SR)	Joliet Township	109	27:23.0	-
70.	Josh Curry (SO)	Joliet Township	113	29:54.0	-
71.	Mohammed Chaudry (11)	Bolingbrook	103	NF	-
72.	Jason Curran (11)	Bolingbrook	104	NF	-
73.	Miguel Arias (SO)	Joliet Township	106	NF	-
74.	Justin Clarke (SO)	Joliet Township	111	NF	-
75.	Martin Mavec (SO)	Joliet Township	117	NF	-
76.	Mike Foster (10)	Carl Sandburg High School	145	NF	-
77.	Ryan Hajyousif (9)	Carl Sandburg High School	148	NF	-
78.	Brian Spychalski (12)	Carl Sandburg High School	160	NF	-
79.	Josh Gasienica (10)	Stagg High School	166	NF	-
80.	Steve Konzen (12)	Stagg High School	171	NF	-
81.	Filip Pilatowski (10)	Stagg High School	176	NF	-
82.	Tom Purrazzo (12)	Stagg High School	177	NF	-
83.	Carlos Rivera (9)	Stagg High School	179	NF	-
84.	Rafael Sanchez (11)	Stagg High School	180	NF	-
85.	Nick Sustersic (11)	Stagg High School	184	NF	-

2006 SWSC BLUE CHAMPIONSH AT CHANNAHON COMMUNITY PARK 10/14/06

SCORES			
1. Carl Sandburg High School	17	4. Stagg High School	101
2. Bolingbrook	70	5. Joliet Township	105
3. Lockport Township	75		

MEN'S Boys Varsity

INDIVIDUAL RESULTS

FIN	NAME	TEAM	NUM	RESULTS	PTS
1.	Kevin Adamowski (12)	Carl Sandburg High School	72	15:26.6	1
2.	Tom Sideras (12)	Carl Sandburg High School	76	15:31.2	2
3.	Justin Smith (12)	Carl Sandburg High School	77	15:35.5	3
4.	Myles Garza (12)	Bolingbrook	52	15:37.0	4
5.	Brad Larocque (12)	Carl Sandburg High School	74	15:40.0	5
6.	Mike Marbach (11)	Carl Sandburg High School	75	15:52.9	6
7.	Mike Young (12)	Carl Sandburg High School	78	15:54.3	P
8.	Kyle Engnell (11)	Lockport Township	67	15:57.2	8
9.	Mike Ryndak (12)	Bolingbrook	57	16:10.9	9
10.	Joe Targosz (12)	Lockport Township	71	16:13.8	10
11.	Chuck Archer (12)	Carl Sandburg High School	73	16:17.4	P
12.	Nate Bohne (11)	Stagg High School	79	16:23.3	12
13.	Cameron Pendleton (SR)	Joliet Township	62	16:33.4	13
14.	John Glass (11)	Bolingbrook	53	16:37.8	14
15.	Lewis Brown (12)	Bolingbrook	51	16:51.2	15
16.	Tyler Tschida (JR)	Joliet Township	64	16:54.9	16
17.	Wade Derose (12)	Stagg High School	81	16:58.2	17
18.	Pawel Laciak (12)	Lockport Township	68	17:04.0	18
19.	Matt Andorf (12)	Lockport Township	65	17:08.1	19
20.	Ryan Piotrowski (11)	Lockport Township	70	17:10.0	20
21.	Rick Davey (11)	Stagg High School	80	17:12.0	21
22.	Brett Scheuber (SO)	Joliet Township	63	17:16.2	22
23.	John Molloy (12)	Lockport Township	69	17:33.7	P
24.	George Pecoraro (SR)	Joliet Township	61	17:37.5	24
25.	Kevin Wolz (10)	Stagg High School	85	17:45.7	25
26.	Leo Pathy (11)	Stagg High School	83	17:46.4	26
27.	Declan McDonnell (11)	Stagg High School	82	17:47.1	P
28.	Jason Hantak (11)	Bolingbrook	54	17:52.0	28
29.	Will Branda (11)	Lockport Township	66	17:58.7	P
30.	Ricky Galvan (JR)	Joliet Township	60	18:12.6	30
31.	Rigoberto Bernal (JR)	Joliet Township	58	18:13.8	P
32.	Bob Toussaint (11)	Stagg High School	84	18:19.1	P
33.	Kevin Hardy (12)	Bolingbrook	55	18:44.6	P
34.	Kevin Duffels (JR)	Joliet Township	59	18:47.3	P
35.	Abel Ortiz (12)	Bolingbrook	56	20:07.0	P

2006 SWSC BLUE CHAMPIONSH AT CHANNAHON COMMUNITY PARK 10/14/06

TEAM RESULTS

TEAM	NAME	FIN	RESULTS	PTS
1. Carl Sandburg High School	Kevin Adamowski (12)	1	15:26	1
	Tom Sideras (12)	2	15:31	2
	Justin Smith (12)	3	15:35	3
	Brad Larocque (12)	5	15:40	5
	Mike Marbach (11)	6	15:52	6
	Mike Young (12)	7	15:54	
	Chuck Archer (12)	11	16:17	
	** TEAM TOTAL **		1:18:04	17
2. Bolingbrook	Myles Garza (12)	4	15:37	4
	Mike Ryndak (12)	9	16:10	9
	John Glass (11)	14	16:37	14
	Lewis Brown (12)	15	16:51	15
	Jason Hantak (11)	28	17:52	28
	Kevin Hardy (12)	33	18:44	
	Abel Ortiz (12)	35	20:07	
	** TEAM TOTAL **		1:23:07	70
3. Lockport Township	Kyle Engnell (11)	8	15:57	8
	Joe Targosz (12)	10	16:13	10
	Pawel Laciak (12)	18	17:04	18
	Matt Andorf (12)	19	17:08	19
	Ryan Piotrowski (11)	20	17:10	20
	John Molloy (12)	23	17:33	
	Will Branda (11)	29	17:58	
	** TEAM TOTAL **		1:23:32	75
4. Stagg High School	Nate Bohne (11)	12	16:23	12
	Wade Derosé (12)	17	16:58	17
	Rick Davey (11)	21	17:12	21
	Kevin Wolz (10)	25	17:45	25
	Leo Pathy (11)	26	17:46	26
	Declan McDonnell (11)	27	17:47	
	Bob Toussaint (11)	32	18:19	
	** TEAM TOTAL **		1:26:04	101
5. Joliet Township	Cameron Pendleton (SR)	13	16:33	13
	Tyler Tschida (JR)	16	16:54	16
	Brett Scheuber (SO)	22	17:16	22
	George Pecoraro (SR)	24	17:37	24
	Ricky Galvan (JR)	30	18:12	30
	Rigoberto Bernal (JR)	31	18:13	
	Kevin Duffels (JR)	34	18:47	
	** TEAM TOTAL **		1:26:32	105

IHSA Regional Cross Country Championships

Hosted by: Bremen High School

Cross country course located at: Midlothian Meadows Forest Preserve

Race distance 3.0 miles

October 21, 2006

Runners on team by position

Boy's Varsity

Points	School	#1	#2	#3	#4	#5	#6	#7	Place
21	Orland Park (Sandburg)	2	3	4	5	7	9	11	1
99	New Lenox (Lincoln-Way Centr	1	12	24	26	36	39	47	2
111	Tinley Park (Andrew)	10	13	15	30	43	52	55	3
115	Chicago (Marist)	17	18	21	25	34	38	42	4
123	Lockport (Twp.)	6	14	31	35	37	61	63	5
132	Palos Heights (Shepard)	8	19	27	29	49	56	62	6
140	Palos Hills (Stagg)	16	20	23	40	41	53	57	7
217	Midlothian (Bremen)	32	44	45	46	50	51	54	8
241	Oak Forest	22	28	60	65	66	69	76	9
296	Blue Island (Eisenhower)	33	58	64	67	74	75	79	10
361	Country Club Hills (Hillcrest)	68	71	72	73	77	78	80	11

IHSA Regional Cross Country Championships

Hosted by: Bremen High School

October 21, 2006

Boy's Varsity

Pl.	Name	School	#	T.Pl	Time	Qualifiers
1	Mark Battista-Sr.	New Lenox (Lincoln-Way Central)	835	1	15 : 18	Team
2	Tom Sideras-Sr.	Orland Park (Sandburg)	863	2	15 : 50	Team
3	Kevin Adamowski-Sr.	Orland Park (Sandburg)	859	3	16 : 06	Team
4	Justin Smith-Sr.	Orland Park (Sandburg)	862	4	16 : 06	Team
5	Brad LaRocque-Sr.	Orland Park (Sandburg)	860	5	16 : 09	Team
6	Kyle Engnell-Jr.	Lockport (Twp.)	811	6	16 : 26	Team
7	Mike Marbach-Jr.	Orland Park (Sandburg)	861	7	16 : 32	Team
8	Wesley Sewell-Sr.	Palos Heights (Shepard)	871	8	16 : 34	Individual Qualifier 1
9	Chuck Archer-Sr.	Orland Park (Sandburg)	864	9	16 : 36	Team
10	Matt Rychel-Jr.	Tinley Park (Andrew)	895	10	16 : 39	Team
11	Mike Young-Sr.	Orland Park (Sandburg)	865	11	16 : 43	Team
12	Ethan Simmons-So.	New Lenox (Lincoln-Way Central)	841	12	16 : 44	Team
13	Connor Williams-Sr.	Tinley Park (Andrew)	896	13	16 : 45	Team
14	Joe Targosz-Sr.	Lockport (Twp.)	812	14	16 : 53	Team
15	Brandon Grode-Sr.	Tinley Park (Andrew)	898	15	17 : 00	Team
16	Nick Sustersic-Jr.	Palos Hills (Stagg)	884	16	17 : 00	Individual Qualifier 2
17	Kevin Randolph-Sr.	Chicago (Marist)	789	17	17 : 03	Team
18	Tom Dehlin-Jr.	Chicago (Marist)	788	18	17 : 05	Team
19	Kyle Middleton-Jr.	Palos Heights (Shepard)	872	19	17 : 17	Individual Qualifier 3
20	Rick Davey-Jr.	Palos Hills (Stagg)	885	20	17 : 17	Individual Qualifier 4
21	Roy Witty-Sr.	Chicago (Marist)	787	21	17 : 21	Team
22	Brian Frank-Sr.	Oak Forest	848	22	17 : 22	Individual Qualifier 5
23	Nate Bohne-Jr.	Palos Hills (Stagg)	883	23	17 : 23	
24	Joe Korte-Sr.	New Lenox (Lincoln-Way Central)	836	24	17 : 24	Team
25	Tony Cinnerella-Sr.	Chicago (Marist)	790	25	17 : 29	Team
26	Tom Willmot-So.	New Lenox (Lincoln-Way Central)	843	26	17 : 31	Team
27	Kyle Abrahamsen-Jr.	Palos Heights (Shepard)	873	27	17 : 32	
28	Ralph Woolard-So.	Oak Forest	849	28	17 : 32	
29	Mike Prokop-Fr.	Palos Heights (Shepard)	875	29	17 : 33	
30	Kevin Omahen-Sr.	Tinley Park (Andrew)	897	30	17 : 35	Team
31	John Molloy-Sr.	Lockport (Twp.)	817	31	17 : 35	Team
32	David Newton-Jr.	Midlothian (Bremen)	830	32	17 : 36	
33	Rick Olmedo-So.	Blue Island (Eisenhower)	775	33	17 : 38	
34	Ben Salabura-Sr.	Chicago (Marist)	791	34	17 : 41	Team
35	Ryan Piotrowski-Jr.	Lockport (Twp.)	815	35	17 : 42	Team
36	Rob Puttkammer-Jr.	New Lenox (Lincoln-Way Central)	837	36	17 : 44	Team
37	Matt Andorf-Sr.	Lockport (Twp.)	814	37	17 : 47	Team
38	Ryan Haberkorn-Fr.	Chicago (Marist)	792	38	17 : 51	Team
39	Steve Ahlgrim-So.	New Lenox (Lincoln-Way Central)	838	39	17 : 52	Team
40	Kevin Wolz-So.	Palos Hills (Stagg)	891	40	17 : 57	
41	Leo Pathy-Jr.	Palos Hills (Stagg)	890	41	18 : 00	
42	Joey Dubois-So.	Chicago (Marist)	793	42	18 : 02	Team
43	Alex Kluchki-So.	Tinley Park (Andrew)	906	43	18 : 03	Team
44	Tony Burbatt-Sr.	Midlothian (Bremen)	826	44	18 : 07	
45	Keith Fuentes-Jr.	Midlothian (Bremen)	828	45	18 : 08	
46	Tommy Sifuentez-Sr.	Midlothian (Bremen)	832	46	18 : 17	
47	Nathan Spreitzer-So.	New Lenox (Lincoln-Way Central)	842	47	18 : 20	Team
48	Matt Schulz-Sr.	Tinley Park (H.S.)	908	48	18 : 21	
49	Kurt Nowag-Jr.	Palos Heights (Shepard)	874	49	18 : 22	
50	Austin Arianoutsos-Sr.	Midlothian (Bremen)	823	50	18 : 24	

Cross country course located at: Midlothian Meadows Forest Preserve

Race distance: 3.0 miles

IHSA Regional Cross Country Championships

Hosted by: Bremen High School

October 21, 2006

Boy's Varsity

Pl.	Name	School	#	T.Pl	Time	Qualifiers
51	Fridman Rodriguez-Jr.	Midlothian (Bremen)	831	51	18 : 25	
52	Greg Jeffries-Sr.	Tinley Park (Andrew)	899	52	18 : 26	Team
53	Tyler Blaha-Gruszka-Jr.	Palos Hills (Stagg)	892	53	18 : 29	
54	Ben Zielinski-Jr.	Midlothian (Bremen)	834	54	18 : 31	
55	Will Scott-Jr.	Tinley Park (Andrew)	900	55	18 : 32	Team
56	Allan Urbaniak-So.	Palos Heights (Shepard)	876	56	18 : 36	
57	Declan McDonnell-Jr.	Palos Hills (Stagg)	889	57	18 : 37	
58	Will Allen-Jr.	Blue Island (Eisenhower)	778	58	18 : 48	
59	Clifton Ely-Jr.	Tinley Park (H.S.)	911	59	18 : 48	
60	Ryan Burke-Jr.	Oak Forest	851	60	18 : 49	
61	Pete Sullivan-Jr.	Lockport (Twp.)	822	61	18 : 53	Team
62	Ryan O'Neill-Sr.	Palos Heights (Shepard)	877	62	19 : 01	
63	James Tropper-Jr.	Lockport (Twp.)	819	63	19 : 21	Team
64	Adrian Rodriguez-Jr.	Blue Island (Eisenhower)	783	64	19 : 22	
65	Matt Krolic-So.	Oak Forest	856	65	19 : 25	
66	Mehul Amin-Jr.	Oak Forest	858	66	19 : 32	
67	Robert Dompeling-Jr.	Blue Island (Eisenhower)	776	67	19 : 32	
68	Phillip Burke-Jr.	Country Club Hills (Hillcrest)	807	68	19 : 33	
69	Ron Oneal-Sr.	Oak Forest	853	69	19 : 39	
70	Kendall Hicks-Jr.	Tinley Park (H.S.)	910	70	19 : 42	
71	Jed Oyeyemi-So.	Country Club Hills (Hillcrest)	803	71	19 : 45	
72	Jeremy Graddick-Sr.	Country Club Hills (Hillcrest)	800	72	19 : 46	
73	Sam Gerald-So.	Country Club Hills (Hillcrest)	804	73	20 : 49	
74	Justin Kozak-Sr.	Blue Island (Eisenhower)	780	74	21 : 01	
75	Oscar Sanchez-Jr.	Blue Island (Eisenhower)	777	75	21 : 04	
76	Ed Hoholik-Sr.	Oak Forest	847	76	21 : 09	
77	Jamal Britton-Sr.	Country Club Hills (Hillcrest)	805	77	21 : 45	
78	Bitek Nono-Jr.	Country Club Hills (Hillcrest)	801	78	21 : 45	
79	Walter Marquardt-Jr.	Blue Island (Eisenhower)	782	79	21 : 51	
80	Travis Greene-Jr.	Country Club Hills (Hillcrest)	802	80	23 : 53	
81	Keifer Thomas-So.	Tinley Park (H.S.)	913	81	27 : 54	
82				82	:	
83				83	:	
84				84	:	
85				85	:	
86				86	:	
87				87	:	
88				88	:	
89				89	:	
90				90	:	
91				91	:	
92				92	:	
93				93	:	
94				94	:	
95				95	:	
96				96	:	
97				97	:	
98				98	:	
99				99	:	
100				100	:	

IHSA BOYS' LOCKPORT SECTIONAL
MEN'S 5K RUN

SCORES

1. Orland Park Sandburg	62	11. Tinley Park Andrew	306
2. Lincoln Way East	84	12. Marian Catholic	337
3. Naperville North	90	13. Chicago Marist	365
4. Naperville (Neuqua Valley)	107	14. Illiana Christian	409
5. Lisle (Benet Academy)	124	15. Thornton Township	423
6. Downers Grove North	145	16. Bloom	433
7. Downers Grove South	160	17. Oak Lawn	461
8. Brother Rice	221	18. Richards	507
9. Lincoln-Way Central	259	19. Reavis	535
10. Lockport Township High	291	20. St. Laurence	597

FIN	NAME	TEAM	RESULTS	PTS
1.	Mark Battista (12)	New Lenox Lincoln-Way Central	15:55.0	1
2.	Christopher Derrick (11)	Naperville (Neuqua Valley)	16:06.0	2
3.	Jim Riddle (11)	Naperville (Neuqua Valley)	16:17.0	3
4.	Luke Ryan (12)	Downers Grove North	16:24.0	4
5.	Kyle Kirchner (12)	Lincoln Way East	16:26.0	5
6.	Kevin Adamowski (12)	Orland Park Sandburg	16:35.0	6
7.	Nathan Troester (11)	Lincoln Way East	16:36.0	7
8.	Myles Garza (12)	Bolingbrook	16:37.0	-
9.	Justin SMith (12)	Orland Park Sandburg	16:39.0	8
10.	Myles Scott Stirn (11)	Lincoln Way East	16:46.0	9
11.	Kyle Gibson (10)	Naperville North	16:46.1	10
12.	Brad LaRocque (12)	Orland Park Sandburg	16:47.0	11
13.	Tom Sideras (12)	Orland Park Sandburg	16:52.0	12
14.	Brian Denk (11)	Hinsdale South	16:52.1	-
15.	Jonathan Newman (11)	Naperville North	16:54.0	13
16.	Lee Vlcek (11)	Hinsdale South	16:58.0	-
17.	Nick Geyer (12)	Lisle (Benet Academy)	17:00.0	14
18.	Devon Kelly (12)	Downers Grove South	17:00.1	15
19.	Rich Eber (11)	Brother Rice	17:01.0	16
20.	John Tessling (12)	Bloom	17:06.0	17
21.	Blake Fisher (12)	Naperville North	17:06.1	18
22.	Ron Revord (11)	Lincoln Way East	17:07.0	19
23.	Steven Schmid (11)	Downers Grove South	17:09.0	20
24.	Alan Graves (12)	Downers Grove North	17:09.1	21
25.	Matt Clifford (12)	Lisle (Benet Academy)	17:10.0	22
26.	Wesley Sewell (12)	Palos Heights Shepard	17:11.0	-
27.	Mike Trattner (12)	Naperville North	17:12.0	23
28.	Aaron Silver (11)	Downers Grove North	17:15.0	24
29.	Mike Marbach (11)	Orland Park Sandburg	17:16.0	25
30.	David McWilliams (10)	Naperville North	17:17.0	26

31. Brian Schroeck (12)	Lisle (Benet Academy)	17:17.1	27
32. Michael Ruff (11)	Naperville (Neuqua Valley)	17:21.0	28
33. Stephen O'Donnell (11)	Naperville Central	17:21.1	-
34. Kyle Engnell (11)	Lockport Township High	17:25.0	29
35. Robby Olp (11)	Lisle (Benet Academy)	17:27.0	30
36. Nick Marachese (12)	Lisle (Benet Academy)	17:28.0	31
37. David Kappel (12)	Downers Grove South	17:29.0	32
38. Thomas Fielder (11)	Hinsdale Central	17:30.0	-
39. Chuck Archer (12)	Orland Park Sandburg	17:30.1	P
40. Nick Sustersic (11)	Palos Hills Stagg	17:31.0	-
41. Ethan Simmons (10)	New Lenox Lincoln-Way Central	17:34.0	
42. Brian Morenus (10)	Naperville (Neuqua Valley)	17:36.0	35
43. Mike Young (12)	Orland Park Sandburg	17:40.0	P
44. Kyle Middleton (11)	Palos Heights Shepard	17:40.1	-
45. Jim Glavas (11)	Brother Rice	17:41.0	37
46. Matt Rychel (11)	Tinley Park Andrew	17:42.0	38
47. Danny Pawola (10)	Naperville (Neuqua Valley)	17:42.1	39
48. Alex Krouse (11)	Lisle (Benet Academy)	17:43.0	P
49. Joe Targosz (12)	Lockport Township High	17:45.0	41
50. Dan Phistry (10)	Downers Grove North	17:47.0	42
51. Andy Mitchell (11)	Downers Grove South	17:48.0	43
52. Mark Crawley (12)	Lincoln Way East	17:50.0	44
53. Matt Corley (12)	Brother Rice	17:51.0	45
54. Paul Clifford (9)	Lisle (Benet Academy)	17:55.0	P
55. Connor Williams (12)	Tinley Park Andrew	17:57.0	47
56. Brandon Grode (12)	Tinley Park Andrew	18:02.0	48
57. Adam Brzesckiewicz (12)	Marian Catholic	18:05.0	49
58. Brian Frank (12)	Oak Forest	18:07.0	-
59. Andrew Quigley (11)	Downers Grove South	18:08.0	50
60. Joshua Budnik (11)	Naperville (Neuqua Valley)	18:08.1	P
61. Chris Lechner (11)	Downers Grove South	18:09.0	P
62. Tim Stannis (11)	Marian Catholic	18:09.1	53
63. Joe Lambert (11)	Downers Grove North	18:10.0	54
64. Joe Hosty (12)	Lincoln Way East	18:11.0	P
65. Kevin Grady (11)	Naperville (Neuqua Valley)	18:14.0	P
66. Carl Burres (12)	Rich Central	18:14.1	-
67. Ryan Bruni (12)	Marian Catholic	18:16.0	57
68. Nick Kramer (11)	Illiana Christian	18:17.0	58
69. Jordan Piaskowy (11)	Illiana Christian	18:18.0	59
70. Will Stanko (12)	Oak Lawn	18:21.0	60
71. Dan Corcoran (11)	Brother Rice	18:21.1	61
72. Dan Hasty (11)	Brother Rice	18:23.0	62
73. Greg Deddo (12)	Downers Grove North	18:23.1	P
74. Tom Willmot (10)	New Lenox Lincoln-Way Central	18:24.0	64
75. Jacob Brower (11)	Downers Grove North	18:25.0	P
76. Donovan Nash (11)	Thornton Township	18:26.0	66

77. Tony Cinnerella (12)	Chicago Marist	18:27.0	67
78. Criag Maher (12)	Oak Lawn	18:28.0	68
79. Kevin Omahen (12)	Tinley Park Andrew	18:29.0	69
80. Roy Witty (12)	Chicago Marist	18:30.0	70
81. Ryan Slager (11)	Mt. Carmel	18:31.0	-
82. Kevin Randolph (12)	Chicago Marist	18:33.0	71
83. Ryan Piotrowski (11)	Lockport Township High	18:33.1	72
84. T.J. Sayre (12)	T.F. South	18:33.2	-
85. John Molloy (12)	Lockport Township High	18:34.0	73
86. Joe Korte (12)	New Lenox Lincoln-Way Central	18:34.1	74
87. Craig Schieve (10)	Downers Grove South	18:35.0	P
88. Matt Andorf (12)	Lockport Township High	18:39.0	76
89. Ben Salabura (12)	Chicago Marist	18:39.1	77
90. Stephen Oldenburg (12)	Reavis	18:40.0	78
91. Ryan Merriman (11)	Marian Catholic	18:41.0	79
92. Ryan Haberkorn (9)	Chicago Marist	18:42.0	80
93. Joey Dubois (10)	Chicago Marist	18:42.1	P
94. Kevin Brejcha (12)	Brother Rice	18:47.0	P
95. Joshua Washington (12)	Thornton Township	18:49.0	83
96. Scott Hankes (12)	Richards	18:50.0	84
97. Tom Dehlin (11)	Chicago Marist	18:51.0	P
98. Steve Ahlgrim (10)	New Lenox Lincoln-Way Central	18:52.0	86
99. Willy Robinson (12)	Thornton Township	18:52.1	87
100. Adam Currier (11)	Brother Rice	18:53.0	P
101. Patrick Chojancki (10)	New Lenox Lincoln-Way Central	18:53.1	
102. Matt Niendorf (9)	Lincoln Way East	18:54.0	P
103. Ron Sherrod (10)	Bloom	18:54.1	91
104. Kaleb Schmel (11)	Illiana Christian	18:55.0	92
105. Jerome Kotel (12)	T.F. South	18:57.0	-
106. Rick Davey (11)	Palos Hills Stagg	19:01.0	-
107. Angel Perez (11)	Thornton Township	19:03.0	93
108. Courtney Weisinger (12)	Thornton Township	19:04.0	94
109. Justin Gertz (11)	Bloom	19:05.0	95
110. Arun Dahiya (11)	Homewood Flossmoor	19:07.0	-
111. Kody Eitzen (10)	T.F. South	19:17.0	-
112. Tom Crivilone (11)	Richards	19:19.0	96
113. Austin Warner (11)	Illiana Christian	19:20.0	97
114. Chris Batzel (10)	St. Laurence	19:21.0	98
115. Justin Vanderbilt (12)	Marian Catholic	19:27.0	99
116. Fernando Godinez (12)	Richards	19:29.0	100
117. James Johnson (10)	Reavis	19:29.1	101
118. Nathan Spreitzer (10)	New Lenox Lincoln-Way Central	19:31.0	P
119. David Hookstra (12)	Illiana Christian	19:33.0	103
120. Alex Kluchki (10)	Tinley Park Andrew	19:37.0	104
121. Matt Daplaris (10)	Oak Lawn	19:38.0	105
122. Dan Szewczka (11)	Reavis	19:39.0	106

123.	Juan Sanchez (11)	Bloom	19:40.0	107	
124.	Josh Shirley (10)	Lockport Township High	19:43.0		P
125.	Mark Bodhan (10)	Lockport Township High	19:44.0		P
126.	Brian McGrath (10)	Tinley Park Andrew	19:45.0		P
127.	Nasim Samra (11)	Oak Lawn	19:49.0	111	
128.	Jim Murray (11)	Richards	19:54.0	112	
129.	Max Cole (12)	Mt. Carmel	19:54.1	-	
130.	Luke Kriegsheld (10)	Illiana Christian	19:55.0		P
131.	Matthew Rossback (12)	Marian Catholic	19:55.1		P
132.	Brian Hanks (12)	Richards	19:55.2	115	
133.	Tom VanKley (10)	Illiana Christian	19:58.0		P
134.	Tom Hansen (9)	Oak Lawn	19:58.1	117	
135.	Nick Ziganto (11)	Tinley Park Andrew	20:01.0		P
136.	Jared Green (12)	Thornton Township	20:03.0		P
137.	John Tervanis (10)	St. Laurence	20:09.0	120	
138.	Pat McAllister (10)	St. Laurence	20:19.0	121	
139.	Eben Lancerio (10)	Oak Lawn	20:24.0		P
140.	Matthew Rodriguez (9)	Bloom	20:30.0	123	
141.	Joel Littero (9)	Reavis	20:31.0	124	
142.	Montrell Grimes (9)	Bloom	20:34.0		P
143.	Timothy Patula (11)	Reavis	20:34.1	126	
144.	Michael Zero (11)	Oak Lawn	20:39.0		P
145.	Phil Rizzo (10)	Evergreen Park	20:43.0	-	
146.	Cordale Owens (12)	Chicago Leo	20:58.0	-	
147.	Nick Martz (9)	St. Laurence	21:11.0	128	
148.	Michael Roche (12)	Marian Catholic	21:11.1		P
149.	Eric Dulzo (11)	Evergreen Park	21:14.0	-	
150.	Pat Foley (9)	St. Laurence	21:29.0	130	
151.	Denis Doherty (12)	St. Laurence	21:36.0		P
152.	Jose Delgado (12)	Reavis	21:50.0		P
153.	Brandon Sheeren (9)	St. Laurence	22:19.0		P
154.	Arthur Stringham (10)	Richards	22:23.0		P
155.	Matthew Page (10)	Bloom	22:31.0		P
156.	Steve Galdek (11)	Richards	23:25.0		P

TEAM	NAME	FIN	RESULTS	PTS
1. Orland Park Sandburg	Kevin Adamowski (12)	6	16:35	6
	Justin SMith (12)	9	16:39	8
	Brad LaRocque (12)	12	16:47	11
	Tom Sideras (12)	13	16:52	12
	Mike Marbach (11)	29	17:16	25
	Chuck Archer (12)	39	17:30	
	Mike Young (12)	43	17:40	

Orland Park Sandburg	** TEAM TOTAL **		1:24:09	62
2. Lincoln Way East	Kyle Kirchner (12)	5	16:26	5
	Nathan Troester (11)	7	16:36	7
	Myles Scott Stirn (11)	10	16:46	9
	Ron Revord (11)	22	17:07	19
	Mark Crawley (12)	52	17:50	44
	Joe Hosty (12)	64	18:11	
	Matt Niendorf (9)	102	18:54	
Lincoln Way East	** TEAM TOTAL **		1:24:45	84
3. Naperville North	Kyle Gibson (10)	11	16:46	10
	Jonathan Newman (11)	15	16:54	13
	Blake Fisher (12)	21	17:06	18
	Mike Trattner (12)	27	17:12	23
	David McWilliams (10)	30	17:17	26
	John Sadlik (12)	157	00 00	
	Michael Herbert (10)	158	00 00	
Naperville North	** TEAM TOTAL **		1:25:15	90
4. Naperville (Neuqua Valley)	Christopher Derrick (11)	2	16:06	2
	Jim Riddle (11)	3	16:17	3
	Michael Ruff (11)	32	17:21	28
	Brian Morenus (10)	42	17:36	35
	Danny Pawola (10)	47	17:42	39
	Joshua Budnik (11)	60	18:08	
	Kevin Grady (11)	65	18:14	
Naperville (Neuqua Valley)	** TEAM TOTAL **		1:25:02	107
5. Lisle (Benet Academy)	Nick Geyer (12)	17	17:00	14
	Matt Clifford (12)	25	17:10	22
	Brian Schroeck (12)	31	17:17	27
	Robby Olp (11)	35	17:27	30
	Nick Marachese (12)	36	17:28	31
	Alex Krouse (11)	48	17:43	
	Paul Clifford (9)	54	17:55	
Lisle (Benet Academy)	** TEAM TOTAL **		1:26:22	124
6. Downers Grove North	Luke Ryan (12)	4	16:24	4
	Alan Graves (12)	24	17:09	21
	Aaron Silver (11)	28	17:15	24
	Dan Phistry (10)	50	17:47	42
	Joe Lambert (11)	63	18:10	54
	Greg Deddo (12)	73	18:23	
	Jacob Brower (11)	75	18:25	
Downers Grove North	** TEAM TOTAL **		1:26:45	145
7. Downers Grove South	Devon Kelly (12)	18	17:00	15
	Steven Schmid (11)	23	17:09	20
	David Kappel (12)	37	17:29	32
	Andy Mitchell (11)	51	17:48	43
	Andrew Quigley (11)	59	18:08	50

	Chris Lechner (11)	61	18:09		
	Craig Schieve (10)	87	18:35		
Downers Grove South	** TEAM TOTAL **			1:27:34	160
8. Brother Rice	Rich Eber (11)	19	17:01	16	
	Jim Glavas (11)	45	17:41	37	
	Matt Corley (12)	53	17:51	45	
	Dan Corcoran (11)	71	18:21	61	
	Dan Hasty (11)	72	18:23	62	
	Kevin Brejcha (12)	94	18:47		
	Adam Currier (11)	100	18:53		
Brother Rice	** TEAM TOTAL **			1:29:17	221
9. New Lenox Lincoln-Way Central	Mark Battista (12)	1	15:55	1	
	Ethan Simmons (10)	41	17:34	34	
	Tom Willmot (10)	74	18:24	64	
	Joe Korte (12)	86	18:34	74	
	Steve Ahlgrim (10)	98	18:52	86	
	Patrick Chojancki (10)	101	18:53		
	Nathan Spreitzer (10)	118	19:31		
New Lenox Lincoln-Way Central	** TEAM TOTAL **			1:29:19	
259					
10. Lockport Township High	Kyle Engnell (11)	34	17:25	29	
	Joe Targosz (12)	49	17:45	41	
	Ryan Piotrowski (11)	83	18:33	72	
	John Molloy (12)	85	18:34	73	
	Matt Andorf (12)	88	18:39	76	
	Josh Shirley (10)	124	19:43		
	Mark Bodhan (10)	125	19:44		
Lockport Township High	** TEAM TOTAL **			1:30:56	291
11. Tinley Park Andrew	Matt Rychel (11)	46	17:42	38	
	Connor Williams (12)	55	17:57	47	
	Brandon Grode (12)	56	18:02	48	
	Kevin Omahen (12)	79	18:29	69	
	Alex Kluchki (10)	120	19:37	104	
	Brian McGrath (10)	126	19:45		
	Nick Ziganto (11)	135	20:01		
Tinley Park Andrew	** TEAM TOTAL **			1:31:47	306
12. Marian Catholic	Adam Brzesckiewicz (12)	57	18:05	49	
	Tim Stannis (11)	62	18:09	53	
	Ryan Bruni (12)	67	18:16	57	
	Ryan Merriman (11)	91	18:41	79	
	Justin Vanderbilt (12)	115	19:27	99	
	Matthew Rossback (12)	131	19:55		
	Michael Roche (12)	148	21:11		
Marian Catholic	** TEAM TOTAL **			1:32:38	337
13. Chicago Marist	Tony Cinnerella (12)	77	18:27	67	
	Roy Witty (12)	80	18:30	70	

	Kevin Randolph (12)	82	18:33	71
	Ben Salabura (12)	89	18:39	77
	Ryan Haberkorn (9)	92	18:42	80
	Joey Dubois (10)	93	18:42	
	Tom Dehlin (11)	97	18:51	
Chicago Marist	** TEAM TOTAL **		1:32:51	365
14. Illiana Christian	Nick Kramer (11)	68	18:17	58
	Jordan Piaskowy (11)	69	18:18	59
	Kaleb Schmel (11)	104	18:55	92
	Austin Warner (11)	113	19:20	97
	David Hookstra (12)	119	19:33	103
	Luke Kriegsheld (10)	130	19:55	
	Tom VanKley (10)	133	19:58	
Illiana Christian	** TEAM TOTAL **		1:34:23	409
15. Thornton Township	Donovan Nash (11)	76	18:26	66
	Joshua Washington (12)	95	18:49	83
	Willy Robinson (12)	99	18:52	87
	Angel Perez (11)	107	19:03	93
	Courtney Weisinger (12)	108	19:04	94
	Jared Green (12)	136	20:03	
	Erik Perez (12)	160	00:00	
Thornton Township	** TEAM TOTAL **		1:34:14	423
16. Bloom	John Tessling (12)	20	17:06	17
	Ron Sherrod (10)	103	18:54	91
	Justin Gertz (11)	109	19:05	95
	Juan Sanchez (11)	123	19:40	107
	Matthew Rodriguez (9)	140	20:30	123
	Montrell Grimes (9)	142	20:34	
	Matthew Page (10)	155	22:31	
Bloom	** TEAM TOTAL **		1:35:15	433
17. Oak Lawn	Will Stanko (12)	70	18:21	60
	Criag Maher (12)	78	18:28	68
	Matt Daplaris (10)	121	19:38	105
	Nasim Samra (11)	127	19:49	111
	Tom Hansen (9)	134	19:58	117
	Eben Lancerio (10)	139	20:24	
	Michael Zero (11)	144	20:39	
Oak Lawn	** TEAM TOTAL **		1:36:14	461
18. Richards	Scott Hanks (12)	96	18:50	84
	Tom Crivilone (11)	112	19:19	96
	Fernando Godinez (12)	116	19:29	100
	Jim Murray (11)	128	19:54	112
	Brian Hanks (12)	132	19:55	115
	Arthur Stringham (10)	154	22:23	
	Steve Galdek (11)	156	23:25	
Richards	** TEAM TOTAL **		1:37:27	507

Team Score	ILLINOIS HIGH SCHOOL ASSOCIATION State Cross Country Championships				Boys Class AA			
	Peoria, Illinois				November 4, 2006			
1. Elmhurst (York)	4	5	9	20	22	(30)	(40)	= 60
2. St. Charles (North)	17	19	27	44	58	(86)	(121)	= 165
3. Schaumburg (H.S.)	11	15	32	48	64	(69)	(118)	= 170
4. Orland Park (Sandburg)	12	21	36	37	78	(153)	(166)	= 184
5. Aurora (Waubonsie Valley)	29	33	35	46	53	(111)	(124)	= 196
6. Palatine (H.S.)	6	8	45	67	80	(123)	(157)	= 206
7. Frankfort (Lincoln-Way East)	16	18	23	54	127	(151)	(179)	= 238
8. Naperville (North)	10	52	57	59	62	(70)	(71)	= 240
9. Naperville (Neuqua Valley)	2	13	79	100	106	(141)	(177)	= 300
10. Wheaton (North)	14	47	49	95	104	(110)	(139)	= 309
11. Glen Ellyn (Glenbard South)	39	43	88	96	105	(135)	(191)	= 371
12. Arlington Heights (Hersey)	1	25	77	131	149	(160)	(190)	= 383
13. Wilmette (Loyola Academy)	3	55	101	112	116	(122)	(171)	= 387
14. Lisle (Benet Academy)	42	51	90	98	119	(120)	(126)	= 400
15. LaGrange (Lyons)	60	76	85	89	91	(117)	(146)	= 401
16. Winnetka (New Trier)	31	63	99	103	107	(163)	(207)	= 403
17. Mt. Prospect (Prospect)	50	65	74	97	133	(148)	(183)	= 419
18. Geneva	61	73	81	115	128	(129)	(173)	= 458
19. Sycamore	24	72	109	140	161	(162)	(205)	= 506
20. Rockton (Hononegah)	7	93	102	145	168	(194)	(203)	= 515
21. O'Fallon	26	28	136	175	182	(184)	(187)	= 547
22. Hoffman Estates (H.S.)	56	113	114	134	142	(185)	(188)	= 559
23. Galesburg (H.S.)	68	75	138	155	165	(181)	(201)	= 601
24. Oak Park (Fenwick)	82	94	137	147	152	(176)	(180)	= 612
25. Rock Island (H.S.)	41	92	125	172	186	(202)	(204)	= 616
26. Bloomington (H.S.)	66	108	144	156	164	(169)	(206)	= 638
27. Chatham (Glenwood)	34	132	143	167	174	(192)	(195)	= 650

ILLINOIS HIGH SCHOOL ASSOCIATION
State Cross Country Championships
Boys AA - November 4, 2006

Place	Time	NAME	CL	SCHOOL	TIME	P
1.		Evan Jager	Sr	Algonguin (Jacobs)	14:07	4
2.	1	Kevin Havel	Jr	Arlington Heights (Hersey)	14:12	4
3.	2	Chris Derrick	Jr	Naperville (Neuqua Valley)	14:22	4
4.		Dan Chenoweth	Sr	Geneseo	14:24	4
5.		Dave Grange	Sr	Aurora (Marmion Academy)	14:24	4
6.		Mark Battista	Sr	New Lenox (Lincoln-Way Central	14:28	4
7.	3	Tom Robbins	Sr	Wilmette (Loyola Academy)	14:28	4
8.	4	Tom Achtien	Jr	Elmhurst (York)	14:30	4
9.	5	Mike Fry	Sr	Elmhurst (York)	14:33	4
10.		Luke Ryan	Sr	Downers Grove (North)	14:33	4
11.		Noble Schermerhorn	Sr	Deerfield	14:35	4
12.	6	Mat Smoody	Jr	Palatine (H.S.)	14:35	4
13.	7	Ryan Jacobs	Sr	Rockton (Hononegah)	14:39	4
14.	8	Sagar Patel	Sr	Palatine (H.S.)	14:41	4
15.	9	Steve Sulkin	So	Elmhurst (York)	14:41	4
16.	10	Kyle Gibson	So	Naperville (North)	14:42	4
17.	11	Mike Spain	Sr	Schaumburg (H.S.)	14:42	4
18.		Derek Erickson	Sr	Crystal Lake (Central)	14:42	4
19.	12	Kevin Adamowski	Sr	Orland Park (Sandburg)	14:44	4
20.	13	Jim Riddle	Jr	Naperville (Neuqua Valley)	14:45	4
21.	14	Chase Kadlec	Jr	Wheaton (North)	14:46	4
22.		Ryan Hoklas	Sr	Crystal Lake (Prairie Ridge)	14:46	4
23.	15	Jon Roberts	Sr	Schaumburg (H.S.)	14:48	4
24.	16	Kyle Kirchner	Sr	Frankfort (Lincoln-Way East)	14:49	4
25.		Cory Nanni	Sr	Normal (Community West)	14:51	4
26.	17	Scott Speare	Jr	St. Charles (North)	14:52	4
27.	18	Myles-Scot Stirn	Jr	Frankfort (Lincoln-Way East)	14:52	4
28.	19	Chris DeSilva	Jr	St. Charles (North)	14:53	4
29.		Brad Keating	Sr	Cary (C.-Grove)	14:54	4
30.	20	Mark Sulkin	Sr	Elmhurst (York)	14:54	4
31.	21	Tom Sideras	Sr	Orland Park (Sandburg)	14:55	4
32.	22	Alan D'Ambrogio	Sr	Elmhurst (York)	14:56	4
33.	23	Nathan Troester	Jr	Frankfort (Lincoln-Way East)	14:56	4
34.	24	Derek Campbell	Jr	Sycamore	14:56	4
35.		Griffin Lawler	Sr	Chicago (Young)	14:57	4
36.	25	Billy Wisser	Jr	Arlington Heights (Hersey)	14:58	5
37.	26	Dan Dunbar	Sr	O'Fallon	14:58	5
38.	27	Zack Johnson	Sr	St. Charles (North)	14:58	5
39.	28	Josh Eickmeier	Sr	O'Fallon	14:59	5
40.	29	Mark Schumacher	Jr	Aurora (Waubonsie Valley)	14:59	5
41.		TJ McMorrow	Jr	Metamora	15:00	5
42.	30	Nick Kuczvara	Sr	Elmhurst (York)	15:01	5
43.		Travis Lavin	Sr	Centralia	15:01	5
44.		Myles Garza	Sr	Bolingbrook	15:03	5
45.		Neal Klein	Jr	Streamwood	15:04	5
46.		Lee Vlcek	Jr	Darien (Hinsdale South)	15:04	5
47.	31	Mike Schmidt	Jr	Winnetka (New Trier)	15:05	5
48.		Nick Lane	Jr	Grayslake (North)	15:05	5
49.	32	Jim Link	Sr	Schaumburg (H.S.)	15:05	5
50.		Pete Casa	JR	Wheaton (W. Warrenville South)	15:05	5
51.	33	David Schumacher	Jr	Aurora (Waubonsie Valley)	15:06	5
52.	34	Neal Anderson	Jr	Chatham (Glenwood)	15:06	5
53.		Josh Stein	Jr	Aurora (Marmion Academy)	15:08	5
54.	35	Ryan Shea	So	Aurora (Waubonsie Valley)	15:09	5

55.	36	Justin Smith	Sr Orland Park (Sandburg)	15:09	5
56.	37	Brad LaRocque	Sr Orland Park (Sandburg)	15:09	5
57.	38	Andrew Josselyn	Sr Edwardsville (H.S.)	15:09	5
58.		Bill Miller	Sr Metamora	15:09	5
59.	39	John Navarro	Sr Glen Ellyn (Glenbard South)	15:09	5
60	40	Tim Jung	Sr Elmhurst (York)	15:09	5

Page 2

ILLINOIS HIGH SCHOOL ASSOCIATION
State Cross Country Championships
Boys AA - November 4, 2006

Place	TmPl	NAME	CL SCHOOL	TIME	P
61.	41	Kyle Staley	Sr Rock Island (H.S.)	15:09	5
62.	42	Nick Geyer	Sr Lisle (Benet Academy)	15:09	5
63.	43	Daniel Kuhlman	Sr Glen Ellyn (Glenbard South)	15:11	5
64.	44	Bryan Barker	Sr St. Charles (North)	15:11	5
65.		Chris Simmons	Sr Centralia	15:11	5
66.	45	Matt Dettloff	Sr Palatine (H.S.)	15:12	5
67.	46	Emmett Lorenz	So Aurora (Waubonsie Valley)	15:13	5
68.	47	Graham Farnsworth	Jr Wheaton (North)	15:14	5
69.	48	Nathan Rutz	Jr Schaumburg (H.S.)	15:15	5
70.	49	Collin Christensen	Jr Wheaton (North)	15:15	5
71.		Andrew Jacobi	Sr Palatine (Fremd)	15:15	5
72.		Ryan Leyba	Sr Skokie (Niles West)	15:16	5
73.	50	Dave Anczyk	Sr Mt. Prospect (Prospect)	15:16	5
74.		Patrick Geoghegan	Jr Oak Park (O.P.-River Forest)	15:16	5
75.		TR Purcell	Sr Bartonville (Limestone)	15:17	5
76.	51	Matt Clifford	Sr Lisle (Benet Academy)	15:18	5
77.	52	Paul Boyer	Jr Naperville (North)	15:18	5
78.	53	Henry Lapka	Sr Aurora (Waubonsie Valley)	15:19	5
79.	54	Ron Revord	Jr Frankfort (Lincoln-Way East)	15:19	5
80.	55	Matt Heinz	Sr Wilmette (Loyola Academy)	15:20	5
81.	56	Matthew Perez	So Hoffman Estates (H.S.)	15:20	5
82.	57	Jon Newman	Jr Naperville (North)	15:21	5
83.	58	Maxwell Clink	So St. Charles (North)	15:21	5
84.		Edgar Guzman	Sr Berwyn-Cicero (Morton)	15:22	5
85.		Moe Bahrani	Jr Vernon Hills	15:22	5
86.	59	Dan Harper	Jr Naperville (North)	15:22	5
87.	60	Neil Driscoll	Sr LaGrange (Lyons)	15:23	5
88.		Matt Barns	Jr Barrington	15:23	5
89.	61	Greg Adelman	So Geneva	15:23	5
90.	62	Blake Fisher	Sr Naperville (North)	15:24	5
91.	63	Colin Gazley	Sr Winnetka (New Trier)	15:24	5
92.	64	Joey Myszka	Sr Schaumburg (H.S.)	15:24	5
93.	65	Arthur Baptist	Sr Mt. Prospect (Prospect)	15:25	5
94.	66	Josh Roig	So Bloomington (H.S.)	15:25	5
95.	67	Kevin O'Brien	Jr Palatine (H.S.)	15:25	5
96.	68	Josh Bailey	Sr Galesburg (H.S.)	15:26	5
97.	69	Brian Burkhardt	Jr Schaumburg (H.S.)	15:27	5
98.	70	David McWilliams	So Naperville (North)	15:27	5
99.	71	Mike Trattner	Sr Naperville (North)	15:27	5
100.	72	Peter Grimson	Jr Sycamore	15:28	5
101.	73	Drew Isbell	Jr Geneva	15:28	5
102.	74	Chris Hayek	So Mt. Prospect (Prospect)	15:28	5
103.	75	Zack Yeager	Sr Galesburg (H.S.)	15:28	5
104.	76	Sam Kehoe	Jr LaGrange (Lyons)	15:29	5
105.	77	Erik Stanton	So Arlington Heights (Hersey)	15:30	5
106.	78	Mike Marbach	Jr Orland Park (Sandburg)	15:30	5
107.	79	Mike Ruff	Jr Naperville (Neuqua Valley)	15:30	5
108.	80	Alex Mourousias	Jr Palatine (H.S.)	15:31	5

109.	Brian Denk	Jr Darien (Hinsdale South)	15:32	5
110.	81 Evan Ehrhardt	Jr Geneva	15:32	5
111.	82 Robert Ayres	Sr Oak Park (Fenwick)	15:33	5
112.	83 Eric Johannigmeier	Sr Edwardsville (H.S.)	15:33	5
113.	84 Aaron Osborne	Jr Springfield (H.S.)	15:34	5
114.	85 Paul Busse	Sr LaGrange (Lyons)	15:35	5
115.	Shawn Dillard	Sr Granite City	15:35	5
116.	Morgan Davis	Sr Carbondale	15:35	5
117.	86 Jose Sanchez-Vasque	Sr St. Charles (North)	15:36	5
118.	87 Chris Frank	Jr Springfield (Sacred Heart-Grif	15:36	5
119.	88 Tim Honig	Sr Glen Ellyn (Glenbard South)	15:36	5
120.	Devon Kelly	Sr Downers Grove (South)	15:37	5

Page 3

ILLINOIS HIGH SCHOOL ASSOCIATION
State Cross Country Championships
Boys AA - November 4, 2006

Place	TmPl	NAME	CL SCHOOL	TIME	P
121.	89	Jake Discipio	Sr LaGrange (Lyons)	15:37	5
122.	90	Brian Schroeck	Sr Lisle (Benet Academy)	15:37	5
123.	91	Mike Janusek	So LaGrange (Lyons)	15:38	5
124.		Justin Sebens	Sr Mahomet (M.-Seymour)	15:38	5
125.	92	Travis Anderson	So Rock Island (H.S.)	15:39	5
126.	93	Robert Anderson	Sr Rockton (Hononegah)	15:39	5
127.		Nick Holmes	Jr Bartonville (Limestone)	15:39	5
128.	94	Jordan Kramer	Sr Oak Park (Fenwick)	15:39	5
129.	95	Jack Vebber	Sr Wheaton (North)	15:40	5
130.		William O'Malley	So Rockford (Boylan)	15:41	5
131.	96	Brian Billie	Jr Glen Ellyn (Glenbard South)	15:41	5
132.	97	Keith Renaud	Sr Mt. Prospect (Prospect)	15:41	5
133.	98	Robby Olp	Jr Lisle (Benet Academy)	15:42	5
134.	99	Carl Starkey	Sr Winnetka (New Trier)	15:42	5
135.	100	Danny Pawola	So Naperville (Neuqua Valley)	15:42	5
136.	101	Eddie O'Connor	Sr Wilmette (Loyola Academy)	15:42	5
137.	102	Matt Brinkmeier	So Rockton (Hononegah)	15:43	5
138.	103	Lucas Konopka	Sr Winnetka (New Trier)	15:43	5
139.		Andrew Larsen	So Lombard (Montini)	15:43	5
140.	104	Ryan Mademann	Jr Wheaton (North)	15:44	5
141.	105	Kevin O'Brien	Sr Glen Ellyn (Glenbard South)	15:45	5
142.	106	Brian Morenus	So Naperville (Neuqua Valley)	15:45	5
143.	107	Patrick Quirke	Sr Winnetka (New Trier)	15:45	5
144.	108	Ben Nathan	Sr Bloomington (H.S.)	15:45	5
145.	109	Stefan Hueber	Jr Sycamore	15:46	5
146.	110	Justin Soderlund	Jr Wheaton (North)	15:46	5
147.	111	Ben Tromblay	Sr Aurora (Waubonsie Valley)	15:46	5
148.	112	Brian McGuire	Sr Wilmette (Loyola Academy)	15:46	5
149.	113	Emilio Saraga	Jr Hoffman Estates (H.S.)	15:47	5
150.	114	Ross Goers	Jr Hoffman Estates (H.S.)	15:47	5
151.	115	Matt Bowman	Sr Geneva	15:47	5
152.	116	Mark Donohue	Fr Wilmette (Loyola Academy)	15:48	5
153.	117	Kevin Campbell	Jr LaGrange (Lyons)	15:48	5
154.	118	Erich Seimetz	Jr Schaumburg (H.S.)	15:49	5
155.	119	Nick Marchese	Sr Lisle (Benet Academy)	15:49	5
156.	120	Paul Clifford	Fr Lisle (Benet Academy)	15:50	5
157.	121	Matthew Miller	So St. Charles (North)	15:50	5
158.	122	Dan Steinfelds	Jr Wilmette (Loyola Academy)	15:50	5
159.	123	Eddie Lopez	Jr Palatine (H.S.)	15:51	5
160.	124	Eric Brinlee	Jr Aurora (Waubonsie Valley)	15:51	5
161.		David Sherman	Sr Belleville (East)	15:51	5
162.	125	Scott Sparkman	Jr Rock Island (H.S.)	15:52	5

163.	126	Alex Krouse	Jr Lisle (Benet Academy)	15:52	5
164.	127	Mark Crowley	Sr Frankfort (Lincoln-Way East)	15:52	5
165.	128	Andrew Nelson	So Geneva	15:52	5
166.		Ethan Heppner	Sr Chicago (Young)	15:52	5
167.	129	Kevin Sparks	Fr Geneva	15:53	5
168.	130	Colin McCormick	Sr Springfield (Sacred Heart-Grif	15:54	5
169.	131	Mike McCartan	Jr Arlington Heights (Hersey)	15:55	5
170.	132	Jon Carrigan	Jr Chatham (Glenwood)	15:55	5
171.	133	Kevin Hayek	Sr Mt. Prospect (Prospect)	15:56	5
172.	134	Chris Sutphen	Jr Hoffman Estates (H.S.)	15:57	5
173.	135	Charlie Mueller	Sr Glen Ellyn (Glenbard South)	15:57	5
174.	136	Jack Tierney	Sr O'Fallon	15:57	5
175.	137	Brooks Smith	Sr Oak Park (Fenwick)	15:57	5
176.	138	Spencer Guerrero	Jr Galesburg (H.S.)	15:58	5
177.	139	Brian Schlick	Jr Wheaton (North)	15:58	5
178.	140	A.J. Dickerson	Sr Sycamore	15:59	5
179.	141	Kevin Grady	Jr Naperville (Neuqua Valley)	15:59	5
180.	142	Chris Hoffman	Jr Hoffman Estates (H.S.)	15:59	5

Page 4

ILLINOIS HIGH SCHOOL ASSOCIATION
State Cross Country Championships
Boys AA - November 4, 2006

Place	TmPl	NAME	CL SCHOOL	TIME	P
181.	143	Greg Staley	Jr Chatham (Glenwood)	15:59	5
182.		Aaron Werths	So Granite City	16:00	5
183.	144	Joey Waldorf	Sr Bloomington (H.S.)	16:00	5
184.		Michael Kuntz	Jr Chicago (St. Ignatius)	16:01	5
185.	145	Craig Worrall	Jr Rockton (Hononegah)	16:02	5
186.	146	Jack Hostettler	So LaGrange (Lyons)	16:02	5
187.	147	Ryan Shannon	Jr Oak Park (Fenwick)	16:03	5
188.	148	Mike Styzek	Jr Mt. Prospect (Prospect)	16:04	5
189.	149	Eric Johansen	Jr Arlington Heights (Hersey)	16:04	5
190.	150	Danny McMahon	Jr Springfield (Sacred Heart-Grif	16:05	5
191.	151	Joe Hosty	Sr Frankfort (Lincoln-Way East)	16:06	5
192.	152	Tom Laser	So Oak Park (Fenwick)	16:06	5
193.	153	Chuck Archer	Sr Orland Park (Sandburg)	16:07	5
194.	154	Walter Vance	Sr Edwardsville (H.S.)	16:07	5
195.		Rich Eber	Jr Chicago (Brother Rice)	16:08	5
196.	155	Austin Meeker	Jr Galesburg (H.S.)	16:10	5
197.	156	Nat Smith	Sr Bloomington (H.S.)	16:10	5
198.	157	Tom Laskowske	So Palatine (H.S.)	16:11	5
199.	158	Jacob Wear	Sr Springfield (Sacred Heart-Grif	16:11	5
200.	159	Brad Walwer	So Springfield (H.S.)	16:12	5
201.	160	Mitch Pajcic	Jr Arlington Heights (Hersey)	16:12	5
202.	161	Nick Fagan	Jr Sycamore	16:12	5
203.	162	Matthew Gilmer	So Sycamore	16:13	5
204.	163	Pat Morris	Jr Winnetka (New Trier)	16:13	5
205.	164	Doug Rever	Jr Bloomington (H.S.)	16:14	5
206.	165	Greg Whittle	So Galesburg (H.S.)	16:14	5
207.	166	Mike Young	Sr Orland Park (Sandburg)	16:15	5
208.	167	Chris Gray	Jr Chatham (Glenwood)	16:15	5
209.	168	Kevin Jacobs	Fr Rockton (Hononegah)	16:16	5
210.	169	Andy Szabo	So Bloomington (H.S.)	16:16	5
211.	170	Connor Brown	So Springfield (H.S.)	16:17	5
212.		Robbie Eckardt	Sr Lincolnshire (Stevenson)	16:18	5
213.	171	Kevin Kapolnek	So Wilmette (Loyola Academy)	16:20	5
214.	172	Topher Leiby	So Rock Island (H.S.)	16:21	5
215.	173	Drew Hickey	So Geneva	16:23	5
216.	174	Josh Garrett	Sr Chatham (Glenwood)	16:24	5

217.	175	Nathan Rice	Sr O'Fallon	16:24	5
218.	176	Jack Boyle	So Oak Park (Fenwick)	16:24	5
219.	177	Josh Budnik	Jr Naperville (Neuqua Valley)	16:27	5
220.	178	Jacob Nelson	Jr Edwardsville (H.S.)	16:29	5
221.	179	Matt Niendorf	Fr Frankfort (Lincoln-Way East)	16:29	5
222.	180	Matt Connelly	Jr Oak Park (Fenwick)	16:29	5
223.	181	Gabe Moreno	Fr Galesburg (H.S.)	16:29	5
224.	182	Luke Sanchez	So O'Fallon	16:30	5
225.	183	Albert Ciolek	Fr Mt. Prospect (Prospect)	16:30	5
226.	184	Gavin Owens	Fr O'Fallon	16:30	5
227.	185	Dan Hernandez	Jr Hoffman Estates (H.S.)	16:31	5
228.	186	Josh Rice	Sr Rock Island (H.S.)	16:36	5
229.	187	Nathan Ebrecht	Jr O'Fallon	16:36	5
230.	188	Steve Karlson	Sr Hoffman Estates (H.S.)	16:39	5
231.	189	Sam Morse	So Springfield (H.S.)	16:39	5
232.	190	Mike Tisza	Jr Arlington Heights (Hersey)	16:43	5
233.	191	Ben Miller	So Glen Ellyn (Glenbard South)	16:44	5
234.	192	Adam Aydt	Jr Chatham (Glenwood)	16:45	5
235.	193	Patrick Ryan	Jr Springfield (Sacred Heart-Grif	16:45	5
236.	194	Tommy Farrell	Jr Rockton (Hononegah)	16:46	5
237.	195	Brandon Johnson	Jr Chatham (Glenwood)	16:48	5
238.	196	Sean Ryan	Fr Springfield (Sacred Heart-Grif	16:51	5
239.	197	Justin Lee	Fr Springfield (H.S.)	16:55	5
240.	198	Jacob Midden	Sr Springfield (Sacred Heart-Grif	16:58	5

Page 5

ILLINOIS HIGH SCHOOL ASSOCIATION
State Cross Country Championships
Boys AA - November 4, 2006

Place	Time	NAME	CL	SCHOOL	TIME	P
241.	199	Gilbert Flores	Sr	Edwardsville (H.S.)	17:01	5
242.	200	Jarrood Goodhue	Sr	Edwardsville (H.S.)	17:02	5
243.	201	Craig Hall	Sr	Galesburg (H.S.)	17:03	5
244.	202	Justin Begyn	Jr	Rock Island (H.S.)	17:03	5
245.	203	Jordan Wolf	Sr	Rockton (Hononegah)	17:04	5
246.	204	Kevin Moroni	Sr	Rock Island (H.S.)	17:07	5
247.	205	Keaton Leach	So	Sycamore	17:22	5
248.	206	Marcus McGee	Jr	Bloomington (H.S.)	18:17	6
249.	207	Alex Hegevall-Clark	Sr	Winnetka (New Trier)	18:20	6
250.	208	Andrew Wise	Sr	Springfield (H.S.)	18:48	6


250 records processed.




"The Pack" kicking off the season at Lyons



Michael A. ripping through the North Loop




Tom Sideras, 7th fastest runner in Sandburg History



DeWolf and DeBella



Frazz—Newcomer of the Year



Peoria Barbeque



Sandburg's best Cross Country team in school history



Kevin Adamowski—3 time Conference Champion, IHSA Regional Champion, IHSA Sectional Champion, IHSA All-State, Third Fastest Runner in CSHS History



Post-race Strides



Sandburg assembles its group at the front from
the start of the season



Jake White and Bill Hinderman working through the pack



Johnny D



14 second split, the Sandburg pack working together.



E.T. running at the front



Chuck Wagon working through the pain




Support Crew




Big Mac busting—Most Improved Runner



Pro and O working as 4-5 sophomores runners, the clinchers to our Sophomore title.



Noah "Wild Cherry" Katula



Craig Virgin and Tom Graves, the two fastest runners in Illinois history at our Peoria barbeque.



E.T. and the Sophomores team at Peoria




Z-Factor kicking hard in the varsity race at Peoria—a glimpse of things to come.



Six-time state champion, state record holder, NCAA All-American



Reavis Varsity Pre-Race




David Brugioni with a full tank of gas



Kyle Meyer—Newcomer of the Year



Z-Factor: winning the Reavis Invitational




Jake White—SWSC Open Champion



Appalachian bike ride—July '06



Mighty Mouse takes flight



The Graves house-"The Big Talk"

indstats.txt

11/16/06
PAGE 1

Men's Individual Stats

RYAN HAJYOUSIF

FROM: 01/01/06 TO: 11/30/06 TYPE: All

DATE	MEET RESULT	FINISH	PTS	LOCATION	EVENT
09/12/06	LOCKPORT 32:04.0	DUAL-SOPH 28TH	-		3.0